

Ultra-Aire™ MD33 In-Wall Dehumidifier

Specification Data

Capacities and Performance

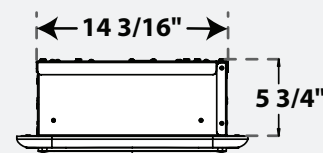
| | | |
|---|---|-----------------|
| Part Number: | 4035900 | |
| Blower: | 155 CFM @ 0.0" WG | |
| Power: | 324 Watts @ 80°F and 60% RH 120V, hard-wired, routed through the bottom or back of the cabinet | |
| Cord: | Optional 10' cord with plug end included | |
| Automatic Restart: | Yes | |
| Current Draw: | 2.8 Amps | |
| Energy Factor: | 2.0 L/kWh | |
| Operating Range: | 49°F - 95°F | |
| Sized For: | Up to 1,200 Square Feet | |
| Minimum Performance at 80°F and 60% RH | | |
| Water Removal: | 33 Pints/Day | |
| Efficiency: | 4.25 Pints/kWh | |
| Controls: | Digital dehumidistat control internally mounted behind tamper-proof cover | |
| Air Filter: | 1/2" Washable, mounted behind diffuser | |
| Dehumidistat: | Digital, tamper-proof, float switch input | |
| Cabinet: | Galvanized steel | |
| Cover: | Tamper-proof, access lock-out | |
| Sound Rating: | 46 dBA | |
| Drain Connection: | 3/4" O.D. | |
| Drain Hose: | 10' gravity fed (3/4" I.D.) hose, routed through the back, side, or bottom of the unit | |
| Refrigerant Type: | R134A | |
| Refrigerant Amount: | 10 oz. | |
| Coils: | Electrophoretic coated coils - prevents corrosion and extends life of the unit | |
| Utility Connections: | Accessible from front for blind installation | |
| Dimensions: | Unit | Shipping |
| Width: | 14 3/16" | 20" |
| Height: | 30" | 37" |
| Depth: | 5 3/4" | 11" |
| Weight: | 39 lbs. | 57 lbs. |



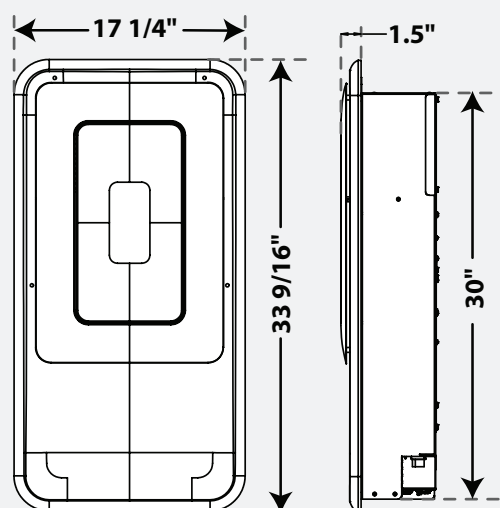
4035900



Patent Pending
©Therma-Stor, LLC

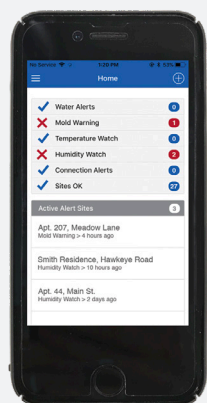


Top View



Front View

Side View



The Ultra-Aire Sentry is a monitoring system that gives you real-time data about humidity, temperature and water issues in any interior location where



4037220

indoor air quality problems are suspected, or where conditions need to be closely monitored in order to protect the space and the occupants.

Optional Accessories

| | |
|---------|-----------------------------|
| 4037766 | Surface Mount Kit |
| 4037767 | 2x4 Wall Mounting Bezel Kit |
| 4037768 | Rear Panel Kit |
| 4037714 | Washable Filter |
| 4039155 | Washable Filter, 6-Pack |

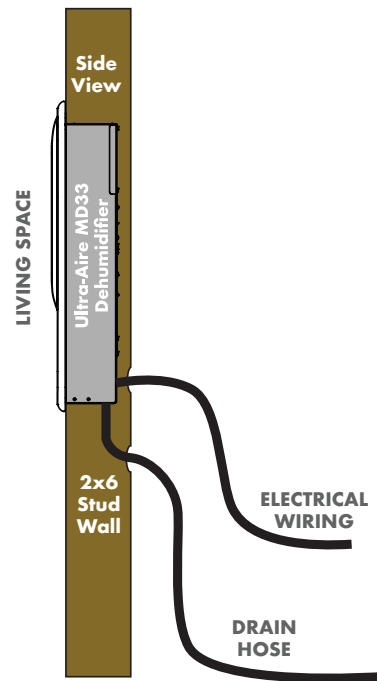
(800) 533-7533 | www.InWallDehumidifier.com

Ultra-Aire™ MD33 In-Wall Dehumidifier

Recommended Installations

2 x 6 In-Wall Installation

- The Ultra-Aire MD33 dehumidifier is placed into the wall opening.
- Wall opening measures 14 ½" wide by 30 ¼" tall. Only one side of the wall will be cut to make the opening.
- Dehumidifier is secured to the wall using #10 wood screws.
- Electrical wiring can run through knock out on back of dehumidifier or knock out on bottom of dehumidifier, depending on application. Electrical wiring can be hard-wired or connected to a standard 120V outlet with the included 10' power cord.
- Drain hose can run through knock outs on back, side, or bottom of dehumidifier, depending on application.
- The power and drain connections can be contained within the wall cavity if the dehumidifier is installed after new construction.
- Diffuser cover is secured to the dehumidifier using either Phillips screws or Tamper Resistant screws.



2 x 4 Through the Wall Installation

- The Ultra-Aire MD33 dehumidifier is placed into the wall opening.
- Wall opening measures 14 ½" wide by 30 ¼" tall. Both sides of the wall will be cut through.
- Dehumidifier is secured to the wall using #10 wood screws.
- Electrical wiring can run through knock out on back of dehumidifier or knock out on bottom of dehumidifier, depending on application. Electrical wiring can be hard-wired or connected to a standard 120V outlet with the included 10' power cord.
- Drain hose can run through knock outs on back, side, or bottom of dehumidifier, depending on application.
- Diffuser cover is secured to the dehumidifier using either Phillips screws or Tamper Resistant screws.
- Wall Mounting Bezel Kit or Rear Panel Kit are recommended with this type of installation.

