



Endeavor® Line Select™ Series iC Air Conditioners




WA14AY

Cooling Efficiencies up to: 15.2 SEER2 / 12 EER2

Nominal Sizes: 1.5 to 5 Tons [5.28 to 17.6 kW]

Cooling Capacities: 17.1 to 55.5 kBTU [5.0 to 16.3 kW]

Refrigerant Type: R-454B



**Proper sizing and installation of equipment is critical to achieve optimal performance. Split system air conditioners and heat pumps must be matched with appropriate coil components to meet ENERGY STAR®. Ask your Contractor for details or visit www.energystar.gov.*

Table of Contents

Features & Benefits	3
Model Number Identification	4
General Data/Electrical Data	5
Accessories	6
Weighted Sound Power	6
Unit Dimensions	7
Clearances	8
Refrigerant Line Size Information	9-10
Performance Data	11
Limited Warranty	12

Features and Benefits

- **Fully Louvered Steel Cabinet:** Features durable construction to add protection from yard hazards, weather corrosion
- **Optimized 7mm Coil Design:** Allows for improved airflow, heat transfer and energy consumption
- **Easily Accessible Control Box:** Ease of installation and serviceability
- **Designing for Sustainability with Low GWP:** For 2025, the Environmental Protection Agency (EPA) has set a global warming potential (GWP) limit of 700 for refrigerant used in heating and cooling systems. This new requirement will result in a 78%¹ lower GWP than previous-generation refrigerants — with only minimal changes to system installation. For us, this is another step toward our continued sustainability goal of reducing greenhouse gas emissions, while still delivering an exceptional level of energy efficient, dependable comfort
- **PlusOne® Refrigerant Detection System^{TM2}:** An integrated one-box, patented design featuring the A2L sensor and mitigation board, offering easier commissioning with a single component and simplified wiring configuration, compatibility with any 24V thermostat application and system protection by automatically pausing outdoor unit operation — if excess refrigerant is detected

¹When comparing the GWP of R-454B to R-410A refrigerant

²Factory or field installed in the furnace coil or air handler and is applicable to the complete heating and cooling system featuring Low GWP Refrigerant (A2L)

Air Conditioners

<u>W</u>	<u>A</u>	<u>14</u>	<u>A</u>	<u>Y</u>	<u>18</u>	<u>A</u>	<u>J</u>	<u>1</u>	<u>N</u>	<u>A</u>
Brand	Product Category	SEER2	Region	Refrigerant	Capacity BTU/HR	Major Series	Voltage	Type	Controls	Minor Series
W - Rheem	A - Air Conditioners	14 - 13.8/14.3 SEER2	A - All	Y - R-454B	18 - 18,000 [5.28 kW] 24 - 24,000 [7.03 kW] 30 - 30,000 [8.79 kW] 36 - 36,000 [10.55 kW] 42 - 42,000 [12.31 kW] 48 - 48,000 [14.07 kW] 60 - 60,000 [17.58 kW]	A - 1st Design	J - 208/230/1/60	1 - 1-Stage	N - Non-Communicating	A - 1st Design

[] Designates Metric Conversions

Available Models	Description
WA14AY18AJ1NA	Endeavor® Line <i>Select</i> ™ Series 1 1/2 ton 13.8/14.3 SEER2 Single-Stage Air Conditioner-208/230/1/60
WA14AY24AJ1NA	Endeavor® Line <i>Select</i> ™ Series 2 ton 13.8/14.3 SEER2 Single-Stage Air Conditioner-208/230/1/60
WA14AY30AJ1NA	Endeavor® Line <i>Select</i> ™ Series 2 1/2 ton 13.8/14.3 SEER2 Single-Stage Air Conditioner-208/230/1/60
WA14AY36AJ1NA	Endeavor® Line <i>Select</i> ™ Series 3 ton 13.8/14.3 SEER2 Single-Stage Air Conditioner-208/230/1/60
WA14AY42AJ1NA	Endeavor® Line <i>Select</i> ™ Series 3 1/2 ton 13.8/14.3 SEER2 Single-Stage Air Conditioner-208/230/1/60
WA14AY48AJ1NA	Endeavor® Line <i>Select</i> ™ Series 4 ton 13.8/14.3 SEER2 Single-Stage Air Conditioner-208/230/1/60
WA14AY60AJ1NA	Endeavor® Line <i>Select</i> ™ Series 5 ton 13.8/14.3 SEER2 Single-Stage Air Conditioner-208/230/1/60

Standard Equipment
R-454B Refrigerant
Scroll Compressor
Field Installed Filter Drier
Front Seating Service Valves
Internal Pressure Relief Valve
Internal Thermal Overload
Long Line Capability
Low Ambient Capability with Kit
Optimized Venturi Airflow
Rust Resistant Screws
QR Code
External Gauge Ports

General Data							
Model No.	WA14AY18	WA14AY24	WA14AY30	WA14AY36	WA14AY42	WA14AY48	WA14AY60
Nominal Tonnage	1.5	2.0	2.5	3.0	3.5	4.0	5.0
Valve Connections							
Liquid Line O.D. – in.	3/8	3/8	3/8	3/8	3/8	3/8	3/8
Suction Line O.D. – in.	3/4	3/4	3/4	3/4	7/8	7/8	7/8
Refrigerant R-454B furnished oz. ¹	97	112	112	116	142	142	192
Compressor Type	Scroll						
Outdoor Coil							
Net face area – Outer Coil	10.9	13.3	13.3	13.3	19.5	19.5	27.9
Net face area – Inner Coil	—	—	—	12.9	18.8	18.8	27.1
Tube diameter – in.	0.276	0.276	0.276	0.276	0.276	0.276	0.276
Number of rows	1	1	1	2	2	2	2
Fins per inch	24	24	24	24	24	24	24
Outdoor Fan							
Diameter – in.	20	24	24	24	24	24	26
Number of blades	2	3	3	2	3	3	3
Motor hp	1/7	1/6	1/6	1/6	1/5	1/5	1/5
CFM	1765	3146	3146	2760	3431	3606	4169
RPM	1075	825	825	825	850	850	850
Watts	154	197	197	188	225	251	245
Shipping weight – lbs.	157	179	179	199	205	260	296
Operating weight – lbs.	134	151	151	172	171	225	246

Electrical Data							
Line Voltage Data (Volts-Phase-Hz)	208/230-1-60	208/230-1-60	208/230-1-60	208/230-1-60	208/230-1-60	208/230-1-60	208/230-1-60
Maximum overcurrent protection (amps) ²	15	25	25	30	30	50	50
Minimum circuit ampacity ³	12	17	17	18	20	30	31
Compressor							
Rated load amps	8	13	13	14	15	22	24
Locked rotor amps	47	78	78	75	109	126	157
Condenser Fan Motor							
Full load amps	0.8	0.8	0.8	0.8	1.0	1.0	1.0
Locked rotor amps	1.5	1.5	1.5	1.7	2.6	2.6	2.6

¹Refrigerant charge sufficient for 15 ft. length of refrigerant lines. For longer line set requirements see the installation instructions for information about set length and additional refrigerant charge required.

²HACR type circuit breaker or fuse.

³Refer to National Electrical Code manual to determine wire, fuse and disconnect size requirements.

Accessories

Model No.	WA14AY18	WA14AY24	WA14AY30	WA14AY36	WA14AY42	WA14AY48	WA14AY60
Compressor crankcase heater*	44-17402-44	44-17402-44	44-17402-44	44-17402-44	44-103663-16*	44-103663-16	44-103663-16**
Compressor crankcase heater (without temperature thermostat)	44-17402-44	44-17402-44	44-17402-44	44-17402-44	44-17402-45	44-17402-45	44-17402-45
Low ambient control	RXAD-A08	RXAD-A08	RXAD-A08	RXAD-A08	RXAD-A08	RXAD-A08	RXAD-A08
Compressor sound cover	68-23427-26	68-23427-26	68-23427-26	68-23427-26	68-23427-25	68-23427-25	68-23427-25
Compressor hard start kit	SK-A1	SK-A1	SK-A1	SK-A1	SK-A1	SK-A1	SK-A1
Compressor time delay	RXMD-B01	RXMD-B03	RXMD-B03	RXMD-B04	RXMD-B01	RXMD-B01	RXMD-B01
Low pressure control	RXAC-A07	RXAC-A09	RXAC-A09	RXAC-A10	RXAC-A10	RXAC-A10	RXAC-A10
High pressure control	RXAB-A07	RXAB-A09	RXAB-A09	RXAB-A10	RXAB-A08	RXAB-A08	RXAB-A08
Liquid Line Solenoid (24 VAC, 50/60 Hz)	Solenoid Valve	200RD2T3TVLC	200RD2T3TVLC	200RD2T3TVLC	200RD2T3TVLC	200RD2T3TVLC	200RD2T3TVLC
	Solenoid Coil	61-AMG24V	61-AMG24V	61-AMG24V	61-AMG24V	61-AMG24V	61-AMG24V
Liquid Line Solenoid (120/240 VAC, 50/60 Hz)	Solenoid Valve	200RD2T3TVLC	200RD2T3TVLC	200RD2T3TVLC	200RD2T3TVLC	200RD2T3TVLC	200RD2T3TVLC
	Solenoid Coil	61-AMG120/240V	61-AMG120/240V	61-AMG120/240V	61-AMG120/240V	61-AMG120/240V	61-AMG120/240V

*Crankcase Heater recommended with Low Ambient Kit.

Maximum System Charge Values WA14AY

Maximum System Charge Values – WA14AY		
Model No.	Charge Limit Without Crankcase	
	Copeland	LG
WA14AY18	9.6 lbs [4.4kg]	8.4 lbs [3.8 kg]
WA14AY24		
WA14AY30		
WA14AY36		
WA14AY42*	12 lbs [5.4kg]	11.9 lbs [5.4 kg]
WA14AY48		
WA14AY60*		

*WA14AY42 models with LG compressors and WA14AY60 ton models have factors installed crankcase heaters.

Weighted Sound Power Level (dBA)

Unit Size - Voltage, Series	Standard Rating (dBA)	Typical Octave Band Spectrum (dBA without tone adjustment)						
		125	250	500	1000	2000	4000	8000
WA14AY18	70	47	55	61	60	58	53	47
WA14AY24	71	47	62	63	59	57	56	47
WA14AY30	71	47	62	63	59	57	56	47
WA14AY36	71	46	58	64	59	57	52	48
WA14AY42	73	47	55	64	62	59	55	48
WA14AY48	74	45	56	64	63	61	57	51
WA14AY60	76	43	60	67	66	63	59	53

NOTE: Tested in accordance with AHRI Standard 270-08 (not listed in AHRI)

Unit Dimensions

Model No.	Operating						Shipping					
	H (Height)		L (Length)		W (Width)		H (Height)		L (Length)		W (Width)	
	Inches	mm	Inches	mm	Inches	mm	Inches	mm	Inches	mm	Inches	mm
WA14AY18	25.17	639	29.54	750	29.54	750	27.06	687	32.63	829	32.63	829
WA14AY24	25.17	639	33.66	855	33.66	855	27.06	687	36.63	930	36.63	930
WA14AY30	25.17	639	33.66	855	33.66	855	27.06	687	36.63	930	36.63	930
WA14AY36	25.17	639	33.66	855	33.66	855	27.06	687	36.63	930	36.63	930
WA14AY42	35.17	893	33.66	855	33.66	855	37.06	941	36.63	930	36.63	930
WA14AY48	35.17	893	33.66	855	33.66	855	37.06	941	36.63	930	36.63	930
WA14AY60	45.17	1147	35.43	900	35.43	900	47.06	1195	38.63	981	38.63	981

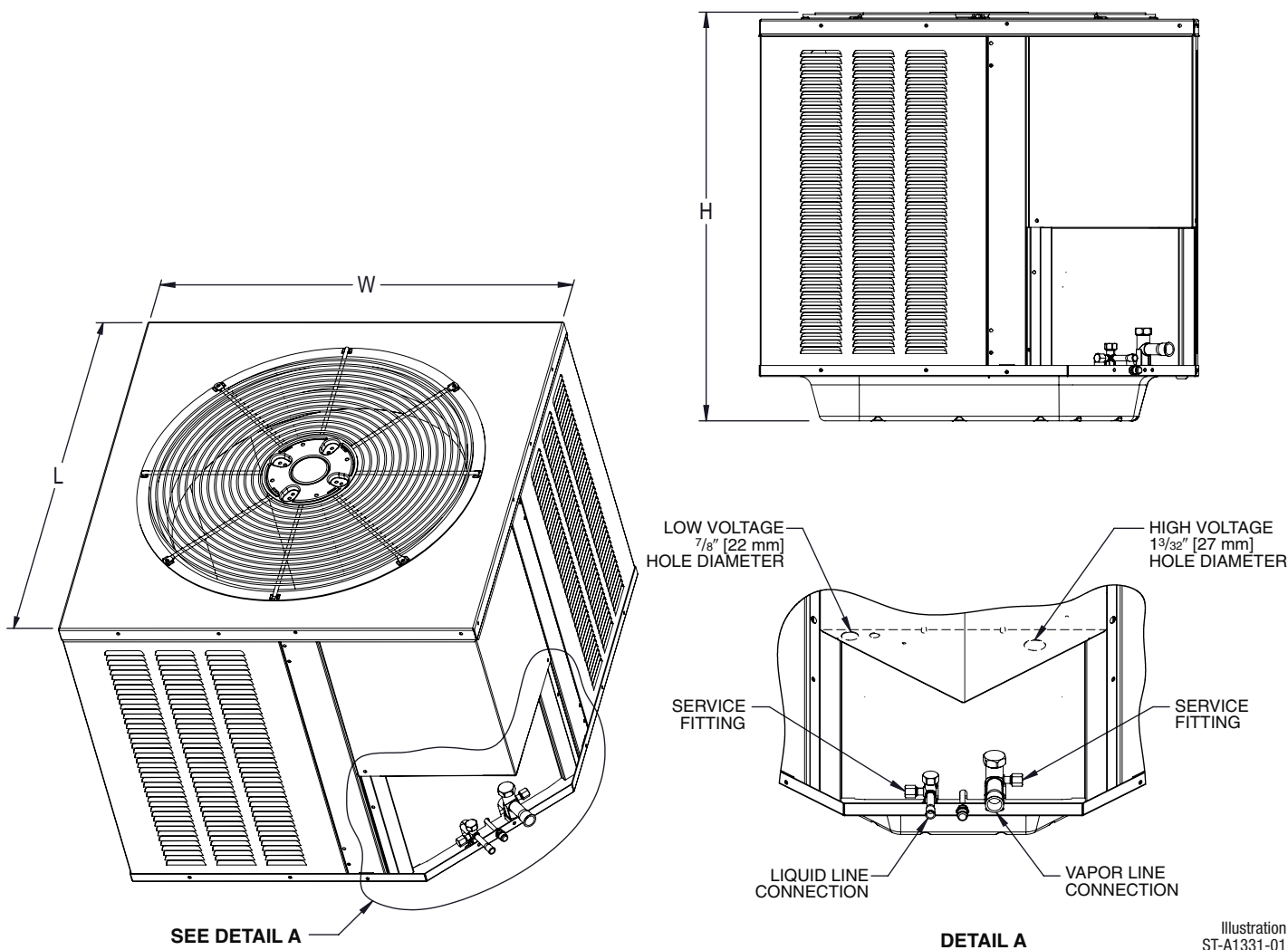
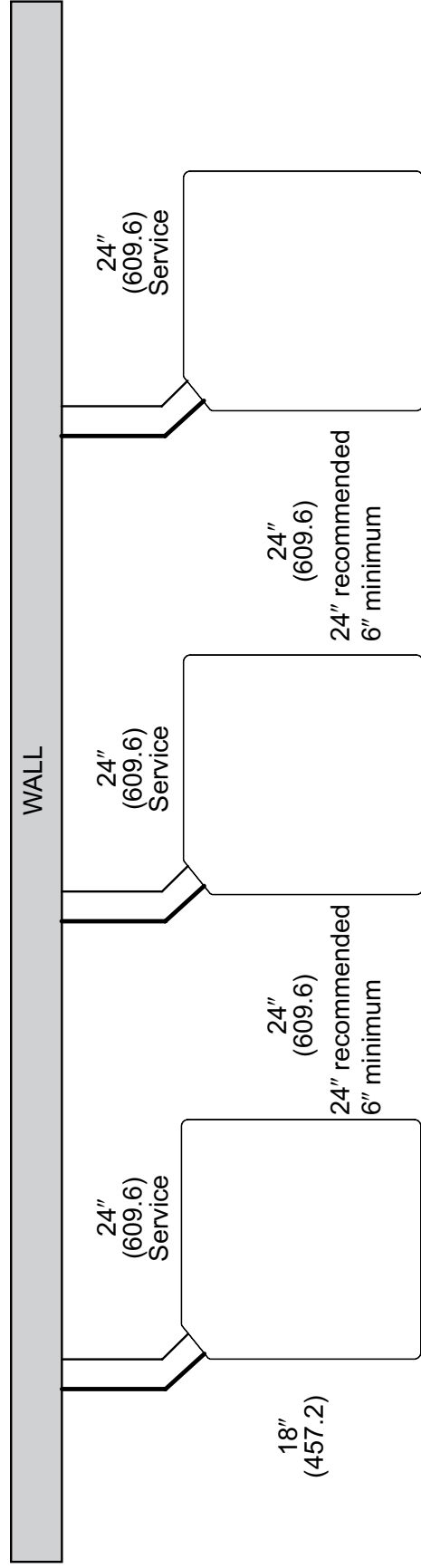
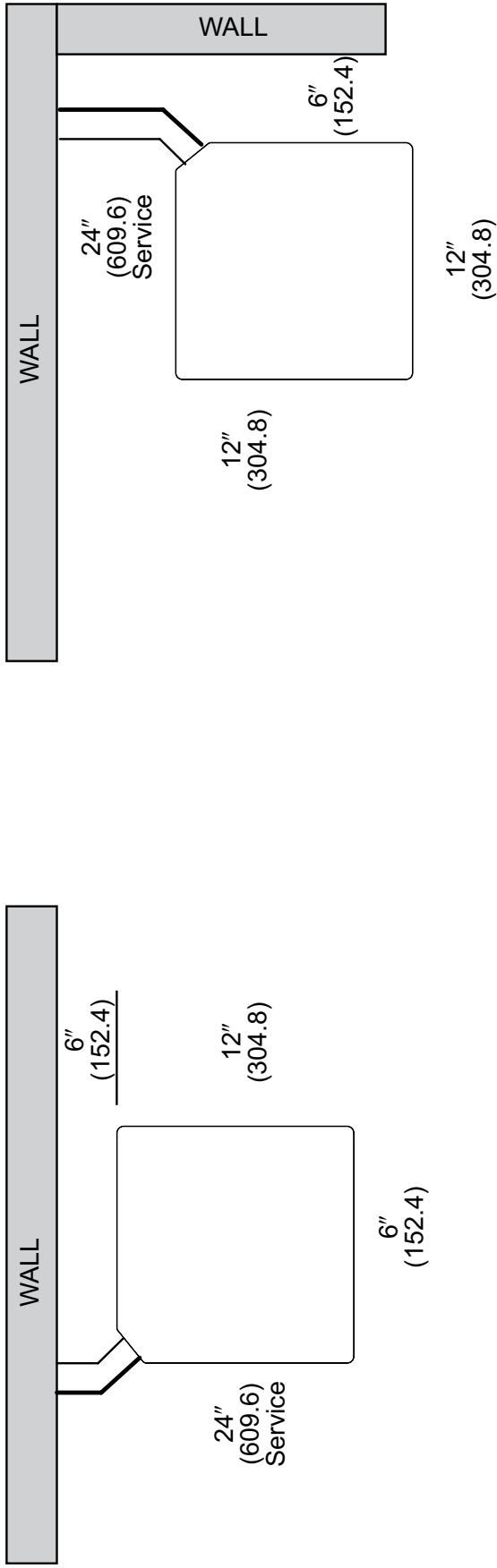


Illustration
ST-A1331-01
Rev. 10-20-2022

NOTE: Illustrations show the deep drawn basepan.

[] Designates Metric Conversions

CLEARANCES



NOTE: NUMBERS IN () = mm

IMPORTANT: When installing multiple units in an alcove, roof well or partially enclosed area, ensure there is adequate ventilation to prevent re-circulation of discharge air.

Refrigerant Line Size Information

14.3 SEER2 AC R-454B												
Unit Size	Allowable Liquid Line Size	Allowable Suction Line Size	Equivalent Length (Feet)									
			0-25	26-50	51-75	76-100	101-125	126-150	151-175	176-200	201-225	226-250
			Maximum Vertical Rise (Outdoor Unit Below Indoor Unit) * / Capacity Multiplier									
1.5 Ton	1/4"	5/8"	25/1	50/0.99	61/0.99	41/0.98	21/0.98	1/0.98	0/0.98	0/0.98	0/0.97	0/0.97
	5/16	5/8"	25/1	50/0.99	75/0.99	100/0.98	98/0.98	93/0.98	87/0.98	82/0.98	78/0.97	75/0.97
	3/8"	5/8"	25/1	50/0.99	75/0.99	100/0.98	117/0.98	115/0.98	114/0.98	112/0.98	111/0.97	110/0.97
	1/4"	3/4"	25/1	50/1	61/1	41/0.99	21/0.99	1/0.99	0/0.99	0/0.99	0/0.99	0/0.98
	5/16	3/4"	25/1	50/1	75/1	100/0.99	98/0.99	93/0.99	87/0.99	82/0.99	78/0.99	75/0.98
	3/8"	3/4"	25/1	50/1	75/1	100/0.99	117/0.99	115/0.99	114/0.99	112/0.99	111/0.99	110/0.98
2 Ton	1/4"	5/8"	25/1	50/0.99	25/0.98	0/0.98	0/0.98	0/0.97	0/0.96	0/0.97	0/0.96	0/0.95
	5/16	5/8"	25/1	50/0.99	75/0.98	88/0.98	79/0.98	70/0.97	62/0.96	53/0.97	46/0.96	40/0.95
	3/8"	5/8"	25/1	50/0.99	75/0.98	100/0.98	109/0.98	106/0.97	103/0.96	100/0.97	97/0.96	94/0.95
	1/4"	3/4"	25/1	50/1	25/0.99	0/0.99	0/0.99	0/0.98	0/0.98	0/0.99	0/0.99	0/0.98
	5/16	3/4"	25/1	50/1	75/0.99	88/0.99	79/0.99	70/0.98	62/0.98	53/0.99	46/0.99	40/0.98
	3/8"	3/4"	25/1	50/1	75/0.99	100/0.99	109/0.99	106/0.98	103/0.98	100/0.99	97/0.99	94/0.98
2.5 Ton	5/16	5/8"	25/0.99	50/0.98	75/0.98	69/0.97	56/0.98	43/0.96	30/0.94	17/0.93	6/0.92	0/0.93
	3/8"	5/8"	25/0.99	50/0.98	75/0.98	100/0.97	101/0.98	96/0.96	92/0.94	87/0.93	83/0.92	78/0.93
	5/16	3/4"	25/1	50/0.99	75/0.99	69/0.98	56/0.98	43/0.99	30/0.98	17/0.98	6/0.97	0/0.97
	3/8"	3/4"	25/1	50/0.99	75/0.99	100/0.98	101/0.98	96/0.99	92/0.98	87/0.98	83/0.97	78/0.97
3 Ton	5/16	5/8"	25/0.99	50/0.98	65/0.97	47/0.97	28/0.94	11/0.93	0/0.92	0/0.91	0/0.9	0/0.9
	3/8"	5/8"	25/0.99	50/0.98	75/0.97	97/0.97	91/0.94	85/0.93	78/0.92	72/0.91	66/0.9	60/0.9
	5/16	3/4"	25/1	50/0.99	65/0.98	47/0.99	28/0.98	11/0.98	0/0.97	0/0.96	0/0.96	0/0.98
	3/8"	3/4"	25/1	50/0.99	75/0.98	97/0.99	91/0.98	85/0.98	78/0.97	72/0.96	66/0.96	60/0.98
	1/2"	3/4"	25/1	50/0.99	75/0.98	100/0.99	118/0.98	117/0.98	115/0.97	115/0.96	114/0.96	112/0.98
	5/16	7/8"	25/1	50/1	65/0.99	47/0.99	28/0.99	11/0.98	0/0.98	0/0.99	0/0.99	0/0.99
	3/8"	7/8"	25/1	50/1	75/0.99	97/0.99	91/0.99	85/0.98	78/0.98	72/0.99	66/0.99	60/0.99
	1/2"	7/8"	25/1	50/1	75/0.99	100/0.99	118/0.99	117/0.98	115/0.98	115/0.99	114/0.99	112/0.99
3.5 Ton	3/8"	3/4"	25/0.99	50/0.99	75/0.99	88/0.98	80/0.97	72/0.96	64/0.98	55/0.96	47/0.95	39/0.95
	1/2"	3/4"	25/0.99	50/0.99	75/0.99	100/0.98	116/0.97	114/0.96	112/0.98	111/0.96	109/0.95	108/0.95
	3/8"	7/8"	25/1	50/0.99	75/0.99	88/0.99	80/0.98	72/0.99	64/0.99	55/0.98	47/0.98	39/0.98
	1/2"	7/8"	25/1	50/0.99	75/0.99	100/0.99	116/0.98	114/0.99	112/0.99	111/0.98	109/0.98	108/0.98
4 Ton	3/8"	3/4"	25/0.99	50/0.98	75/0.98	78/0.97	68/0.96	57/0.97	46/0.95	36/0.94	25/0.93	15/0.93
	1/2"	3/4"	25/0.99	50/0.98	75/0.98	100/0.97	113/0.96	111/0.97	109/0.95	107/0.94	105/0.93	104/0.93
	3/8"	7/8"	25/1	50/0.99	75/0.99	78/0.98	68/0.99	57/0.98	46/0.98	36/0.98	25/0.97	15/0.97
	1/2"	7/8"	25/1	50/0.99	75/0.99	100/0.98	113/0.99	111/0.98	109/0.98	107/0.98	105/0.97	104/0.97
5 Ton	3/8"	3/4"	25/0.99	50/0.98	70/0.97	54/0.97	38/0.94	22/0.93	6/0.92	0/0.9	0/0.89	0/0.89
	1/2"	3/4"	25/0.99	50/0.98	75/0.97	100/0.97	107/0.94	104/0.93	101/0.92	97/0.9	95/0.89	93/0.89
	3/8"	7/8"	25/0.99	50/0.99	70/0.98	54/0.98	38/0.98	22/0.97	6/0.96	0/0.98	0/0.97	0/0.96
	1/2"	7/8"	25/0.99	50/0.99	75/0.98	100/0.98	107/0.98	104/0.97	101/0.96	97/0.98	95/0.97	93/0.96
	3/8"	1-1/8"	25/1	50/1	70/1	54/0.99	38/0.99	22/0.99	6/0.99	0/0.99	0/0.99	0/0.98
	1/2"	1-1/8"	25/1	50/1	75/1	100/0.99	107/0.99	104/0.99	101/0.99	97/0.99	95/0.99	93/0.98

NOTES:

- 1) Maximum Equivalent Line Length may not exceed 250'.
- 2) Maximum Actual Line Length may not exceed 200'.
- 3) Light Grey shaded areas are considered long line and may require accessories as recommended in Long Line Set Guide.
- 4) DO NOT use suction line traps in the suction riser as this adds additional unwanted pressure drop in the system.

Refrigerant Line Size Information

14.3 SEER2 AC R-454B												
Unit Size	Allowable Liquid Line Size	Allowable Suction Line Size	Equivalent Length (Meters)									
			0-7.6	7.9-15.2	15.5-22.9	23.2-30.5	30.8-38.1	38.4-45.7	46-53.3	53.6-61	61.3-68.6	68.9-76.2
			Maximum Vertical Rise (Outdoor Unit Below Indoor Unit) * / Capacity Multiplier									
1.5 Ton	1/4"	5/8"	8/1	15/0.99	19/0.99	12/0.98	6/0.98	0/0.98	0/0.98	0/0.98	0/0.97	0/0.97
	5/16	5/8"	8/1	15/0.99	23/0.99	30/0.98	30/0.98	28/0.98	27/0.98	25/0.98	24/0.97	23/0.97
	3/8"	5/8"	8/1	15/0.99	23/0.99	30/0.98	36/0.98	35/0.98	35/0.98	34/0.98	34/0.97	34/0.97
	1/4"	3/4"	8/1	15/1	19/1	12/0.99	6/0.99	0/0.99	0/0.99	0/0.99	0/0.99	0/0.98
	5/16	3/4"	8/1	15/1	23/1	30/0.99	30/0.99	28/0.99	27/0.99	25/0.99	24/0.99	23/0.98
	3/8"	3/4"	8/1	15/1	23/1	30/0.99	36/0.99	35/0.99	35/0.99	34/0.99	34/0.99	34/0.98
2 Ton	1/4"	5/8"	8/1	15/0.99	8/0.98	0/0.98	0/0.98	0/0.97	0/0.96	0/0.97	0/0.96	0/0.95
	5/16	5/8"	8/1	15/0.99	23/0.98	27/0.98	24/0.98	21/0.97	19/0.96	16/0.97	14/0.96	12/0.95
	3/8"	5/8"	8/1	15/0.99	23/0.98	30/0.98	33/0.98	32/0.97	31/0.96	30/0.97	30/0.96	29/0.95
	1/4"	3/4"	8/1	15/1	8/0.99	0/0.99	0/0.99	0/0.98	0/0.98	0/0.99	0/0.99	0/0.98
	5/16	3/4"	8/1	15/1	23/0.99	27/0.99	24/0.99	21/0.98	19/0.98	16/0.99	14/0.99	12/0.98
	3/8"	3/4"	8/1	15/1	23/0.99	30/0.99	33/0.99	32/0.98	31/0.98	30/0.99	30/0.99	29/0.98
2.5 Ton	5/16	5/8"	8/0.99	15/0.98	23/0.98	21/0.97	17/0.98	13/0.96	9/0.94	5/0.93	2/0.92	0/0.93
	3/8"	5/8"	8/0.99	15/0.98	23/0.98	30/0.97	31/0.98	29/0.96	28/0.94	27/0.93	25/0.92	24/0.93
	5/16	3/4"	8/1	15/0.99	23/0.99	21/0.98	17/0.98	13/0.99	9/0.98	5/0.98	2/0.97	0/0.97
	3/8"	3/4"	8/1	15/0.99	23/0.99	30/0.98	31/0.98	29/0.99	28/0.98	27/0.98	25/0.97	24/0.97
3 Ton	5/16	5/8"	8/0.99	15/0.98	20/0.97	14/0.97	9/0.94	3/0.93	0/0.92	0/0.91	0/0.9	0/0.9
	3/8"	5/8"	8/0.99	15/0.98	23/0.97	30/0.97	28/0.94	26/0.93	24/0.92	22/0.91	20/0.9	18/0.9
	5/16	3/4"	8/1	15/0.99	20/0.98	14/0.99	9/0.98	3/0.98	0/0.97	0/0.96	0/0.96	0/0.98
	3/8"	3/4"	8/1	15/0.99	23/0.98	30/0.99	28/0.98	26/0.98	24/0.97	22/0.96	20/0.96	18/0.98
	1/2"	3/4"	8/1	15/0.99	23/0.98	30/0.99	36/0.98	36/0.98	35/0.97	35/0.96	35/0.96	34/0.98
	5/16	7/8"	8/1	15/1	20/0.99	14/0.99	9/0.99	3/0.98	0/0.98	0/0.99	0/0.99	0/0.99
	3/8"	7/8"	8/1	15/1	23/0.99	30/0.99	28/0.99	26/0.98	24/0.98	22/0.99	20/0.99	18/0.99
	1/2"	7/8"	8/1	15/1	23/0.99	30/0.99	36/0.99	36/0.98	35/0.98	35/0.99	35/0.99	34/0.99
3.5 Ton	3/8"	3/4"	8/0.99	15/0.99	23/0.99	27/0.98	24/0.97	22/0.96	20/0.98	17/0.96	14/0.95	12/0.95
	1/2"	3/4"	8/0.99	15/0.99	23/0.99	30/0.98	35/0.97	35/0.96	34/0.98	34/0.96	33/0.95	33/0.95
	3/8"	7/8"	8/1	15/0.99	23/0.99	27/0.99	24/0.98	22/0.99	20/0.99	17/0.98	14/0.98	12/0.98
	1/2"	7/8"	8/1	15/0.99	23/0.99	30/0.99	35/0.98	35/0.99	34/0.99	34/0.98	33/0.98	33/0.98
4 Ton	3/8"	3/4"	8/0.99	15/0.98	23/0.98	24/0.97	21/0.96	17/0.97	14/0.95	11/0.94	8/0.93	5/0.93
	1/2"	3/4"	8/0.99	15/0.98	23/0.98	30/0.97	34/0.96	34/0.97	33/0.95	33/0.94	32/0.93	32/0.93
	3/8"	7/8"	8/1	15/0.99	23/0.99	24/0.98	21/0.99	17/0.98	14/0.98	11/0.98	8/0.97	5/0.97
	1/2"	7/8"	8/1	15/0.99	23/0.99	30/0.98	34/0.99	34/0.98	33/0.98	33/0.98	32/0.97	32/0.97
5 Ton	3/8"	3/4"	8/0.99	15/0.98	21/0.97	16/0.97	12/0.94	7/0.93	2/0.92	0/0.9	0/0.89	0/0.89
	1/2"	3/4"	8/0.99	15/0.98	23/0.97	30/0.97	33/0.94	32/0.93	31/0.92	30/0.9	29/0.89	28/0.89
	3/8"	7/8"	8/0.99	15/0.99	21/0.98	16/0.98	12/0.98	7/0.97	2/0.96	0/0.98	0/0.97	0/0.96
	1/2"	7/8"	8/0.99	15/0.99	23/0.98	30/0.98	33/0.98	32/0.97	31/0.96	30/0.98	29/0.97	28/0.96
	3/8"	1-1/8"	8/1	15/1	21/1	16/0.99	12/0.99	7/0.99	2/0.99	0/0.99	0/0.99	0/0.98
	1/2"	1-1/8"	8/1	15/1	23/1	30/0.99	33/0.99	32/0.99	31/0.99	30/0.99	29/0.99	28/0.98

NOTES:

- 1) Maximum Equivalent Line Length may not exceed 76 meters.
- 2) Maximum Actual Line Length may not exceed 61 meters.
- 3) Light Grey shaded areas are considered long line and may require accessories as recommended in Long Line Set Guide.
- 4) **DO NOT** use suction line traps in the suction riser as this adds additional unwanted pressure drop in the system.

Performance Data @ AHRI Standard Conditions – Cooling

Designated Tested Combination (DTC)							
Outdoor Unit	Indoor Coil	Total Capacity BTU/H [kW]	Net Sensible BTU/H [kW]	Net Latent BTU/H [kW]	SEER2	EER2	Indoor CFM [L/s]
WA14AY18AJ1	(-)CFY2421HTAN	17,100 [5.0]	13,100 [3.8]	4,000 [1.2]	14.3	11.7	600 [283.2]
WA14AY24AJ1	(-)CFY2421HTAA	22,800 [6.7]	17,500 [5.1]	5,300 [1.6]	14.3	11.7	735 [346.9]
WA14AY30AJ1	(-)CFY3621HTAA	28,600 [8.4]	21,800 [6.4]	6,800 [2.0]	14.3	11.7	910 [429.5]
WA14AY36AJ1	(-)CFY3621HTAA	33,600 [9.8]	25,200 [7.4]	8,400 [2.5]	14.3	11.7	1,030 [486.1]
WA14AY42AJ1	(-)CFY4221HTAA	40,000 [11.7]	29,500 [8.6]	9,000 [2.6]	14.3	11.7	1,300 [613.5]
WA14AY48AJ1	(-)CFY4821HTAA	45,500 [13.3]	34,500 [10.1]	10,500 [3.1]	13.8	11.7	1,425 [672.5]
WA14AY60AJ1	(-)CFY6024HTAN	56,000 [16.4]	42,900 [12.6]	13,100 [3.8]	13.8	11.7	1,575 [743.3]

NOTE: This data includes DTC (Designated Test Combination) ratings and is for reference purposes only. A full listing of official ratings and system match-ups, along with downloadable certificates, can be accessed from the AHRI website: www.ahridirectory.org.

[] Designates Metric Conversions



GENERAL TERMS OF LIMITED WARRANTY*

Rheem will furnish a replacement for any part of this product which fails in normal use and service within the applicable period stated, in accordance with the terms of the limited warranty.

Parts Five (5) Years
Conditional Compressor
(Registration Required)..... Ten (10) Years

***For complete details of the Limited and Conditional Warranties, including applicable terms and conditions, contact your local contractor or the Manufacturer for a copy of the product warranty certificate.**

Before proceeding with installation, refer to installation instructions packaged with each model, as well as complying with all Federal, State, Provincial, and Local codes, regulations, and practices.

© 2024 Rheem Manufacturing Company. Rheem trademarks owned by Rheem Manufacturing Company.

In keeping with its policy of continuous progress and product improvement, Rheem reserves the right to make changes without notice.

5600 Old Greenwood Road
Fort Smith, Arkansas 72908 • www.rheem.com

125 Edgeware Road, Unit 1
Brampton, Ontario • L6Y 0P5 • rheem.ca