



## SUBMITTAL 9AFCJD

### Inverter Driven Heat Pump


### 9,000 BTU Single Zone Slim Ducted System

Job Name \_\_\_\_\_  
 Location \_\_\_\_\_  
 Engineer \_\_\_\_\_  
 Submitted To \_\_\_\_\_  
 Submitted By \_\_\_\_\_  
 Reference \_\_\_\_\_

Date \_\_\_\_\_  
 Approval \_\_\_\_\_  
 Construction \_\_\_\_\_  
 Unit No \_\_\_\_\_  
 Drawing No \_\_\_\_\_

### PRODUCT FEATURES

Auto Changeover  
 24 hr./Weekly Timer  
 Built in condensate Pump  
 Auto Restart  
 Economy Mode  
 Auto Fan Mode  
 Daisy Chain Compatible



### MODEL NUMBERS

Indoor Unit	RIDH09AVFJ
Outdoor Unit	ROSH09AFCJ
System	9AFCJD

### EFFICIENCIES

SEER	21.5
EER	14.5
HSPF	12.2
COP	kW/kW 3.95
	Btu/hW 13.5

### OUTDOOR TEMPERATURE OPERATION RANGE

Cooling	*F(*C)	14 to 115 (-10 to 46)
Heating		-5 to 75 (-21 to 24)

### CAPACITIES

Cooling	Rated	BTU/hW	9,000
	Min.-Max.		3,100-12,000
Heating	Rated		12,000
	Min.-Max.		3,100-18,000

### LINESET REQUIREMENTS

Connection Method		Flare
Liquid	in (mm)	Ø1/4 (Ø6.35)
Gas		Ø3/8 (Ø9.52)
Pre-Charge Length	ft (m)	49 (15)
Minimum Length		10 (3)
Maximum Length		66 (20)
Max. Height Diff.		49 (15)

### INDOOR DIMENSIONS & WEIGHT

Net (H x W x D)	in	10-9/16 x 33-1/16 x 8
	mm	268 x 840 x 203
Gross (H x W x D)	in	10-5/8 x 34-13/16 x 13-1/4
	mm	270 x 884 x 336
Net Weight	lb (kg)	19(8.5)
Gross Weight		24(10.5)

### OUTDOOR DIMENSIONS & WEIGHT

Net (H x W x D)	in	24 - 1/2 x 31 - 3/32 x 11 - 11/32
	mm	620 x 790 x 290
Gross (H x W x D)	in	28 - 1/16 x 37-7/32 x 15 - 9/16
	mm	713 x 945 x 395
Net Weight	lb (kg)	84 (38)
Gross Weight		93 (42)

### Warranty Information

7 Year Compressor, 5 Year Parts out-of-the-box Warranty

10 Year Compressor, 10 Year Parts Warranty when registered within 60 days of installation in a residence



This system combination is Energy Star qualified

### ACCESSORIES

UXLRHUM	Wireless Remote Receiver Kit
RXRNUM	Wired Remote (backlit)
RXRSNUM	Simple Remote



Indoor Unit ETL#: 3170288  
 Outdoor Unit ETL#: 91987



Rheem  
 110030328 Albernathy Road N.E. Suite 1700  
 Atlanta, GA  
 Toll Free: (770) 351-3000

Effective Date: 6/4/2019

Version 9AFCJD -2019A

Due to continuous product improvements, specifications are subject to change without notice.





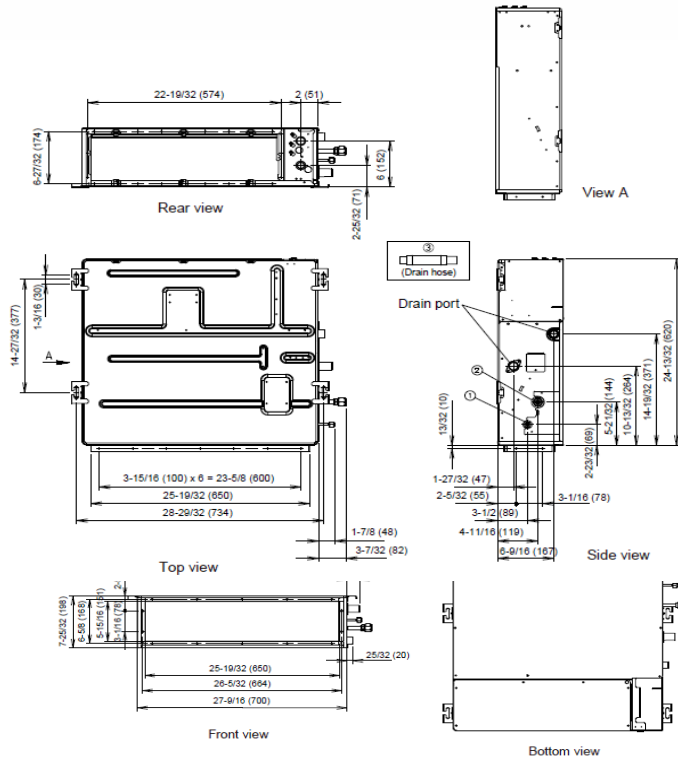
## SUBMITTAL 9AFCJD

### Inverter Driven Heat Pump

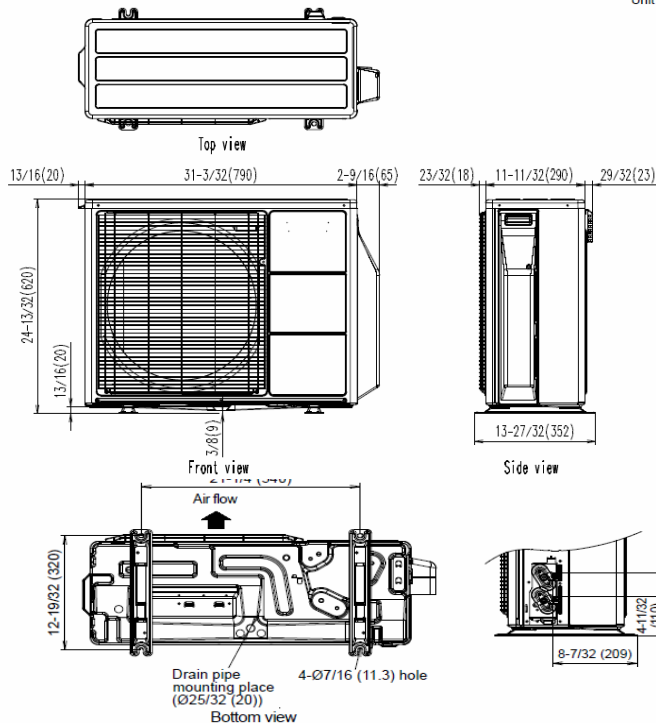
### 9,000 BTU Single Zone Slim Ducted System

#### DIMENSIONS

Unit : in. (mm)



Unit : in. (mm)  
Unit : in. (mm)



Rheem  
110030328 Albemathy Road N.E. Suite 1700  
Atlanta, GA  
Toll Free: (770) 351-3000

Due to continuous product improvements, specifications are subject to change without notice.