

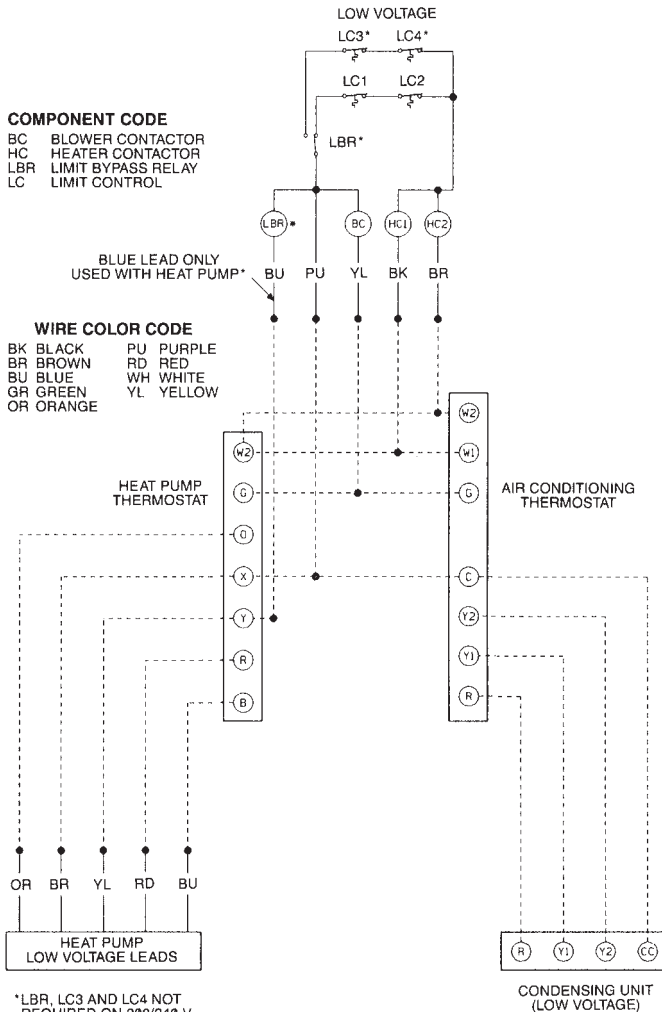
# OPTIONAL HEATER KIT

## COMPONENT CODE

BC BLOWER CONTACTOR  
 HC HEATER CONTACTOR  
 LBR LIMIT BYPASS RELAY  
 LC LIMIT CONTROL

## WIRE COLOR CODE

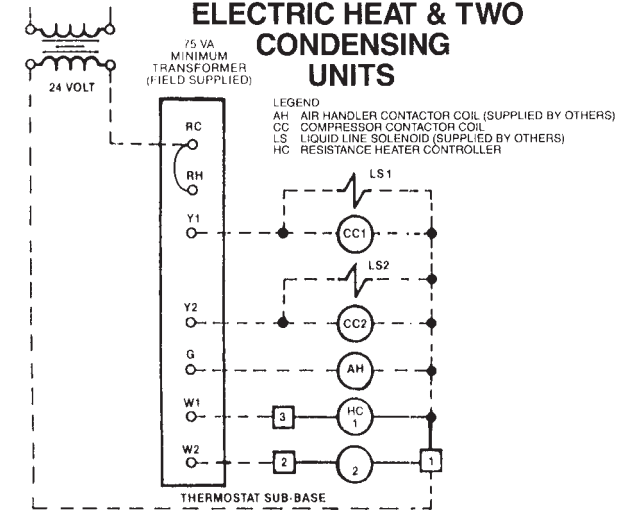
BK BLACK PU PURPLE  
 BR BROWN RD RED  
 BU BLUE WH WHITE  
 GR GREEN YL YELLOW  
 OR ORANGE



\*LBR, LC3 AND LC4 NOT REQUIRED ON 208/240 V KITS RATED 20KW & 30KW OR KITS INSTALLED ON 15 TON OR 20 TON AIR HANDLERS

# TYPICAL WIRING CONNECTIONS WITH DUAL CIRCUIT AIR HANDLER, ELECTRIC HEAT & TWO CONDENSING UNITS

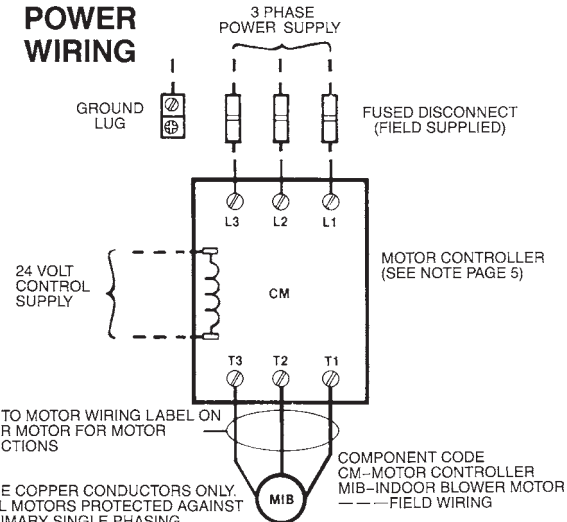
120-208-230-460 VOLT AS REQUIRED



## LEGEND

AH AIR HANDLER CONTACTOR COIL (SUPPLIED BY OTHERS)  
 CC COMPRESSOR CONTACTOR COIL  
 LS LIQUID LINE SOLENOID (SUPPLIED BY OTHERS)  
 HC RESISTANCE HEATER CONTROLLER

# POWER WIRING



REFER TO MOTOR WIRING LABEL ON BLOWER MOTOR FOR MOTOR CONNECTIONS

- NOTE:
1. USE COPPER CONDUCTORS ONLY.
  2. ALL MOTORS PROTECTED AGAINST PRIMARY SINGLE PHASING.

COMPONENT CODE  
 CM-MOTOR CONTROLLER  
 MIB-INDOOR BLOWER MOTOR  
 --- FIELD WIRING