


# **[ - ]CHL**

## **Parts List Multiflex Cased or Uncased (R-410A) Indoor Coils**

Series L    Sizes 24-61



## TABLE OF CONTENTS

|  |        |
|--|--------|
| Notes  | Page 2 |
| Model Number Explanation                     | Page 3 |
| Serial Number Explanation                    | Page 3 |
| Exploded View                                | Page 4 |
| Coil Casing - Single Row Coils (24-36-48-60) | Page 5 |
| Coil Casing - Double Stacked Coils (51-61)   | Page 6 |

## ORDERING, STOCKING AND NOTE EXPLANATIONS

### **Ordering Instructions:**

When ordering a replacement part, be sure to read all notes and symbol notations on the parts list. In some cases, it is necessary to determine the unit style number and/or serial number in addition to the model number before selecting a replacement part. When ordering painted cabinet parts, the order **must specify** unit model number, serial number, and paint color. Also, your order can be processed more rapidly if you show the part number and description. Once the product is out of current production, price and availability will vary.

### **Replacement Parts Stocking Information:**

As a general rule, most parts are in stock or have a short order period as long as the product is in current production. Once the product is out of current production price and availability will vary.

### **Note Explanation:**

np = This part is not shown in exploded view. [no picture]  
dna = **D**oes **n**ot **a**pply

## MODEL NUMBER EXPLANATION

|            |          |          |          |          |          |          |          |          |          |          |          |          |          |
|------------|----------|----------|----------|----------|----------|----------|----------|----------|----------|----------|----------|----------|----------|
| <b>[-]</b> | <b>C</b> | <b>H</b> | <b>L</b> | <b>-</b> | <b>3</b> | <b>6</b> | <b>A</b> | <b>1</b> | <b>A</b> | <b>D</b> | <b>1</b> | <b>4</b> | <b>A</b> |
| (1)        | (2)      | (3)      | (4)      |          | (5)      |          | (6)      | (7)      | (8)      |          | (9)      |          | (10)     |

**(1) TRADEBRAND IDENTIFICATION**

**(2) MODEL**

C = COIL

**(3) TYPE**

H = Type of Coil  
(H=Expansion Valve Heat Pump)

**(4) DESIGN SERIES / VARIATION**

L = R-410A

**(5) NOMINAL CAPACITY**

|    |   |                    |
|----|---|--------------------|
| 24 | = | 18,000-24,000 BTUH |
| 36 | = | 30,000-36,000 BTUH |
| 48 | = | 42,000 BTUH        |
| 51 | = | 48,000 BTUH        |
| 60 | = | 60,000 BTUH        |
| 61 | = | 60,000 BTUH        |

**(6) METERING DEVICE**

A1 or A2 = TX Valve

**(7) REFRIGERANT CONNECTIONS**

A = Side Connections  
G = Front Connections

|              |  |
|--------------|--|
| <b>NOTE:</b> | [-]CHL-51A1 & [-]CHL-61A1 available in SIDE Connection Only.<br>Cannot be ordered uncased. |
|--------------|--|

**(8) AIRFLOW**

"A" CONNECTION (SIDE)

- U = Upflow/Downflow - Left
- D = Upflow/Downflow - Right
- L = Horizontal - Left - Top
- R = Horizontal - Right - Top
- S = Upflow/Downflow - Left or Right

"G" CONNECTION (FRONT)

- G = Upflow/Downflow
- H = Horizontal - Left
- Z = Horizontal - Right

**(9) COIL CASING**

- 14 = 14.0"
- 17 = 17.5"
- 21 = 21.0"
- 24 = 24.5"

**(10) VARIATION**

- Blank = None
- A = Filter/Filter Rack
- B = Adapters (78%/80% Furnace)
- X = Unit has Insulation

## SERIAL NUMBER EXPLANATION

|          |          |          |          |          |          |          |          |          |          |
|----------|----------|----------|----------|----------|----------|----------|----------|----------|----------|
| <b>F</b> | <b>2</b> | <b>6</b> | <b>0</b> | <b>2</b> | <b>0</b> | <b>0</b> | <b>0</b> | <b>0</b> | <b>1</b> |
| (1)      | (2)      |          | (3)      |          |          |          |          | (4)      |          |

**(1) PRODUCTION LOCATION**

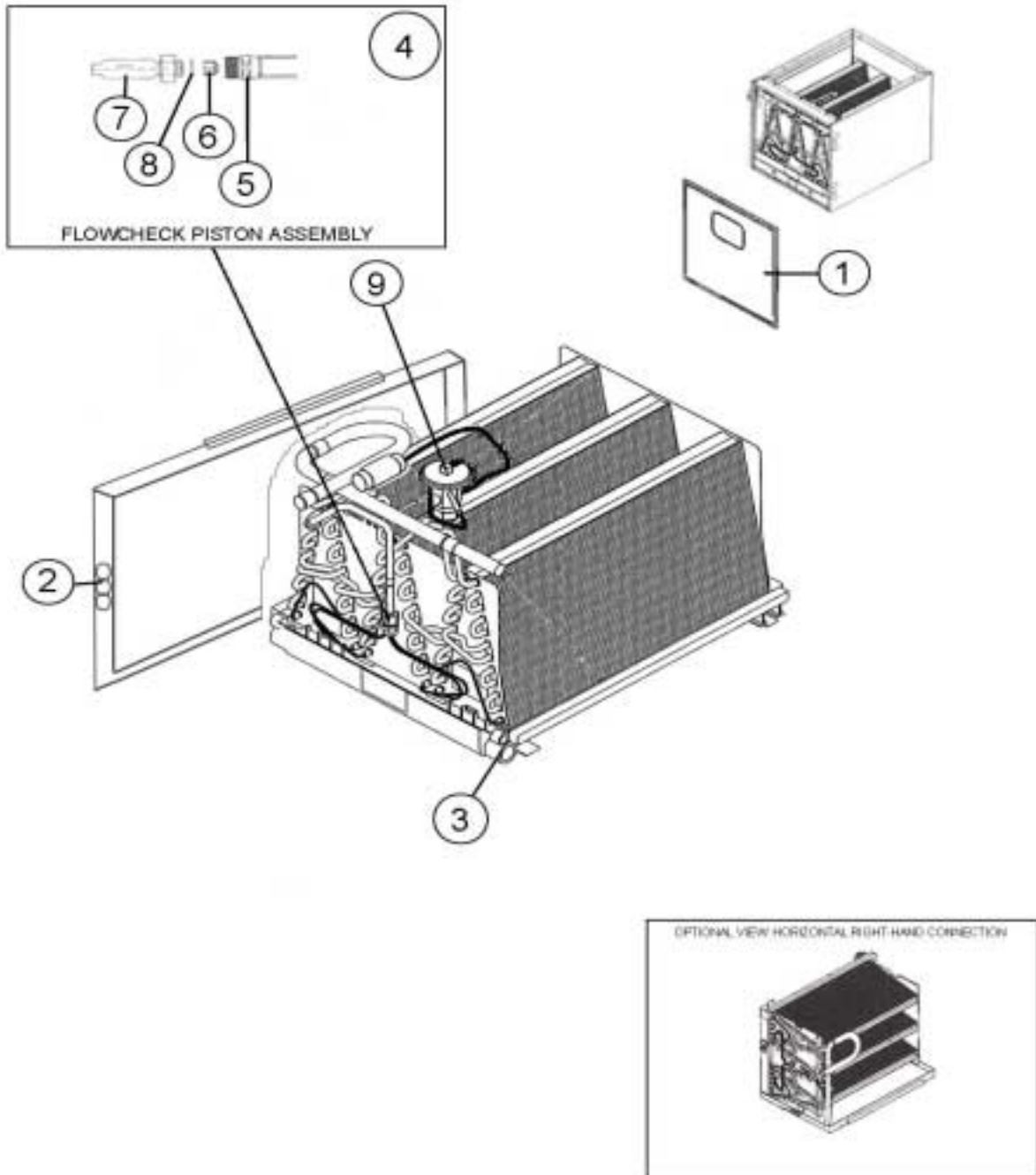
- F = Fort Smith, AR
- M = Milledgeville, GA
- D = Dewey, OK
- T = Trenton, SC

**(2) WEEK OF MANUFACTURE**

**(3) YEAR OF MANUFACTURE**

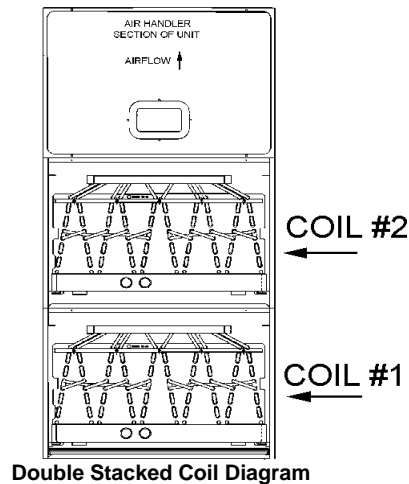
**(4) SEQUENTIAL PRODUCTION NUMBER**

**EXPLODED VIEW**



| NO.   | MODEL<br>NOMINAL CAPACITY (Single Row Coil) | [-]CHL<br>24 | [-]CHL<br>36 | [-]CHL<br>48 | [-]CHL<br>60 |
|---|---|--------------|--------------|--------------|--------------|
| <i>NOTE: Individual Slabs Not Sold Separately</i>   |   |              |              |              |              |
| <b>DOOR SECTION</b>   |   |              |              |              |              |
| <b>Example: [-]CHL-24A1AD14A</b> (Refrigerant Connection section in black lettering)          |   |              |              |              |              |
| <b>"A"</b>  |   |              |              |              |              |
| 1   | DOOR PANEL                                  | AS-58380-04  | AS-58380-08  | AS-58380-13  | AS-58380-13  |
| <b>"G"</b>  |   |              |              |              |              |
| 1   | DOOR PANEL                                  | AS-58380-19  | AS-58380-20  | AS-58380-21  | AS-58380-21  |
| <b>DRAIN PAN SECTION</b>  |   |              |              |              |              |
| <b>Example: [-]CHL-24A1AD14A</b> (Refrigerant Connection section in black lettering)          |   |              |              |              |              |
| <b>"A"</b>  |   |              |              |              |              |
| 2   | DRAIN PAN                                   | AE-59193-02  | AE-59193-07  | AE-59193-08  | AE-59193-08  |
| np  | 3/4" PVC STREET ELBOW                       | 68-23534-01  | 68-23534-01  | 68-23534-01  | 68-23534-01  |
| 3   | HORIZONTAL DRAIN PAN                        | AE-59192-01  | AE-59192-01  | AE-59192-01  | AE-59192-01  |
| np  | DRAIN PAN EXTENSION ASSEMBLY                | AS-57535-04  | AS-57535-04  | AS-57535-04  | AS-57535-04  |
| <b>"G"</b>  |   |              |              |              |              |
| 2   | DRAIN PAN                                   | AE-59193-06  | AE-59193-07  | AE-59193-08  | AE-59193-08  |
| np  | 3/4" PVC STREET ELBOW                       | 68-23534-01  | 68-23534-01  | 68-23534-01  | 68-23534-01  |
| 3   | HORIZONTAL DRAIN PAN                        | AE-59192-01  | AE-59192-01  | AE-59192-01  | AE-59192-01  |
| np  | DRAIN PAN EXTENSION ASSEMBLY                | AS-57535-04  | AS-57535-04  | AS-57535-04  | AS-57535-04  |
| <b>METERING SECTION</b>   |   |              |              |              |              |
| <b>Example: [-]CHL-24A1AD14A</b> (Metering/Refrigerant Connection section in black lettering) |   |              |              |              |              |
| <b>"1"</b>  |   |              |              |              |              |
| 4   | FLOWCHECK/PISTON ASSEMBLY                   |              | 61-26108-09  | 61-26210-12  | 61-26210-14  |
| 5   | DISTRIBUTOR                                 |              | 61-27100-43  | 61-27200-58  | 61-27200-58  |
| 6   | PISTON KIT                                  |              | 61-25414-09  | 61-25414-12  | 61-25414-14  |
| 7   | STRAINER                                    |              | 83-26020-01  | 83-26020-01  | 83-26020-01  |
| 8   | TFE WASHER                                  |              | 68-25024-01  | 68-25024-01  | 68-25024-01  |
| 9   | EXPANSION VALVE                             |              | 61-26196-02  | 61-26195-04  | 61-26196-06  |
| <b>"2"</b>  |   |              |              |              |              |
| 4   | FLOWCHECK/PISTON ASSEMBLY                   | 61-26106-09  | 61-26108-12  | 61-26210-12  |              |
| 5   | DISTRIBUTOR                                 | 61-27100-29  | 61-27100-43  | 61-27200-58  |              |
| 6   | PISTON KIT                                  | 61-25414-09  | 61-25414-12  | 61-25414-12  |              |
| 7   | STRAINER                                    | 83-26020-01  | 83-26020-01  | 83-26020-01  |              |
| 8   | TFE WASHER                                  | 68-25024-01  | 68-25024-01  | 68-25024-01  |              |
| 9   | EXPANSION VALVE                             | 61-26195-01  | 61-26195-03  | 61-26195-05  |              |

|  |   |                      |                      |
|--|---|----------------------|----------------------|
| NO.  | MODEL<br>NOMINAL CAPACITY (Double Stacked Coil) | <b>[-]CHL<br/>51</b> | <b>[-]CHL<br/>61</b> |
| <i>NOTE: Individual Slabs Not Sold Separately</i>  |   |                      |                      |
| <b>DOOR SECTION</b>  |   |                      |                      |
| <b>Example: [-]CHL-51A1AS14A</b> (Refrigerant/Airflow Connection section in black lettering) |   |                      |                      |
| 1  | DOOR PANEL                                      | AS-58380-13          | AS-58380-13          |
| <b>DRAIN PAN SECTION</b>   |   |                      |                      |
| <b>Example: [-]CHL-24A1AL14A</b> (Refrigerant Connection section in black lettering)         |   |                      |                      |
| <b>"A"</b>   |   |                      |                      |
| 2  | DRAIN PAN                                       | AE-59193-08          | AE-59193-08          |
| np   |   | 68-23534-01          | 68-23534-01          |
| 3  | HORIZONTAL DRAIN PAN                            | AE-59192-01          | AE-59192-01          |
| np   | DRAIN PAN EXTENSION ASSEMBLY                    | AS-57535-04          | AS-57535-04          |
| <b>COIL SECTION</b>  |   |                      |                      |
|  | <b>COIL #1 (Lower)</b>                          | AS-59194-06          | AS-59194-08          |
| 4  | FLOWCHECK/PISTON ASSEMBLY                       | 61-26110-12          | 61-26110-14          |
| 5  | DISTRIBUTOR                                     | 61-27100-58          | 61-27100-58          |
| 6  | PISTON KIT                                      | 61-25414-12          | 61-25414-14          |
| 7  | STRAINER  | 83-26020-01          | 83-26020-01          |
| 8  | TFE WASHER                                      | 68-25024-01          | 68-25024-01          |
| 9  | EXPANSION VALVE                                 | 61-26195-04          | 61-26196-15          |
|  | <b>COIL #2 (Upper)</b>                          | AS-59194-07          | AS-59194-09          |
| 4  | FLOWCHECK/PISTON ASSEMBLY                       | 61-26110-08          | 61-26110-12          |
| 5  | DISTRIBUTOR                                     | 61-27100-58          | 61-27100-58          |
| 6  | PISTON KIT                                      | 61-25414-08          | 61-25414-12          |
| 7  | STRAINER  | 83-26020-01          | 83-26020-01          |
| 8  | TFE WASHER                                      | 68-25024-01          | 68-25024-01          |
| 9  | EXPANSION VALVE                                 | 61-26196-13          | 61-26196-14          |



## NOTES

**Printed in U.S.A.**

Air Conditioning Division  
P.O. Box 17010  
Fort Smith, AR 72917-7010

**September 2002**  
**92-24326-23R-00**