

INDOOR COILS

RCFA- featuring
R-22 Refrigerant
RCFL- featuring
Earth-Friendly
R-410A Refrigerant

R-410A
earth friendly refrigerant



CASED/UNCASED COILS FOR GAS AND OIL FURNACES

AIRFLOW CAPACITIES
600-1,900 CFM
[283-897 L/s]



Rheem® Indoor Coils are designed for use with Rheem outdoor units and are available for vertical upflow or downflow, and horizontal left or horizontal right airflow. When matched with Rheem outdoor units, the coils provide a nominal capacity range from 18,000 BTU/HR [5.24 kW] to 60,000 BTU/HR [17.58 kW].

- Constructed of aluminum fins bonded to internally grooved copper tubing.
- Coils are tested at the factory with an extensive refrigerant leak check.
- Coils have sweat refrigerant connections.
- Ideally suited for new installations or add on air conditioning.
- Feature two sets of 3/4" [14.1 mm] N.P.T. Condensate drain connections for ease of connection.
- Coils are A.R.I. certified for system application with variety of Rheem outdoor units.
- Condensate drain pan is constructed of high grade, heat resistant, corrosion free thermal-set material.
- Compatible with Germicidal Light System (UV resistant)
- Bi-Directional airflow eliminates the need to switch any internal components from horizontal left to right.
- Unique drain pan design maximizes application flexibility and condensate removal.



MODEL NUMBER DATA

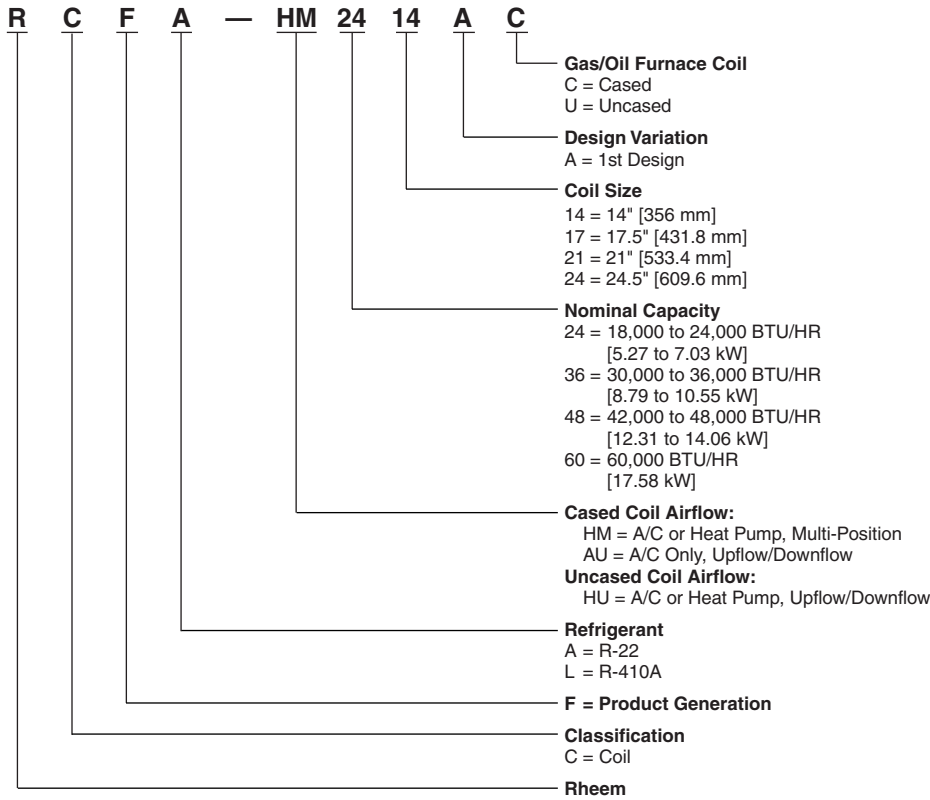


Table 1: Coil Specifications/Airflow Pressure Drop

Coil Model RCFA/ RCFL	Approx. Design Air Flow CFM [L/s] Range	Face Area Sq. Ft. [m ²]	Fins-in. Rows Deep	Static Pressure Drop Through Wet Cooling Coil [kPa] (Inches W.C.) CFM [L/s]													
				600 [285]	700 [330]	800 [380]	900 [425]	1000 [470]	1100 [519]	1200 [565]	1300 [614]	1400 [660]	1500 [708]	1600 [755]	1700 [802]	1800 [850]	1900 [897]
HIGH EFFICIENCY COOLING COILS																	
2414	600/1000 [283/472]	4.56 [0.42]	16/2	.17 [.043]	.21 [.053]	.25 [.063]	.31 [.080]	.40 [.100]	.46 [.117]	—	—	—	—	—	—	—	—
2417	600/1000 [283/472]	4.56 [0.42]	16/2	.15 [.039]	.19 [.049]	.23 [.059]	.30 [.076]	.38 [.096]	.45 [.113]	—	—	—	—	—	—	—	—
3617	900/1400 [424/661]	5.70 [0.53]	16/2	—	—	.17 [.043]	.21 [.053]	.26 [.064]	.31 [.080]	.36 [.092]	.41 [.103]	—	—	—	—	—	—
3621	900/1400 [424/661]	5.70 [0.53]	16/2	—	—	.15 [.038]	.18 [.047]	.23 [.058]	.27 [.069]	.31 [.080]	.37 [.094]	—	—	—	—	—	—
4821	1200/1800 [566/850]	8.55 [0.79]	16/2	—	—	—	—	—	—	.22 [.056]	.25 [.063]	.28 [.071]	.32 [.081]	.36 [.092]	.41 [.103]	—	—
4824	1200/1800 [566/850]	8.55 [0.79]	16/2	—	—	—	—	—	—	.22 [.056]	.25 [.063]	.28 [.071]	.32 [.081]	.32 [.081]	.41 [.103]	—	—
6024	1600/1900 [755/897]	9.98 [0.93]	14/3	—	—	—	—	—	—	—	—	—	—	.27 [.070]	.30 [.076]	.34 [.084]	.37 [.094]

NOTE: Represents Coil-Only Airflow Ratings

[] Designates Metric Conversions

Table 2: Coil Dimensions and Weights

Coil Model RCFA/RCFL	Connections		Cased Coil Dimensions (in) [mm]			Weight	
	Sweat (in.) [mm]		A	B	C	Coil Weight (lbs.) [Kg.]	Shipping Weight (lbs.) [Kg.]
	Liquid	Suction					
	I.D.	I.D.					
2414	3/8 [9.53]	3/4 [19.05]	14 [356]	21 [533]	23 ³ / ₁₆ [584]	46 [21]	50 [23]
2417	3/8 [9.53]	3/4 [19.05]	17 ¹ / ₂ [445]	14 ¹ / ₂ [368]	20 [508]	46 [21]	51 [23]
3617	3/8 [9.53]	3/4 [19.05]	17 ¹ / ₂ [445]	17 ⁷ / ₈ [454]	20 [508]	52 [24]	57 [26]
3621	3/8 [9.53]	3/4 [19.05]	21 [533]	17 ¹ / ₂ [445]	20 [508]	54 [24]	60 [27]
4821	3/8 [9.53]	7/8 [22.23]	21 [533]	25 ⁷ / ₈ [657]	28 [711]	76 [34]	83 [38]
4824	3/8 [9.53]	7/8 [22.23]	24 ¹ / ₂ [622]	25 ³ / ₈ [645]	32 [812]	89 [40]	99 [45]
6024	3/8 [9.53]	7/8 [22.23]	24 ¹ / ₂ [622]	30 ¹ / ₄ [768]	32 [812]	108 [49]	118 [55]

FIGURE 1: DIMENSIONS

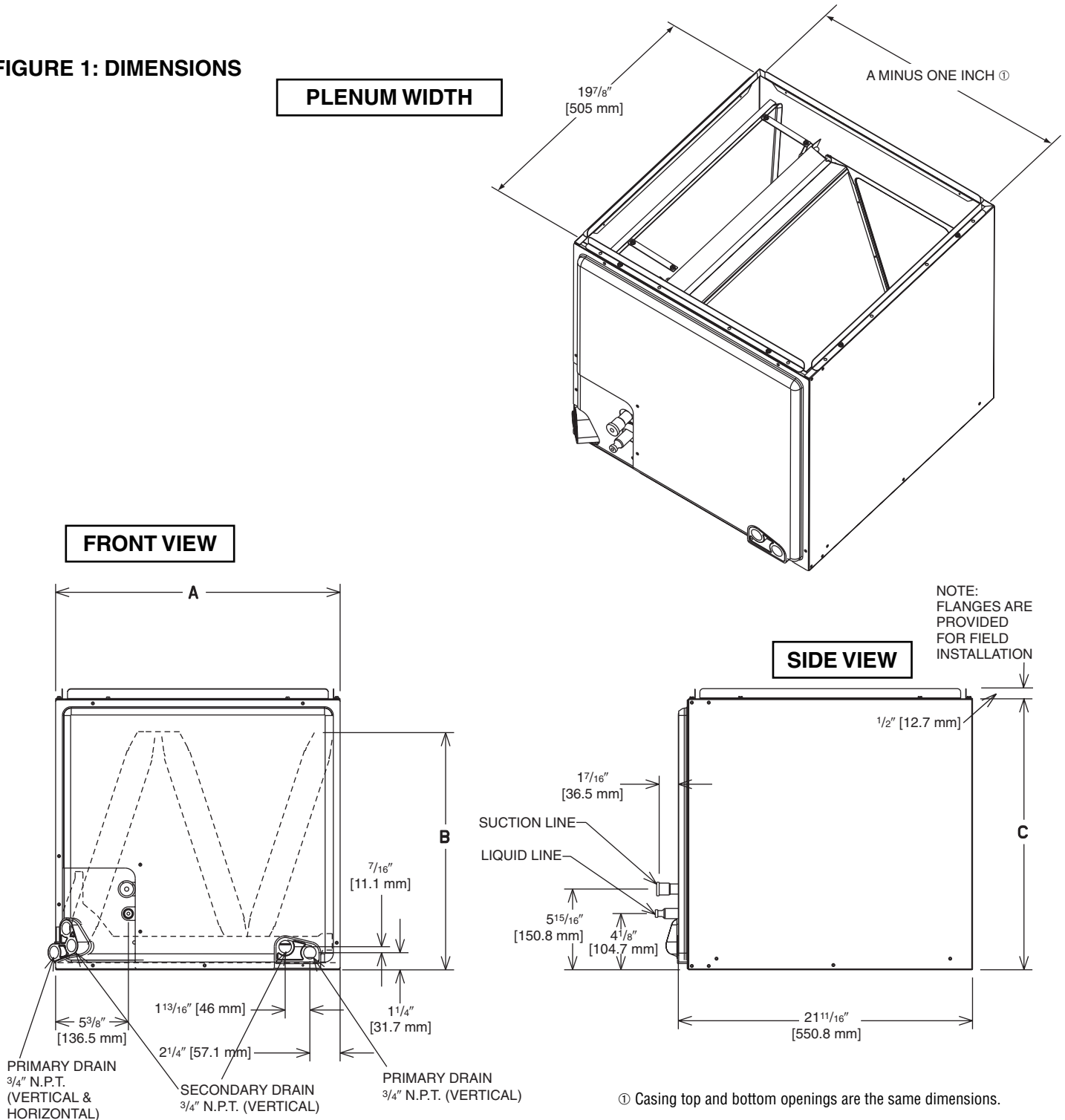


Table 3: Coil Application

Coils can be matched to heating products as listed in table below.

Coil Model RCFA/RCFL	Furnace Width (In.) (mm)	
	Oil	Gas
2414 2417 3617	—	14 [356]
2417 3617	—	17½ [444]
		14 [356]
3621 4821	21 [533]	21 [533]
		17½ [444]
4824 6024	24½ [622]	24½ [622]
		21 [533]

Accessories

• PLENUM ADAPTER ACCESSORY RXBA-AE

This plenum adapter accessory is for use with the 24½" wide cased indoor cooling and heat pump coils. This allows a 24½" wide cased coil to be installed on a 28" wide oil furnace. This is a field-installed accessory only.

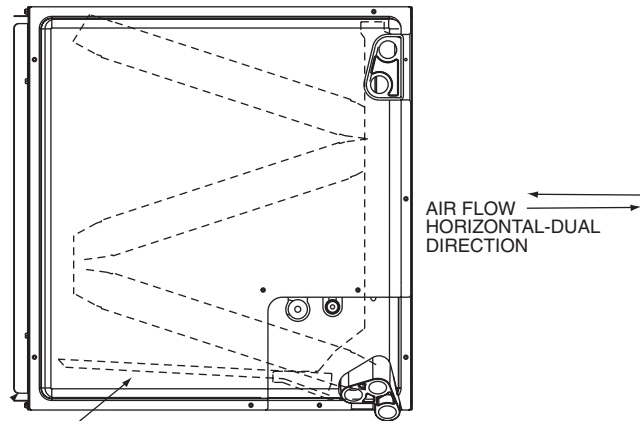
• HORIZONTAL ADAPTER KIT RXHH (See Figure 2)

This horizontal adapter kit is used to convert a upflow or downflow coil for a horizontal application. See Table 4 to order the proper horizontal adapter kit.

Table 4: Horizontal Adapter Kit Model No.

Coil Model	Horizontal Adapter Kit Model No.
2414	RXHH-A01
2417	RXHH-A02
3617/3621	RXHH-A03
4821/4824	RXHH-A04
6024	RXHH-A05

FIGURE 2: HORIZONTAL ADAPTER KIT ILLUSTRATION



HORIZONTAL ADAPTER KIT (RXHH-)

• INDOOR COIL CASING- RXBC (See Table 5)

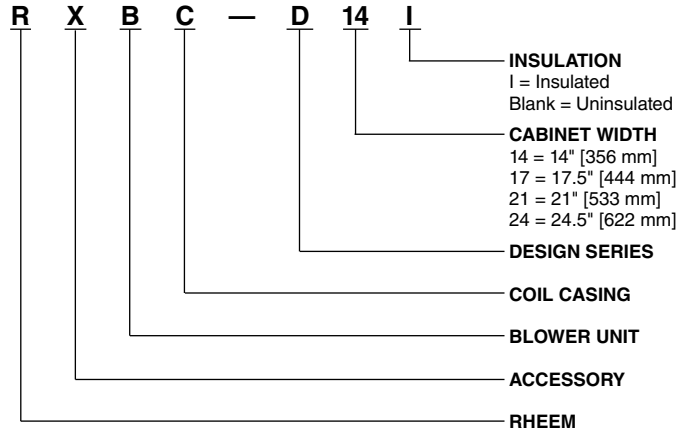


Table 5: Unit Dimensions and Weights- RXBC Indoor Coil Casings

Model Number	Width (in.) [mm]	Height (in.) [mm]	Depth (in.) [mm]	Unit Weight		Supply Air/Return Air Openings	
				Weight (lbs.) [Kg.]	Ship. Wt. (lbs.) [Kg.]	Width (in.) [mm]	Depth (in.) [mm]
RXBC-D14AI	14 [356]	23 ³ / ₁₆ [589]	21 ⁵ / ₈ [549]	19 [9]	23 [10]	13 [330]	19 ³¹ / ₃₂ [508]
RXBC-D17AI	17½ [445]	20 [508]		18 [8]	23 [10]	16½ [419]	
RXBC-D21AI	21 [533]	20 [508]		20 [9]	26 [12]	20 [508]	
RXBC-D21BI	21 [533]	28 [711]		27 [12]	36 [17]	20 [508]	
RXBC-D24AI	24½ [622]	32½ [826]		34 [16]	44 [20]	23½ [597]	

[] Designates Metric Conversions

Before proceeding with installation, refer to installation instructions packaged with each model, as well as complying with all Federal, State, Provincial, and Local codes, regulations, and practices.

**RHEEM
AIR CONDITIONING
DIVISION**

5600 Old Greenwood Road, Fort Smith, Arkansas 72908



"In keeping with its policy of continuous progress and product improvement, Rheem reserves the right to make changes without notice."