



The new degree of comfort.™

SUBMITTAL COVER SHEET

PROJECT NAME _____

LOCATION _____

ARCHITECT _____

ENGINEER _____

CONTRACTOR _____

SUBMITTED BY _____ DATE _____

UNIT SUMMARY

Quantity						
Unit Designation						
Model No.						
Total Cooling						
Sensible Cooling						
Air Ent. Evaporator						
Air Lvg. Evaporator						
Heating Input						
Heating Output						
CFM/ESP						
EER/SEER						
Electrical						
Minimum Ampacity						
Min.-Max. Breaker						
Net Unit Weight						
Accessory						
Catalog Form Number						

ACCESSORIES:

NOTES:



INTEGRATED HOME COMFORT

SUBMITTAL SHEET FOR PACKAGE AIR CONDITIONERS RACA13- 13 SEER SERIES, RACA14- 14 SEER SERIES, RACA15- 15 SEER SERIES NOMINAL SIZES 3-5 TONS [10.6-17.6 kW]

JOB NAME _____ SUBMITTED FOR APPROVAL RECORD
 CONTRACTOR _____ SUBMITTED BY _____
 ENGINEER _____ DATE _____
 LOCATION _____ UNIT DESIGNATION _____
 ORDER NO. _____ MODEL NO. _____

UNIT DIMENSIONS FOR PACKAGE AIR CONDITIONERS 3 TO 5 TON [10.6 TO 17.6 kW] MODELS

UNIT DATA

COOLING PERFORMANCE

TOTAL CAPACITY* MBH
 SENSIBLE CAPACITY* MBH
 OUTDOOR DESIGN TEMP. °F [°C] DB/WB
 TOTAL SUPPLY AIR CFM [L/s]
 TEMP. OF AIR ENTERING
 EVAPORATOR COIL °F [°C] DB/WB
 POWER INPUT REQUIREMENT kW
 SEER/EER RATING
 (*uses blower motor heat)

ELECTRIC HEAT PERFORMANCE

ELECTRIC HEAT CAPACITY kW

SUPPLY AIR BLOWER PERFORMANCE

TOTAL SUPPLY AIR CFM [L/s]
 TOTAL RESISTANCE EXTERNAL
 TO UNIT IWG
 BLOWER SPEED RPM
 POWER OUTPUT REQUIREMENT BHP
 MOTOR RATING HP [W]
 POWER INPUT REQUIREMENT kW

ELECTRICAL DATA

POWER SUPPLY
 TOTAL UNIT AMPACITY AMPS
 MINIMUM WIRE SIZE AWG
 MAXIMUM OVERCURRENT DEVICE
 FUSES HACR BREAKER AMPS

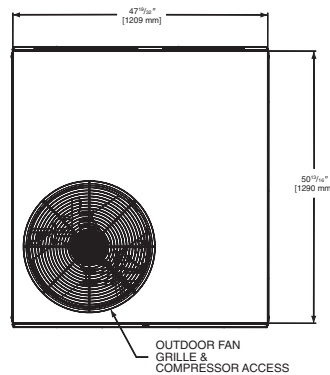
TOTAL UNIT WEIGHT

TOTAL OPERATING WEIGHT LBS [kg]
 (including field-installed accessories)

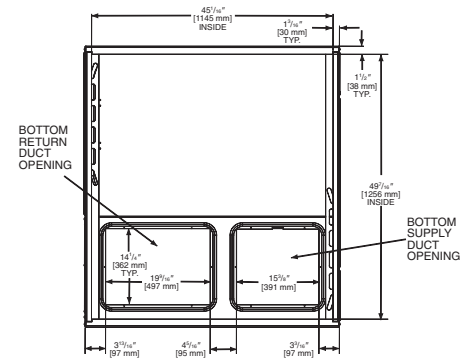
CLEARANCES

FRONT	48" [1219 mm]
CONDENSER COIL	18" [457 mm]
DUCT SIDE	12" [305 mm]
EVAPORATOR END	36" [914 mm]
ABOVE UNIT	60" [1524 mm]

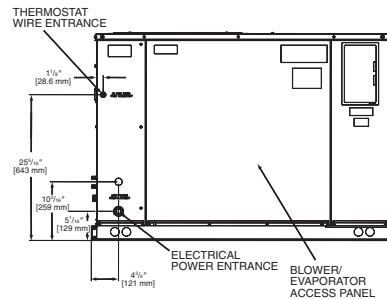
TOP VIEW



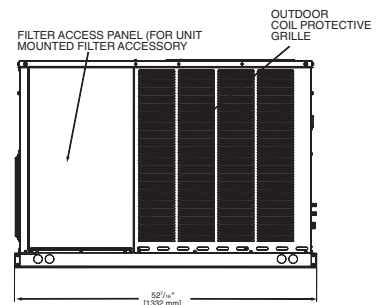
BOTTOM VIEW



SIDE VIEW



SIDE VIEW



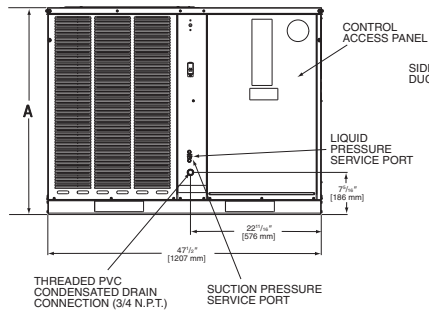
[] Designates Metric Conversions



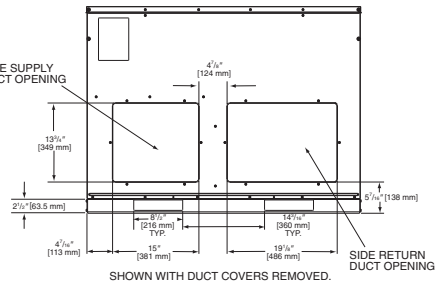
(14 SEER and Above)



FRONT VIEW



REAR VIEW



Model #	Height "A"
024, 030, 036, 042	35 ¹⁵ / ₁₆
048, 060	41

IMPORTANT:
Unit must be level to
prevent water migration.

[] Designates Metric Conversions

FEATURES

- All models feature Scroll® compressors for maximum efficiency and quiet operation. The 5-Ton RACA15 model features Scroll UltraTech™ 2-Stage compressors with Comfort Alert™ diagnostics (see below), high/low pressure switches, and hard start kit.
- Louvered condenser compartment to protect the coil against yard hazards and/or weather extremes.
- One-piece top with a drip lip to help keep water off of the unit sides.
- Drawn supply and return air openings feature a one-inch tall flange to prevent water migration into the ductwork.
- Access panels have "weep holes" and channels to further help manage water run-off.
- Side and down discharge options available on all models.
- Easily accessible blower section complete with slide-out blower.
- Externally mounted refrigerant connections are conveniently located for easy service diagnostics.
- Micro Channel evaporator and condenser delivers superior performance with less refrigerant charge and less weight than conventional copper tube/aluminum fin coils. In addition the all aluminum construction has superior protection against formicary corrosion and aluminum tube rubbing potential. Its easier to clean and has a more robust surface.
- Supplemental electric heat strips up to 15 kW are available (field or factory installed) for periods of extreme cold temperatures. Single point wiring simplifies installation.
- All units feature an internal trap on the condensate line eliminating the need for installing an on-site external trap.
- Easily accessible control box.
- Thermal expansion valve standard on all models for superior superheat control, reliability, and energy efficiency at all operating conditions.
- Solid core liquid line. Filter drier standard on all models (not shown).
- Rugged baserail included for improved installation and handling.
- Molded compressor plug.
- Complete factory charged, wired and run tested.
- A double sloped evaporator coil drain pan assures all water is removed from the unit to improve indoor air quality.

ACCESSORIES

- Economizers
- Sideflow Only
- Downflow Only
- Fresh Air Dampers
- Manual
- Motorized
- Supply & Return Diffusers
- Filter Kit

- Roofcurbs
- Low Ambient Control
- Rectangular to Round Transition
- Roofcurb Adaptors
- High Pressure Control
- Low Pressure Control
- Thermostat.....

Before proceeding with installation, refer to installation instructions packaged with each model, as well as complying with all Federal, State, Provincial, and Local codes, regulations, and practices.

Rheem Sales Company, Inc.
P.O. Box 17010, Fort Smith, AR 72917

"In keeping with its policy of continuous progress and product improvement, Rheem reserves the right to make changes without notice."