



The new degree of comfort.™

SUBMITTAL COVER SHEET

PROJECT NAME _____

LOCATION _____

ARCHITECT _____

ENGINEER _____

CONTRACTOR _____

SUBMITTED BY _____ DATE _____

UNIT SUMMARY

Quantity						
Unit Designation						
Model No.						
Total Cooling						
Sensible Cooling						
Air Ent. Evaporator						
Air Lvg. Evaporator						
Heating Input						
Heating Output						
CFM/ESP						
EER/SEER						
Electrical						
Minimum Ampacity						
Min.-Max. Breaker						
Net Unit Weight						
Accessory						
Catalog Form Number						

ACCESSORIES:

NOTES:





Features Below

1. All models feature Scroll® compressors for maximum efficiency and quiet operation. The 5-Ton RACA15 model features Scroll UltraTech™ 2-Stage compressors with Comfort Alert™ diagnostics (see below), high/low pressure switches, and hard start kit.
2. Louvered condenser compartment to protect the coil against yard hazards and/or weather extremes.
3. One-piece top with a drip lip to help keep water off of the unit sides.
4. Drawn supply and return air openings feature a one-inch tall flange to prevent water migration into the ductwork.
5. Access panels have “weep holes” and channels to further help manage water run-off.
6. Side and down discharge options available on all models.
7. Easily accessible blower section complete with slide-out blower.
8. Externally mounted refrigerant connections are conveniently located for easy service diagnostics.
9. Micro Channel evaporator and condenser delivers superior performance with less refrigerant charge and less weight than conventional copper tube/aluminum fin coils. In addition the all aluminum construction has superior protection against formicary corrosion and aluminum tube rubbing potential. Its easier to clean and has a more robust surface.
10. Supplemental electric heat strips up to 15 kW are available (field or factory installed) for periods of extreme cold temperatures. Single point wiring simplifies installation.
11. All units feature an internal trap on the condensate line eliminating the need for installing an on-site external trap.
12. Easily accessible control box.
13. Thermal expansion valve standard on all models for superior superheat control, reliability, and energy efficiency at all operating conditions.
14. Solid core liquid line. Filter drier standard on all models (not shown).
15. Rugged baserail included for improved installation and handling.
16. Molded compressor plug.
17. Complete factory charged, wired and run tested.
18. A double sloped evaporator coil drain pan assures all water is removed from the unit to improve indoor air quality.

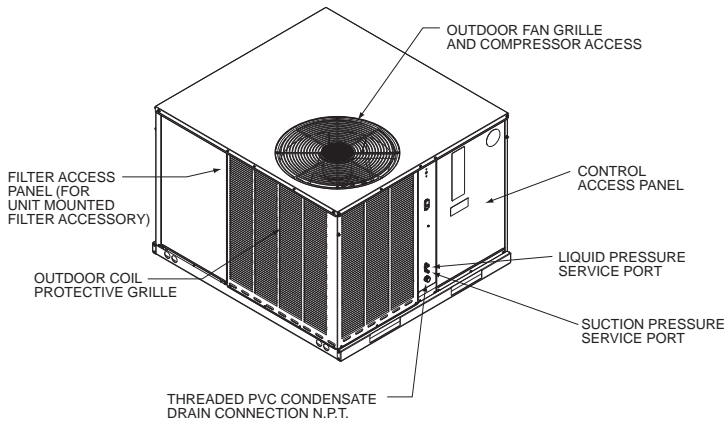
Comfort Alert™ Diagnostics – Faster Service And Improved Accuracy (5 Ton RACA15 2-Stage Model Only)

The Comfort Alert™ diagnostics module is a breakthrough innovation for troubleshooting air conditioning system failures. The module is installed in the control box near the compressor contactor. By monitoring and analyzing data from the Scroll® compressor and the thermostat demand, the module can accurately detect the cause of electrical and system related failures without any sensors. A flashing LED indicator communicates the ALERT code and guides the service technician more quickly and accurately to the root cause of a problem.

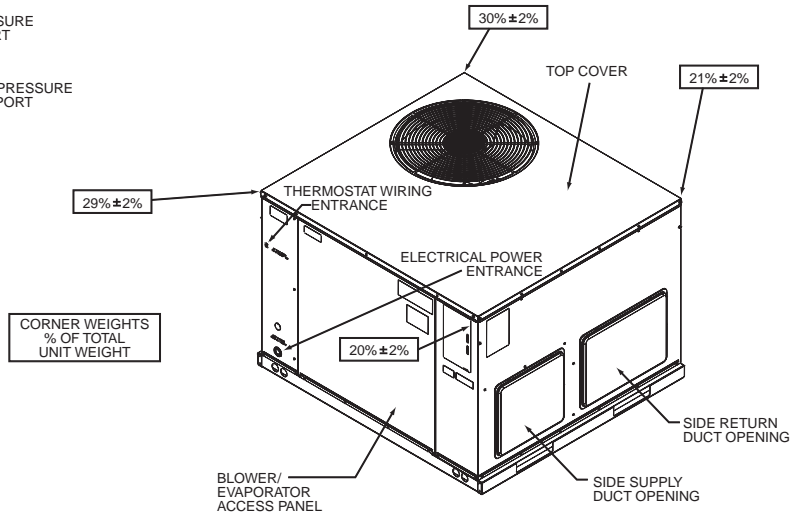
NOTE: Single phase module does not provide safety protection! The Comfort Alert module is a monitoring device and cannot control or shut down the compressor unless used with a compatible thermostat.

NOTE: Three phase module provides compressor protection and will shut down the compressor when compressor damaging conditions are detected.

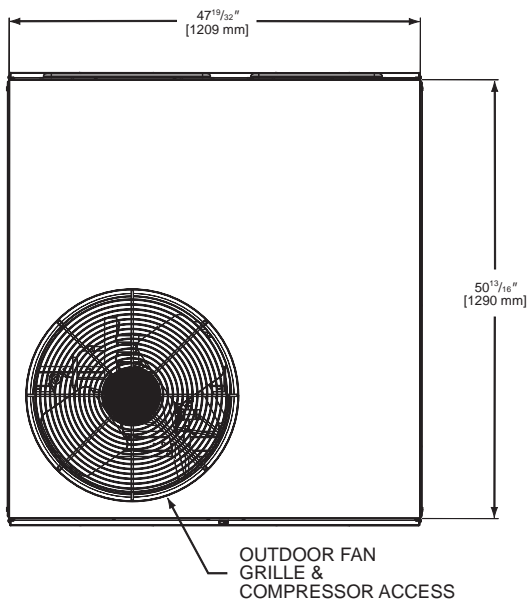
UNIT DIMENSIONS PACKAGE AIR CONDITIONERS



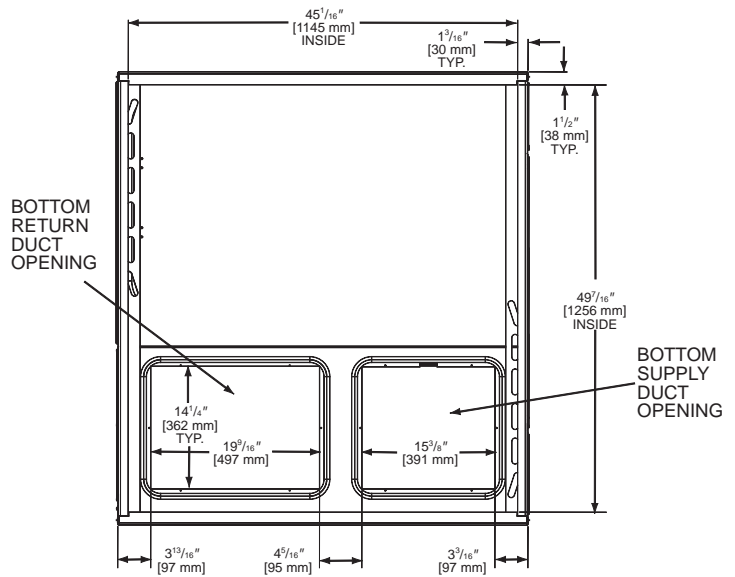
IMPORTANT: UNIT MUST BE LEVEL TO PREVENT WATER MIGRATION



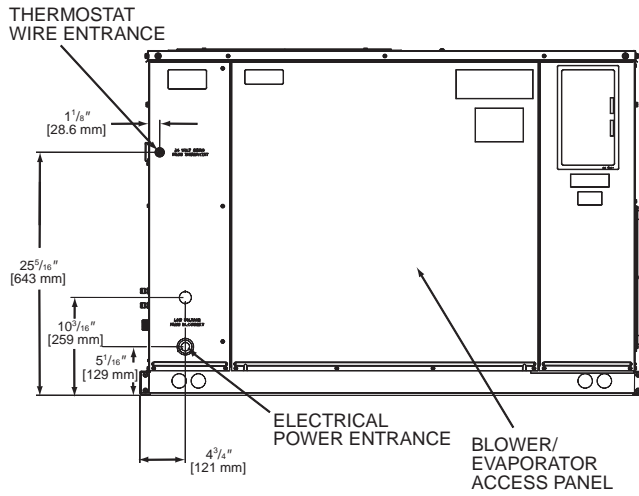
TOP VIEW



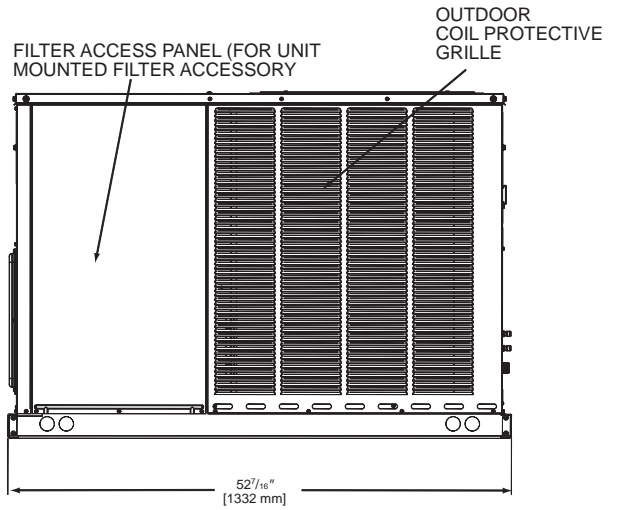
BOTTOM VIEW



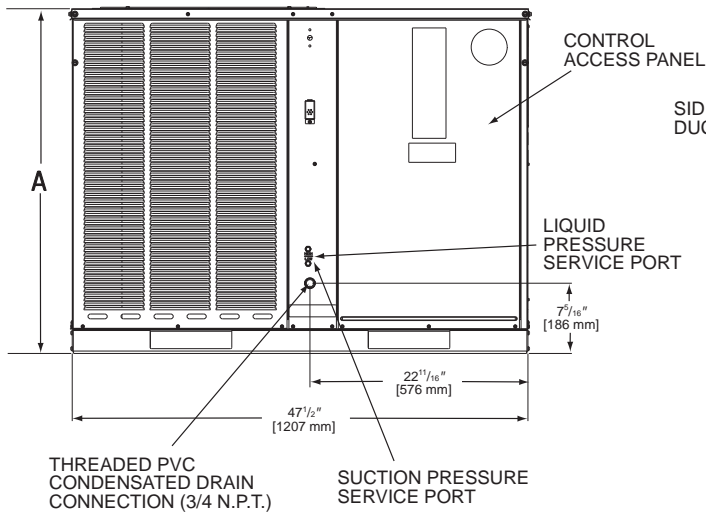
SIDE VIEW



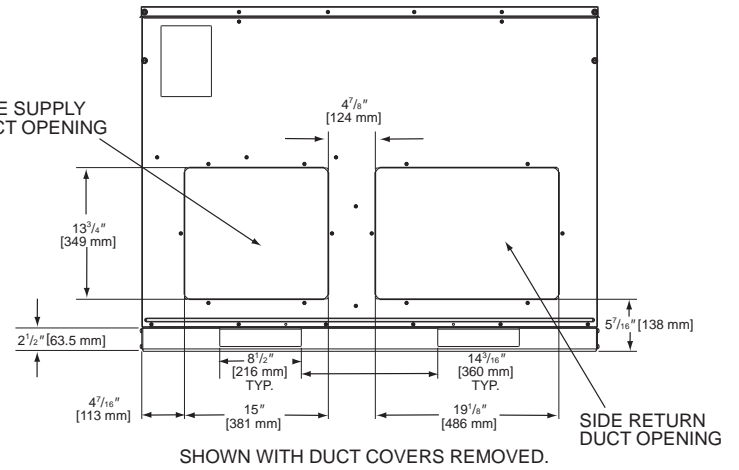
SIDE VIEW



FRONT VIEW



REAR VIEW



[] Designates Metric Conversions

Model #	Height "A"
024, 030, 036, 042	$35\frac{15}{16}$
048, 060	41

IMPORTANT:
Unit must be level to prevent water migration.