



The new degree of comfort.™

# ELECTRIC SOLUTIONS

YOU CAN DEPEND ON



## Residential Electric Water Heaters:

Comfort is right at home  
with Rheem

- Best known brand
- Best quality, fewer call backs
- Full product line and parts
- Check out our tankless electric and Professional *Prestige*™ Hybrid Heat Pump lines



# Electric water heaters with performance you deserve and reliability you expect

With the new Rheem Professional Product Line, you now have a full range of electric models organized into three product tiers (*Prestige™ Classic Plus™* and *Classic™*) to make selling and upselling easier. And you can't miss the bold new look of the Rheem Professional. It's beauty and brains will drive sales for your business. System Sentinel LED diagnostic system, stainless steel elements and enhanced-flow brass drain valves make the new Professional line an attractive choice for plumbers. Having the largest selection of ENERGY STAR® models ensures homeowners can reduce their energy costs and greenhouse emissions. That's Rheem ingenuity... And then some.



## Professional Prestige™ Hybrid Heat Pump

### Sequence of Operation

- 1 A fan pulls air through the top of the unit
- 2 The heat from the ambient air is absorbed by the refrigerant
- 3 Refrigerant is then compressed to increase its temperature
- 4 Heated refrigerant passes through a condenser line which wraps around the water heater tank
- 5 Heat from the condenser line is transferred to the water inside the tank
- 6 High demand heating elements

### Full-Color LCD Display Screens

**Start Up Screen**

← Press "Standby" to start

**Energy Saver Mode 1**  
Best energy efficiency for typical hot water demands

**Home Screen**  
Factory set to default to the "Energy Saver" mode screen

**Modes 2-5**

**HP Only Mode:**  
Provides highest energy efficiency when hot water demands are low

**High Demand Mode:**  
Right selection for very high demand (simultaneous operation of multiple hot water fixtures)

**Electric Heat Mode:**  
Operates like a standard electric water heater; no heat pump

**Vacation Mode:**  
Can be set from 2 to 28 days (82°) or placed on "hold" indefinitely

**Settings**

- Select scale: Fahrenheit or Celsius
- Lock or unlock the home screen; Setting screen remains unlocked
- Enable/disable beeping alarm

**Service**

- Current status of HB50 hybrid water heater
- Displays model & serial nos., SW version; change network instance or run a test
- Shows temperatures in tank, ambient air, suction, evaporator and discharge
- Displays current alarms and past alarms; ability to clear all alarms

**Enabled**

Press to toggle between Enabled & Standby

- Enabled: heats water
- Standby: doesn't heat water  
Note: "Modes" can't be selected when unit is in "Standby"

Residential Water Heaters | Electric

## Marathon

### Temperature and Pressure Relief Valve

Opens to allow water to escape if the tank pressure or temperature becomes excessive

### All-Plastic Tank

### Thermally Fused Upper Heating Element

Provides protection against dry-firing

### Polyethylene Outer Jacket

Scratch resistant and light weight for easy installation

### 2-1/2" Insulation

### Titanium Lower Element


Superior resistance to lime build-up

### Recessed Brass Drain Valve

Out of the way of brooms and scrubbers



Patented R-Tech Anode Rods prolong the life of the water heater



Patented Lifeguard™ Elements are durable for high performance



### EverKleen™

self-cleaning system fights sediment build-up

### Plus

Exclusive Rheemglas™ Porcelain Enamel Tank Lining is engineered for durability and long tank life

High Energy Efficiency Rheem Electric Water Heaters provide more hot water at lower operating cost



## Professional Classic Plus™ and Classic™

### Temperature and Pressure Relief Valve

factory supplied

### Energy Saving Heat Traps

Included in the water inlets and outlets

### Patented Magnesium R-Tech® Anode Rod

Design incorporates a special resistor that protects the tank from corrosion

### Heating Elements

Resistor for added protection

### Porcelain Enamel Tank Lining

resist corrosion

### Rigid Foam Insulation


Energy efficient

### EverKleen™ Self-Cleaning System

Fights sediment build-up, reduces energy costs and provides more hot water

### Durable Enhanced-Flow Brass Drain Valve

Allows the tank to be emptied should service be required





The new degree of comfort.™



Residential Electric  
Water Heaters

## RESIDENTIAL TANK-TYPE ELECTRIC | Includes New Professional Prestige™, Classic Plus™ & Classic™ Models



### PRESTIGE HYBRID HEAT PUMP

- High 2.45 EF
- 8700 Btu/h compressor
- Full-color LCD display
- 37-120° F Ambient operating temperature range
- 50-Gallon capacity
- 208-230 Volt, 1PH, 24 Amps
- Enhanced-flow brass drain valve

#### Limited Warranty\*

- Tank and Parts – 12 Years



### CLASSIC PLUS HIGH EFFICIENCY

- .92-.95 EF
- Resistor stainless steel dual heating elements
- System Sentinel™ LED diagnostic system
- 40, 50, 65 and 80-Gallon capacities
- 240 Volt AC/Single phase
- Enhanced-flow brass drain valve

#### Limited Warranty\*

- Tank and Parts – 8 Years



### CLASSIC

- .85-.93 EF
- Resistor stainless steel lower heating element
- System Sentinel™ LED diagnostic system optional
- 30 to 120-Gallon capacities
- 240 Volt AC/Single phase
- Enhanced-flow brass drain valve

#### Limited Warranty\*

- Tank and Parts – 6 Years



### CLASSIC POINT-OF-USE

- Space-saving design for installation in limited spaces
- Single resistor stainless steel heating element
- Automatic thermostat and over-temperature protector
- 2.5, 6, 10, 15, 20 and 30-Gallon capacities
- Enhanced-flow brass drain valve

#### Limited Warranty\*

- Tank and Parts – 6 Years



### CLASSIC FOR MANUFACTURED HOUSING

- .91-.93 EF
- CSA and HUD certified
- Resistor stainless steel lower heating element
- 20, 30, 40 and 50-Gallon capacities
- 240 volt AC/Single phase
- Enhanced-flow brass drain valve

#### Limited Warranty\*

- Tank and Parts – 6 Years

### Residential Tank-Type Electric Continued



### MARATHON®

- .90-.94 EF
- Recovery rate: 20 GPH at a 90° F rise
- Seamless, polybutene tank
- Light weight and easy to install
- 30 to 105-Gallon capacities
- 240 Volt AC/Single phase

#### Limited Warranty\*

- Tank – Lifetime
- Parts – 6 Years



### MARATHON® HEAVY DUTY

- .91-.92 EF
- Recovery rate: 17.3 GPH at a 90° F rise
- Designed for harsh environments
- Lightweight and easy to install
- 85 and 105-Gallon capacities
- 240 Volt AC/Single phase

#### Limited Warranty\*

- Tank – 10 Years
- Parts – 5 Years



### MARATHON® POINT-OF-USE

- Ideal for condos, cabins and light-duty commercial applications
- Seamless, polybutene tank
- 15 and 20-Gallon capacities
- 120 and 240 Volt AC
- 2 kW and 3 kW elements

#### Limited Warranty\*

- Residential use: Tank – Lifetime, Parts – 6 Years
- Light duty commercial use: Tank – 10 Years, Parts – 6 Years




### TABLE TOP

- .88 EF
- Recovery rate: 21 GPH at a 90° F rise
- Designed for areas that require additional counter space
- Baked enamel counter top is acid and heat resistant
- 40-Gallon capacity
- 240 Volt AC/Single phase

#### Limited Warranty\*

- Tank and Parts – 6 Years

## TANKLESS ELECTRIC



### TANKLESS ELECTRIC

- Easy to install
- Ideal for point-of-use applications
- Energy efficient, compact design – fits almost anywhere
- On-unit temperature control
- Six models available - 3.2 kW to 27 kW

#### Limited Warranty\*

- Heat Exchanger – 10 Years
- Parts – 1 Year

## SOLAR



### SOLARAIDE™ HE

- Designed for use with closed loop solar systems
- Choice of two models – storage tank or single element water heater
- A special 1/2" NPT opening is provided for installation for a "probe-type" thermistor
- Double wall, wrap around heat exchanger
- 80 and 120-Gallon capacity

#### Limited Warranty\*

- Tank and Parts – 6 Years



### SOLARAIDE™ STORAGE

- Choice of a high efficiency 4500 Watt backup electric water heater or a storage tank
- Multi-port connections - top and sides
- 80 and 120 Gallon capacities

#### Limited Warranty\*

- Tank and Parts – 6 Years

## The new Rheem Professional water heater product line has exclusive features, new product tiers and professional grade quality. That's Rheem ingenuity... And then some.

Units meet or exceed ANSI requirements and have been tested according to D.O.E. procedures. Units meet or exceed the energy efficiency requirements of NAECA, ASHRAE standard 90, ICC Code and all state energy efficiency performance criteria.

Energy Factor based on D.O.E. (Department of Energy) test procedures.

\*See Residential Warranty Certificate for complete information



Ask About LEED Points

In keeping with its policy of continuous progress and product improvement, Rheem reserves the right to make changes without notice.

Rheem Water Heating • 101 Bell Road  
Montgomery, Alabama 36117-4305 • 1.800.621.5622



INTEGRATED AIR & WATER

Rheem.com

PRINTED IN U.S.A. 09/13 WP FORM NO. RE-110 Rev. 11