


RGF[®] **Package Unit**

New Advanced Environmental Air Treatment System

Thank you for purchasing the **Package Unit by RGF[®]**
Advanced Oxidation Systems.
We are confident this system will provide you with years of
Fresh, Clean and Odor-Free Air!!!



NOTE: Please take time to read the attached assembly instructions. All instructions and precautions should be adhered to while operating this system.


RGF Environmental Group
1101 West 13th Street (Port of Palm Beach Enterprise Zone)
Riviera Beach, Florida 33404 USA
Tel: (561) 848-1826 • (800) 842-7771 • Fax: (561) 848-9454
www.rgf.com

© Copyright 2012



Package Unit by RGF®

The **Package Unit** by RGF® Advanced Oxidation Systems is designed to help eliminate sick building syndrome risks by reducing odors, air pollutants, and cold and virus causing germs through a patent pending Photohydroionization® (PHI) process. **Package Unit** is easily mounted into existing air conditioning and heating systems. When the HVAC system is in operation, the PHI Cell® uses an Advanced Oxidation Process to reduce airborne contaminants.



Note: Install unit in conjunction with an HVAC system utilizing a minimum air volume of 250 cfm




PACKAGE UNIT by RGF® INSTALLATION INSTRUCTIONS

Note: These are general instructions for the **Package Unit**. Always consult your distributor for specific instructions for your application.

The **Package Unit** is intended for installation onto the blower housing of your Fan-Coil Heating/ Air-conditioning units. **Package Unit** can be mounted using the magnetic feet. The power cord must be accessible after installation, never use a damaged supply cord. Please contact your distributor with the make and model for compatibility and specific installation instructions for your units.

DANGER: Never look directly at the unit while it is in operation. The Package Unit utilizes high-intensity Ultra-violet light which can cause damage to your eyes. Shield the unit as necessary to prevent direct line-of-sight vision of the unit. Always use approved safety equipment when working near UV light.

- Remove the access cover.
- Locate the blower for your unit.
- Install the Package Unit by attaching it to the blower housing via magnetic feet.
- Insert the power connector into power jack of the package unit.
- The cable from the power connector is wired to the 24VAC supply from the HVAC unit.



LIMITED WARRANTY

This warranty supersedes and replaces any warranty statements made orally by the Sales Person, Distributor, or Dealer, or contained in the written instructions or other Brochures or informational documents related to this product.

Manufacturer warrants the new **Package Unit by RGF®** equipment to be free from defects in material and workmanship under normal use and service when operated and maintained in strict accordance with manufacturer's instructions for a period of twenty four (24) months from the date of receipt of equipment. **(For international orders 12 months parts only shipping not included)**

Manufacturer's obligation under this warranty is limited to repairing or replacing any part found to its satisfaction to be so defective. This warranty does not cover parts damaged by decomposition from chemical action or wear caused by abrasive materials, nor does it cover damage resulting from misuse, abuse, or any other than its intended use, accident, neglect, or from improper operation, maintenance, installation, modification or adjustments.

Manufacturer assumes no liability for any harm that may occur as a result of the use of this equipment and shall not be liable for consequential or any other damages, whether or not caused by manufacturer's negligence or resulting from any express or implied warranty or breach thereof. Consequential damages for the purpose of this warranty shall include, but not be limited to, loss of use, income or profit, or loss of or damages to property or injury to persons or animals occasioned by or arising out of operation, use, the operation, installation, repair or replacement of the equipment or otherwise.

THERE ARE NO WARRANTIES WHICH EXTEND BEYOND THE DESCRIPTION ON THE FACE HEREOF.

To obtain warranty service and return authorization number, contact the factory at (561) 848-1826 / 800-842-7771, fax (561) 858-9454, or ship the part, postage prepaid, to:

RGF Environmental Group, Inc.
Customer Service Department
1101 West 13th Street Riviera Beach, FL 33404 USA

Include a copy of your Bill of Sale, Invoice or Receipt of Purchase, with an explanation of the problem or defect.

Hg- LAMP CONTAINS MERCURY Manage in accord with disposal laws See: www.lamprecycle.org



LIMITED WARRANTY COMMON QUESTIONS

How long is the warranty?

- For two (2) years or 18,000 hours from initial start up.

How do I contact the Manufacturer about my warranty, a question or complaint?

- A question or complaint may be answered by your local Distributor/Dealer.
- If they cannot answer the warranty question or complaint, you can fax to (561) 848-9454 or call RGF directly and request the Warranty Department (800) 842-7771.

Are there any parts not covered by this warranty (that the manufacturer will not repair or replace)?

- Yes. Parts damaged by decomposition from chemical action, humidity, moisture, or wear caused by abrasive materials. It does not cover damage resulting from misuse, abuse, or any other use other than its intended use. This warranty does not cover accident, neglect, or from improper operation, maintenance, installation, modification or adjustments.
- Parts not made by Manufacturer. However RGF will process the claim with the other manufacturer.

What do I do in the event the equipment is damaged in shipping?

- Immediately upon receipt of the unit, you as the purchaser should inspect the unit and test it to make sure it is operational.
- If there is visible damage to the equipment:
 1. Notify the carrier shipping office immediately and write on the Bill of Lading the visible damage or part(s), which are broken or missing.
 2. Call RGF immediately at 1 (800) 842-7771 or fax (561) 848-9454 a copy of the Bill of Lading to RGF. Specify the damage.
 3. Arrange with the carrier to ship the unit back to RGF **at the carrier's cost.**
 4. RGF will repair or replace your damaged unit as soon as possible.

What if I find damage to the equipment after the carrier leaves?

- Claims for concealed shipping damage must be reported to the carrier and a copy sent to RGF in writing via telefax or certified U.S. Mail within fifteen (15) days from the date of delivery.

Note: Please take note that the carrier will not cover the damages if these steps are not adhered to.

Steps to take when you have determined that your equipment is malfunctioning within the warranty period.

- Call your distributor and notify them of the problem or malfunction. (It may be a simple problem or oversight with a simple solution – See Trouble Shooting Chart).
- If it is determined that a part is malfunctioning due to a defect, ship unit prepaid to RGF along with completed Equipment Warranty Request Form (which may be obtained from the Distributor).
- RGF will repair or exchange the defective unit with a working replacement.

Things I should do to avoid problems or injuries when running my *GUARDIAN AIR* Equipment.

- Read thoroughly and understand all Operating Instructions, Warnings and Precautions before commencing application.
- Place unit in a dry area when possible.

What service can I expect from my distributor?

- Your distributor will assist you with any problems or questions you may have.
- Sell you optional parts or equipment as needed.
- Assist you with any warranty problems and provide you with a Warranty Request Form (which is required when sending a warranty unit back to the manufacturer for repair or replacement).

WARRANTY REQUEST FORM
(INCOMPLETE FORMS WILL NOT BE PROCESSED!)

RETURN AUTHORIZATION NO. _____

CONTRACTOR:

NAME _____
ADDRESS _____
CITY _____ STATE _____ ZIPCODE _____
CONTACT _____ PHONE _____ FAX _____

WHOLESALER:

NAME _____
ADDRESS _____
CITY _____ STATE _____ ZIPCODE _____
CONTACT _____ PHONE _____ FAX _____
EMAIL ADDRESS _____

UNIT: MODEL # _____ SERIAL # _____
RGF INVOICE # _____ DISTRIBUTOR P.O. #: _____
DATE OF SALE: _____ OVER THE COUNTER EXCHANGE? YES
NO
IF YES, SERIAL # _____

ITEM(S) SUBMITTED FOR WARRANTY:

1) _____
2) _____

REASON(S) FOR RETURN:

(FOR MANUFACTURER USE ONLY)

DATE ITEM(S) RECEIVED: _____

RECEIVED BY: _____

REPLACEMENT UNIT OR PART SENT

COMMENTS:

NOTE: THIS COMPLETED FORM MUST ACCOMPANY ALL RETURNED ITEMS.

SHIP TO: RGF Environmental Group, Inc.
ATTN: CUSTOMER SERVICE DEPARTMENT
1101 West 13th Street Riviera Beach, FL 33404 USA
Tel: (561) 848-1826 • (800) 842-7771 • Fax: (561) 848-1160