

5

4

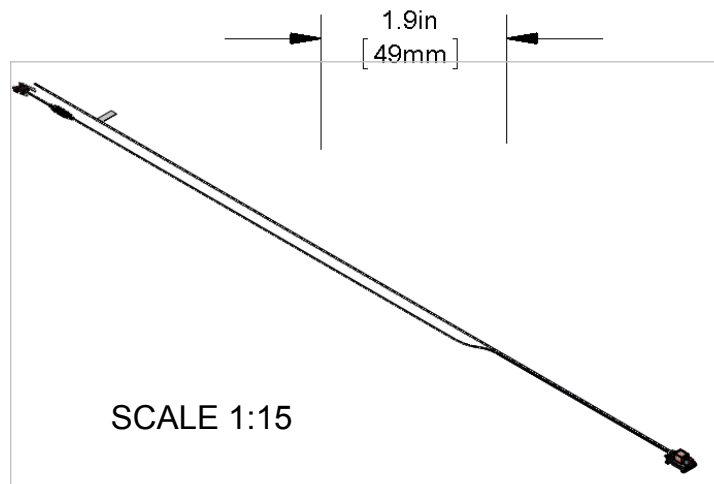
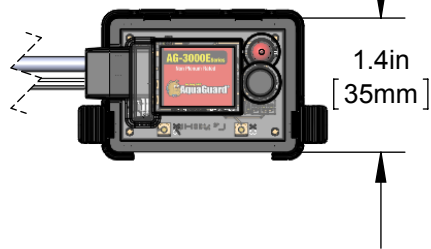
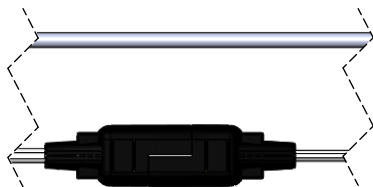
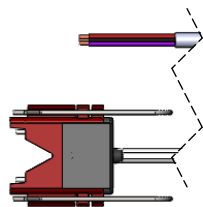
3

2

1

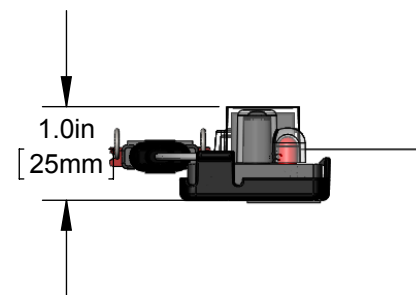
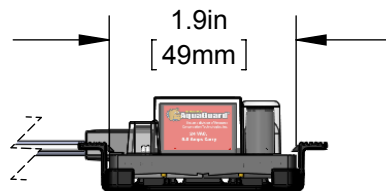
C

C



B

B



NOTES:
 AG-3180 24 VAC, 5.0 AMPS
 BREAKING/CARRYING
 PLENUM RATED

UNLESS OTHERWISE SPECIFIED:

DIMENSIONS ARE IN INCHES
 TOLERANCES:
 FRACTIONAL ± .032
 ANGULAR: MACH ± .5° BEND ± 2°
 TWO PLACE DECIMAL ± .010
 THREE PLACE DECIMAL ± .005

INTERPRET GEOMETRIC
 TOLERANCING PER: ANSI Y14.5, 1994

ENGINEERING	NAME	DATE
DRAWN BY ENG.	JK	3/1/12
CHECKED BY ENG.	DS	3/1/12
ENG APPR.	CC	3/1/12
MFG APPR.	CC	3/1/12

PROPRIETARY AND CONFIDENTIAL

THE INFORMATION CONTAINED IN THIS
 DRAWING IS THE SOLE PROPERTY OF
 RESOURCE CONSERVATION
 TECHNOLOGIES, INC. ANY
 REPRODUCTION IN PART OR AS A
 WHOLE WITHOUT THE WRITTEN
 PERMISSION OF RESOURCE
 CONSERVATION TECHNOLOGIES IS
 PROHIBITED.

RESOURCE
 CONSERVATION TECHNOLOGIES
 64208 PARKLAND DRIVE SUITE 102
 SARASOTA, FL 34243 888-708-6622

TITLE:
 AG-3180 SPEIFICATION SHEET

SIZE A	SCALE: 1:2	SHEET 1 OF 1
------------------	------------	--------------

5

4

3

2

1

A