

Job Name:	
System Reference:	Date:



Outdoor Unit: MXZ-3C24NAHZ

### ACCESSORIES

The outdoor unit is delivered with the base pan heater factory installed.

- Airflow Guide (PAC-SH96SG-E)
- 3/8" x 1/2" Port Adapter (MAC-A454JP-E)
- 1/2" x 3/8" Port Adapter (MAC-A455JP-E)
- 1/2" x 5/8" Port Adapter (MAC-A456JP-E)
- M-NET Adapter (PAC-IF01MNT-E)

(For data on specific indoor units, see the MXZ-C Technical and Service Manual.)

Specifications			Model Name
Unit Type			MXZ-3C24NAHZ
<b>Cooling*</b> (Non-ducted / Ducted)	Rated Capacity	Btu/h	22,000 / 23,600
	Capacity Range	Btu/h	6,000 - 23,600
	Rated Total Input	W	1,630 / 2,360
<b>Heating at 47°F*</b> (Non-ducted / Ducted)	Rated Capacity	Btu/h	25,000 / 24,600
	Capacity Range	Btu/h	7,200 - 30,600
	Rated Total Input	W	1,725 / 1,871
<b>Heating at 17°F*</b> (Non-ducted/Ducted)	Rated Capacity	Btu/h	14,000 / 14,000
	Maximum Capacity	Btu/h	25,000 / 24,600
	Rated Total Input	W	1,622 / 1,635
<b>Heating at 5°F*</b>	Maximum Capacity	Btu/h	25,000
Energy Star® (ENERGY STAR products are third-party certified by an EPA-recognized Certification Body.)			Yes
<b>Electrical Requirements</b>	Power Supply	Voltage, Phase, Hertz	208 / 230V, 1-Phase, 60 Hz
	Recommended Fuse/Breaker Size	A	40
	MCA	A	29.9
<b>Voltage</b>	Indoor - Outdoor S1-S2	V	AC 208 / 230
	Indoor - Outdoor S2-S3	V	DC ±24
<b>Compressor</b>			DC INVERTER-driven Twin Rotary
<b>Fan Motor (ECM)</b>		F.L.A.	1.9
<b>Sound Pressure Level</b> (Non-ducted/Ducted)	Cooling		54
	Heating		58
<b>External Dimensions (H x W x D)</b>		In / mm	41-9/32 x 37-13/32 x 13 1048 x 950 x 330
<b>Net Weight</b>		Lbs / kg	189 / 86
<b>External Finish</b>			Munsell No. 3Y 7.8/11
<b>Refrigerant Pipe Size O.D.</b>	Liquid (High Pressure)	In / mm	1/4 / 6.35
	Gas (Low Pressure)		A:1/2 / 12.7 ; B,C: 3/8 / 9.52
<b>Max. Refrigerant Line Length</b>		Ft / m	230 / 70
<b>Max. Piping Length for Each Indoor Unit</b>		Ft / m	82 / 25
<b>Max. Refrigerant Pipe Height Difference</b>	If IDU is Above ODU	Ft / m	49 / 15
	If IDU is Below ODU	Ft / m	49 / 15
<b>Connection Method</b>			Flared/Flared
<b>Refrigerant</b>			R410A

\* Rating Conditions per AHRI Standard:

Cooling | Indoor: 80° F (27° C) DB / 67° F (19° C) WB

Cooling | Outdoor: 95° F (35° C) DB / W.B. 23.9° C (75° F)

Heating at 47°F | Indoor: 70° F (21° C) DB / 60° F (16° C) WB

Heating at 47°F | Outdoor: 47° F (8° C) DB / 43° F (6° C) WB

Heating at 17° F | Indoor: 70° F (21° C) DB

Heating at 17° F | Outdoor: 17° F (-8° C) DB / 15° F (-9° C) WB

# SPECIFICATIONS: MXZ-3C24NAHZ

**OPERATING RANGE:**

	Outdoor
Cooling	D.B. 14 to 115° F [ D.B. -10 to 46° C]*1
Heating	W.B. -13 to 65° F [ W.B. -25 to 18° C ]

\*1. D.B. 5 to 115° F [ D.B. -15 to 46° C ], when an optional Air Outlet Guide is installed.

**ENERGY EFFICIENCIES:**

Indoor Unit Type	SEER	EER	HSPF	COP @ 47°F	COP @ 17°F
<b>Non-ducted (06 + 06 + 09)</b>	19.0	13.5	10.0	4.25	2.53
<b>Ducted and Non-ducted</b>	17.3	11.75	9.5	4.03	2.52
<b>Ducted (09 + 09 + 09)</b>	15.5	10.0	9.0	3.80	2.51

**NOTES:**

- Minimum of two Indoor Units must be connected to the MXZ-3C24NAHZ.
- Minimum installed capacity cannot be less than 12,000 Btu/h.
- Total connected capacity must not exceed 130% of outdoor unit capacity.
- System can operate with only one Indoor Unit turned on.
- Information provided at 208/230V.
- For Reference:
  - MXZ-C Technical & Service Manual for detailed specifications and additional information per Indoor Unit Combination.
  - MXZ Series Multi-Zone Indoor/Outdoor Combination Table for allowed unit combinations.

**MVZ CONNECTION RULES:**

- Only 1 MVZ may be used on any system.
- When an MVZ is connected, total connected capacity must be 100% or less.
- When an MVZ is connected, no P-Series indoor units can be used (PCA, PLA, or PEAD).

Notes:

# MXZ-3C24NAHZ OPERATIONAL PERFORMANCE

**NON-DUCTED:**

# of indoor unit	Total Nominal Capacity (x1000 Btu/h)	Total Indoor Unit Capacity (Btu/h)	Operational Performance for Indoor Unit Combinations (Unit A + Unit B + Unit C)	Cooling Capacity Range (Btu/h)		
				Heating Capacity Range (Btu/h)		
				Unit A	Unit B	Unit C
1	6	6,000	6	6,000	-	-
		7,400		7,400	-	-
1	9	9,000	9	9,000	-	-
		11,000		11,000	-	-
1	12	12,000	12	12,000	-	-
		14,400		14,400	-	-
1	15	14,000	15	14,000	-	-
		18,000		18,000	-	-
1	18	17,200	18	17,200	-	-
		21,600		21,600	-	-
2	12	12,000	6 + 6	6,000	6,000	-
		14,800		7,400	7,400	-
2	15	15,000	6 + 9	6,000	9,000	-
		18,400		7,400	11,000	-
2	18	18,000	6 + 12	6,000	12,000	-
		22,000		7,500	14,500	-
2	18	18,000	9 + 9	9,000	9,000	-
		22,000		11,000	11,000	-
2	21	20,000	6 + 15	6,000	14,000	-
		22,000		6,400	15,600	-
2	21	20,000	9 + 12	8,600	11,400	-
		22,000		9,500	12,500	-
2	24	21,800	6 + 18	5,600	16,200	-
		22,000		5,600	16,400	-
2	24	21,800	9 + 15	8,500	13,300	-
		22,000		8,300	13,700	-
2	24	21,800	12 + 12	10,900	10,900	-
		22,000		11,000	11,000	-
2	27	21,800	9 + 18	7,500	14,300	-
		22,000		7,400	14,600	-
2	27	21,800	12 + 15	10,100	11,700	-
		22,000		9,800	12,200	-
3	18	18,000	6 + 6 + 6	6,000	6,000	6,000
		22,200		7,400	7,400	7,400
3	21	18,000	6 + 6 + 9	5,100	5,100	7,700
		24,800		7,100	7,100	10,600
3	24	22,000	6 + 6 + 12	5,500	5,500	11,000
		25,000		6,300	6,300	12,300
3	24	22,000	6 + 9 + 9	5,500	8,300	8,300
		25,000		6,300	9,400	9,400
3	27	24,000	6 + 6 + 15	5,500	5,500	12,900
		25,000		5,600	5,600	13,700
3	27	24,000	6 + 9 + 12	5,300	8,000	10,700
		25,000		5,600	8,400	11,000
3	27	24,000	9 + 9 + 9	8,000	8,000	8,000
		25,000		8,300	8,300	8,300

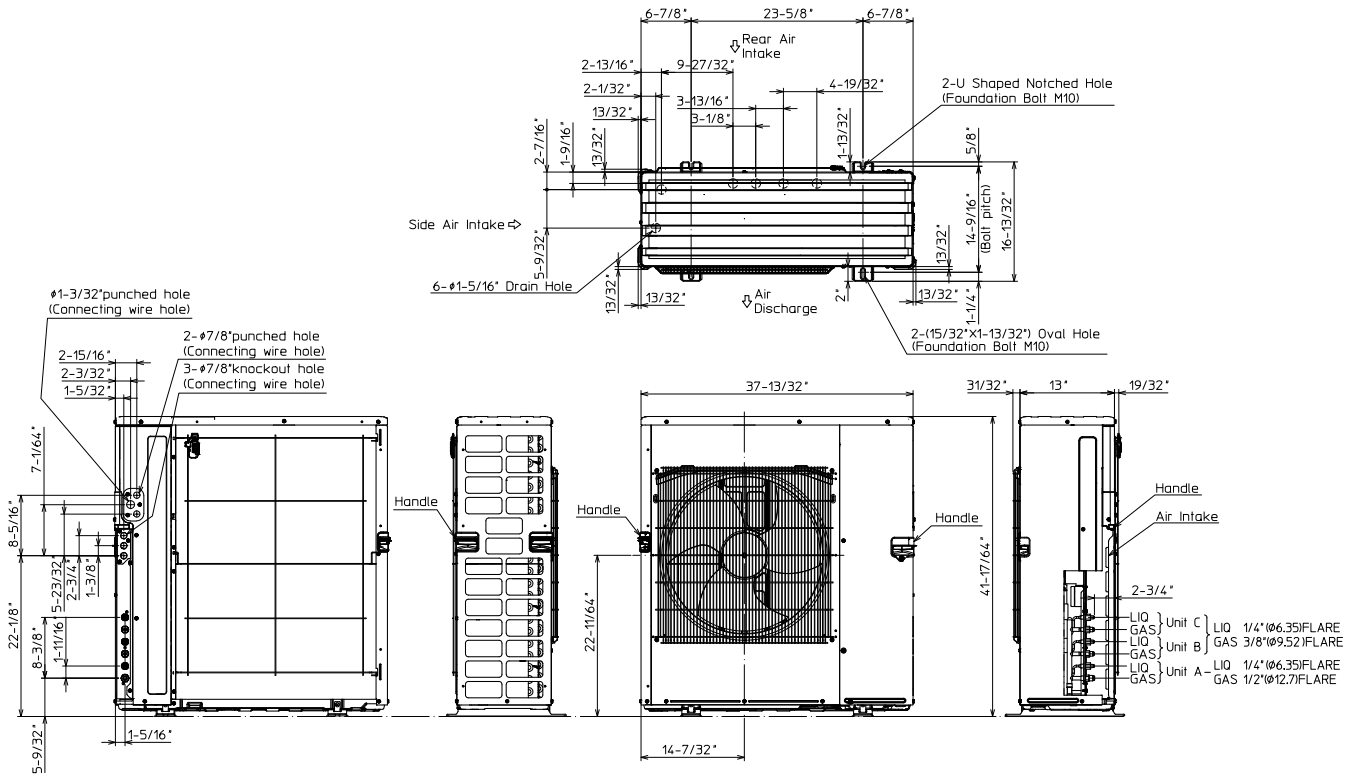
# MXZ-3C24NAHZ OPERATIONAL PERFORMANCE, contd.

**DUCTED:**

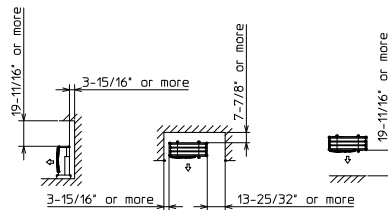
# of indoor unit	Total Nominal Capacity (x1000 Btu/h)	Total Indoor Unit Capacity (Btu/h)	Operational Performance for Indoor Unit Combinations (Unit A + Unit B + Unit C)	Cooling Capacity Range (Btu/h)		
				Heating Capacity Range (Btu/h)		
				Unit A	Unit B	Unit C
1	9	9,000	9	9,000	-	-
		10,900		10,900	-	-
1	12	12,000	12	12,000	-	-
		13,600		13,600	-	-
1	15	15,000	15	15,000	-	-
		18,000		18,000	-	-
1	18	17,200	18	17,200	-	-
		21,600		21,600	-	-
2	18	18,000	9 + 9	9,000	9,000	-
		21,800		10,900	10,900	-
2	21	21,000	9 + 12	9,000	12,000	-
		21,800		9,700	12,100	-
2	24	21,800	12 + 12	8,200	13,600	-
		21,800		8,200	13,600	-
2	24	21,800	9 + 15	10,900	10,900	-
		21,800		10,900	10,900	-
2	27	21,800	9 + 18	7,500	14,300	-
		21,800		7,300	14,500	-
2	27	21,800	12 + 15	9,700	12,100	-
		21,800		9,400	12,400	-
3	27	23,600	9 + 9 + 9	7,900	7,900	7,900
		24,600		8,200	8,200	8,200

# DIMENSIONS: MXZ-3C24NAHZ

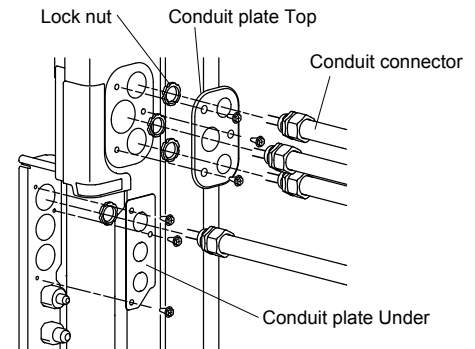
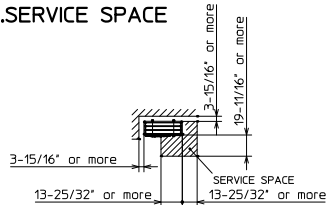
Unit: inch (mm)



### 1.FREE SPACE



### 2.SERVICE SPACE



COOLING & HEATING

1340 Satellite Boulevard, Suwanee, GA 30024  
Toll Free: 800-433-4822 www.mehvac.com

