

**Submittal Data: MULTI36HP230V1CO** 36,000 BTU/H Wall Mounted Heat- Pump System

Job Name \_\_\_\_\_ Location \_\_\_\_\_ Date \_\_\_\_\_

Purchaser \_\_\_\_\_ Engineer \_\_\_\_\_

Submitted To \_\_\_\_\_ For  Reference  Approval  Construction

Unit Designation \_\_\_\_\_ Schedule No. \_\_\_\_\_

- GENERAL FEATURES**
- Up to 5 Indoor Units (5-Port)
  - EnergyStar Rated
  - G10 DC Inverter Technology
  - Quiet Operation - Both Indoor & Outdoor
  - Acrylic Resin/Anti-Corrosion Coil Protection Inside & Out
  - Intelligent Defrost
  - Auto Restart on Power Outages
  - Mult-point Diagnostics
  - Limited 5 yr Parts Warranty



**System Ratings**

| Non-Ducted Indoor          |  |                    |
|----------------------------|--|--------------------|
| Rated Cooling Capacity     |  | 34,000 BTUH        |
| Cooling Capacity (min-max) |  | 8,871-35,826 BTUH  |
| Rated Heating Capacity     |  | 42,500 BTUH        |
| Heating Capacity (min-max) |  | 8,871-44,356 BTUH  |
| SEER/EER                   |  | 21.0/12.5          |
| HSPF/COP                   |  | 11.5/3.7           |
| Ducted Indoor              |  |                    |
| Rated Cooling Capacity     |  | 34,000 BTUH        |
| Cooling Capacity (min-max) |  | 13,400-37,000 BTUH |
| Rated Heating Capacity     |  | 42,500 BTUH        |
| Heating Capacity (min-max) |  | 7,231-44,745 BTUH  |
| SEER/EER                   |  | 16.0/11.5          |
| HSPF/COP                   |  | 8.5/3.0            |

**Operating Range**

|         |           |            |
|---------|-----------|------------|
| Cooling | (min-max) | 0 - 118°F  |
|         |           | -18 - 48°C |
| Heating | (min-max) | -4 - 86°F  |
|         |           | -20 - 30°C |

**Power Supply**


|                                 |                           |
|---------------------------------|---------------------------|
| Normal Operational Voltage      | 208/230 V, 1 Phase, 60 Hz |
| Voltage Range                   | 187 - 253 V               |
| Main Power Wire Size            | 8-2 AWG                   |
| Interconnecting Cable Wire Size | 14-4 AWG                  |
| MCA                             | 23.0 A                    |
| MOCP/Breaker Size               | 35 A                      |

**Outdoor Unit Data**

|                                 |                             |                           |
|---------------------------------|-----------------------------|---------------------------|
| <b>Compressor</b>               | Type                        | DC Inverter Driven Rotary |
|                                 | RLA                         | 15.6 A                    |
| <b>Fan Motor</b>                | Output Power                | 170 W                     |
|                                 | FLA                         | 0.8 A                     |
|                                 | Air Flow (Max)              | 4,531 CFM                 |
| <b>Sound Pressure</b>           |                             |                           |
|                                 | Cooling                     | 61 db(A)                  |
|                                 | Heating                     | 61 db(A)                  |
| <b>Dimensions &amp; Weights</b> |                             |                           |
|                                 | Unit Dimensions (LxHxD)     | 42.5 x 43.4 x 17.3 -in    |
|                                 | Weight (Net/Shipping)       | 198.0/215.6 LBS           |
|                                 | Min. Number of Indoor Units | 2                         |
|                                 | Max. Number of Indoor Units | 5                         |

**Refrigerant Piping Data**

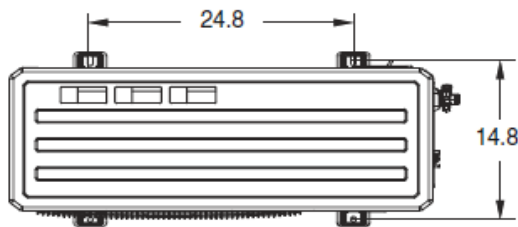
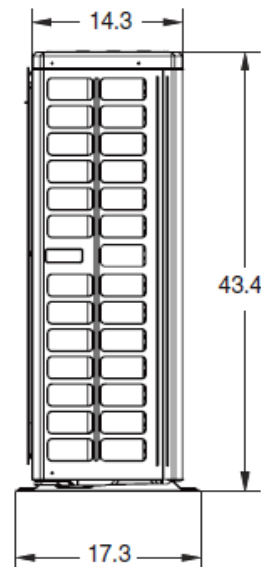
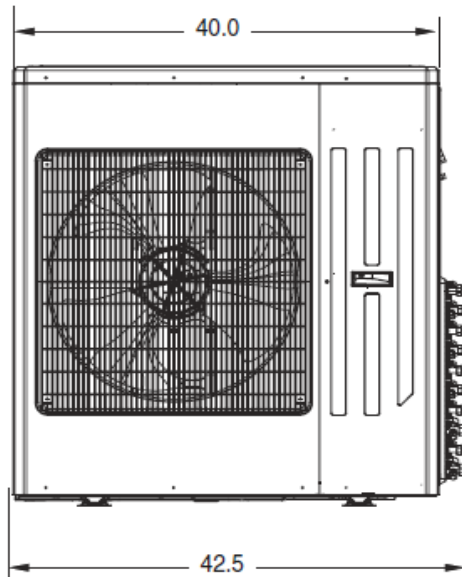
|  |            |
|--|------------|
| Refrigerant Type                                 | R410A      |
| Refrigerant Charge                               | 128.8      |
| Additional Charge Per Line Length                | 0.21-oz/ft |
| Connection Method                                | Flared     |
| Factory Charge for Total Line Length             | 131-ft     |
| Total Refrigerant Pipe Length                    | 246-ft     |
| Max Refrigerant Piping Length to any Indoor Unit | 82-ft      |
| Min Refrigerant Piping Length to any Indoor Unit | 10-ft      |
| Max Elevation between Indoor Units               | 25-ft      |
| Max Lift from Outdoor to Indoor Unit             | 49-ft      |
| Max Lift from Outdoor to Indoor Unit             | 49-ft      |



Units: inch

**36,000 BTUH MODEL**

Model # MULTI36HP230V1CO 36,000 BTUH 230V



**Suction/Gas Line Port Size**

|        |                  |
|--------|------------------|
| Port A | 3/8-in OD Flared |
| Port B | 3/8-in OD Flared |
| Port C | 3/8-in OD Flared |
| Port D | 3/8-in OD Flared |
| Port E | 3/8-in OD Flared |

**Factory Supplied Piping Adapters**

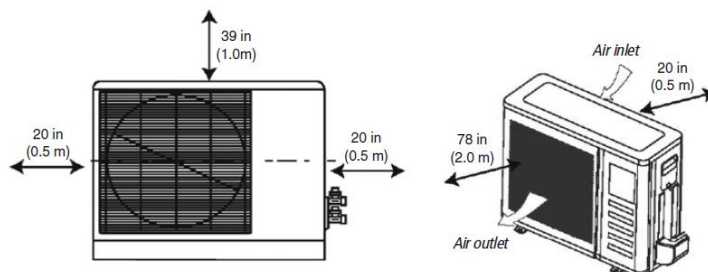
| Adapter            | P/N        | Qty |
|--------------------|------------|-----|
| 3/8 (F) to 5/8 (M) | 6654100009 | 2   |
| 3/8 (F) to 1/2 (M) | 6654100013 | 4   |
| 1/4 (F) to 3/8 (M) | 6654104    | 2   |

**Liquid Line Port Size**

|        |                  |
|--------|------------------|
| Port A | 1/4-in OD Flared |
| Port B | 1/4-in OD Flared |
| Port C | 1/4-in OD Flared |
| Port D | 1/4-in OD Flared |
| Port E | 1/4-in OD Flared |

**MINIMUM SPACING REQUIREMENTS**

Units: inch (mm)



**Notes:**

1. Recommended Interconnecting Cable Type Stranded Copper Conductors THHN 600V Unshielded Wire
2. Power wiring cable size must comply with applicable national and local codes.
3. Test conditions are based on AHRI 210/240.

Specifications are subject to change without notice. Manufacturer reserves the right to discontinue or modify specifications or designs without notice or without incurring obligations. All rights reserved.

**INDOOR DUCTLESS DIMENSIONAL SPECIFICATIONS**

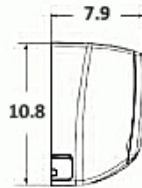
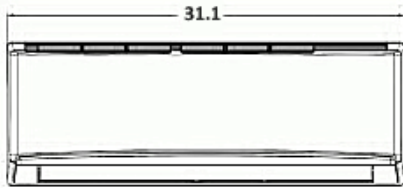
**MULTI36HP230V1CO**

Units: inch



Model # LIVS09HP230V1xH 9,000 BTUH 230V

**9,000 BTUH MODEL**



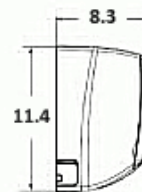
|                        |                  |
|------------------------|------------------|
| Liquid Line Valve      | 1/4-in OD Flared |
| Suction/Gas Line Valve | 3/8-in OD Flared |
| Drain Connector        | 5/8-in OD        |

| Rated Cooling (BtuH) | Rated Heating (BtuH) | Max. CFM | Dehum (Pt/Hr) | Min/Max Sound Power dB(A)** |
|----------------------|----------------------|----------|---------------|-----------------------------|
| 9,000                | 9,500                | 318      | 1.7           | 28/43                       |

*Note: Size Refrigerant lines based on evaporator port sizes.*

Model # LIVS12HP230V1xH 12,000 BTUH 230V

**12,000 BTUH MODEL**



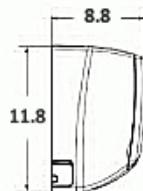
|                        |                  |
|------------------------|------------------|
| Liquid Line Valve      | 1/4-in OD Flared |
| Suction/Gas Line Valve | 3/8-in OD Flared |
| Drain Connector        | 5/8-in OD        |

| Rated Cooling (BtuH) | Rated Heating (BtuH) | Max. CFM | Dehum (Pt/Hr) | Min/Max Sound Power dB(A)** |
|----------------------|----------------------|----------|---------------|-----------------------------|
| 12,000               | 13,000               | 400      | 3.0           | 29/45                       |

*Note: Size Refrigerant lines based on evaporator port sizes.*

Model # LIVS18HP230V1xH 18,000 BTUH 230V

**18,000 BTUH MODEL**



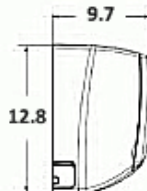
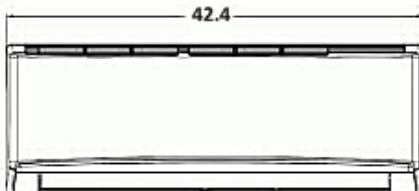
|                        |                  |
|------------------------|------------------|
| Liquid Line Valve      | 1/4-in OD Flared |
| Suction/Gas Line Valve | 1/2-in OD Flared |
| Drain Connector        | 5/8-in OD        |

| Rated Cooling (BtuH) | Rated Heating (BtuH) | Max. CFM | Dehum (Pt/Hr) | Min/Max Sound Power dB(A)** |
|----------------------|----------------------|----------|---------------|-----------------------------|
| 18,000               | 19,000               | 471      | 3.8           | 35/46                       |

*Note: Size Refrigerant lines based on evaporator port sizes.*

Model # LIVS24HP230V1xH 24,000 BTUH 230V

**24,000 BTUH MODEL**



|                        |                  |
|------------------------|------------------|
| Liquid Line Valve      | 1/4-in OD Flared |
| Suction/Gas Line Valve | 5/8-in OD Flared |
| Drain Connector        | 5/8-in OD        |

| Rated Cooling (BtuH) | Rated Heating (BtuH) | Max. CFM | Dehum (Pt/Hr) | Min/Max Sound Power dB(A)** |
|----------------------|----------------------|----------|---------------|-----------------------------|
| 22,000               | 23,000               | 706      | 5.3           | 36/48                       |

*Note: Size Refrigerant lines based on evaporator port sizes.*

\*\*Sound Power ratings are per AHRI 270 and AHRI 350

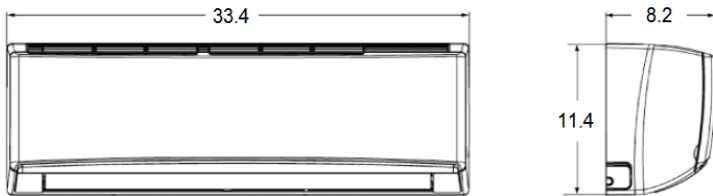
Specifications are subject to change without notice. Manufacturer reserves the right to discontinue or modify specifications or designs without notice or without incurring obligations. All rights reserved.

Units: inch



**9,000 AND 12,000 BTUH MODELS**

Model # VIR09HP230V1xH 9,000 BTUH 230V  
 Model # VIR12HP230V1xH 12,000 BTUH 230V



| 9,000 BTU              |                  |
|------------------------|------------------|
| Liquid Line Valve      | 1/4-in OD Flared |
| Suction/Gas Line Valve | 3/8-in OD Flared |
| Drain Connector        | 5/8-in OD        |

| 12,000 BTU             |                  |
|------------------------|------------------|
| Liquid Line Valve      | 1/4-in OD Flared |
| Suction/Gas Line Valve | 1/2-in OD Flared |
| Drain Connector        | 5/8-in OD        |

*Note: Size Refrigerant lines based on evaporator port sizes.*

| Indoor Capacity Size | Rated Cooling | Rated Heating | Max. CFM | Dehum (Pt/Hr) | Min/Max Sound Power dB(A)** |
|----------------------|---------------|---------------|----------|---------------|-----------------------------|
| 9,000 BTUH           | 9,000         | 11,000        | 377      | 1.7           | 29/43                       |
| 12,000 BTUH          | 12,000        | 13,000        | 400      | 3.0           | 29/45                       |

**18,000 BTUH MODEL**

Model # VIR18HP230V1xH 18,000 BTUH 230V



|                        |                  |
|------------------------|------------------|
| Liquid Line Valve      | 1/4-in OD Flared |
| Suction/Gas Line Valve | 5/8-in OD Flared |
| Drain Connector        | 5/8-in OD        |

*Note: Size Refrigerant lines based on evaporator port sizes.*

| Rated Cooling (BtuH) | Rated Heating | Max. CFM | Dehumid. (Pt/Hr) | Min/Max Sound Power dB(A)** |
|----------------------|---------------|----------|------------------|-----------------------------|
| 18,000               | 19,800        | 559      | 3.8              | 39/47                       |

**24,000 BTUH MODEL**

Model # VIR24HP230V1xH 24,000 BTUH 230V



|                        |                  |
|------------------------|------------------|
| Liquid Line Valve      | 1/4-in OD Flared |
| Suction/Gas Line Valve | 5/8-in OD Flared |
| Drain Connector        | 5/8-in OD        |

*Note: Size Refrigerant lines based on evaporator port sizes.*

| Rated Cooling (BtuH) | Rated Heating | Max. CFM | Dehumid. (Pt/Hr) | Min/Max Sound Power dB(A)** |
|----------------------|---------------|----------|------------------|-----------------------------|
| 22,000               | 23,000        | 706      | 4.2              | 36/48                       |

\*\*Sound Power ratings are per AHRI 270 and AHRI 350

Specifications are subject to change without notice. Manufacturer reserves the right to discontinue or modify specifications or designs without notice or without incurring obligations. All rights reserved.

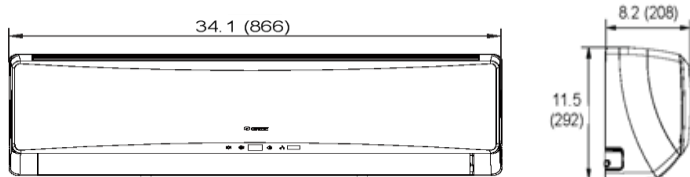
Units: inch (mm)

**9,000 AND 12,000 BTUH MODELS**



Model # TERRA09HP230V1AH 9,000 BTUH 230V

Model # TERRA12HP230V1AH 12,000 BTUH 230V



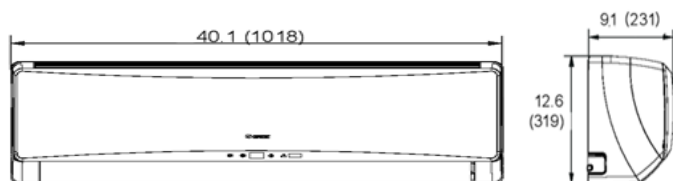
|                        |                  |
|------------------------|------------------|
| Liquid Line Valve      | 1/4-in OD Flared |
| Suction/Gas Line Valve | 1/2-in OD Flared |
| Drain Connector        | 5/8-in OD        |

*Note: Size Refrigerant lines based on evaporator port sizes.*

| Rated Cooling (BtuH) | Rated Heating | Max. CFM | Dehumid. (Pt/Hr) | Min/Max Sound Power dB(A)** |
|----------------------|---------------|----------|------------------|-----------------------------|
| 9,000                | 9,800         | 418      | 1.9              | 23/43                       |
| 12,000               | 13,000        | 453      | 3                | 24/44                       |

**18,000 BTUH MODEL**

Model # TERRA18HP230V1BH 18,000 BTUH 230V



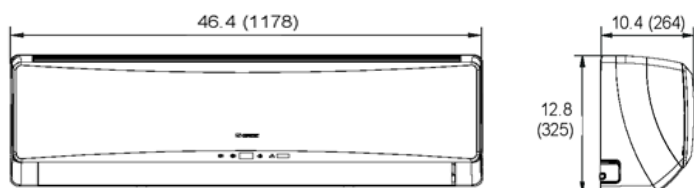
|                        |                  |
|------------------------|------------------|
| Liquid Line Valve      | 1/4-in OD Flared |
| Suction/Gas Line Valve | 5/8-in OD Flared |
| Drain Connector        | 5/8-in OD        |

*Note: Size Refrigerant lines based on evaporator port sizes.*

| Rated Cooling (BtuH) | Rated Heating | Max. CFM | Dehumid. (Pt/Hr) | Min/Max Sound Power dB(A)** |
|----------------------|---------------|----------|------------------|-----------------------------|
| 18,000               | 19,000        | 559      | 3.8              | 33/51                       |

**24,000 BTUH MODEL**

Model # TERRA24HP230V1AH 24,000 BTUH 230V



|                        |                  |
|------------------------|------------------|
| Liquid Line Valve      | 1/4-in OD Flared |
| Suction/Gas Line Valve | 5/8-in OD Flared |
| Drain Connector        | 5/8-in OD        |

*Note: Size Refrigerant lines based on evaporator port sizes.*

| Rated Cooling (BtuH) | Rated Heating | Max. CFM | Dehumid. (Pt/Hr) | Min/Max Sound Power dB(A)** |
|----------------------|---------------|----------|------------------|-----------------------------|
| 24,000               | 25,000        | 647      | 5.3              | 38/52                       |

\*\*Sound Power ratings are per AHRI 270 and AHRI 350

Specifications are subject to change without notice. Manufacturer reserves the right to discontinue or modify specifications or designs


without notice or without incurring obligations. All rights reserved.

Units: inch



**9,000 BTUH MODELS**

Model # CROWN09HP230V1xH 9,000 BTUH 230V




|                        |                  |
|------------------------|------------------|
| Liquid Line Valve      | 1/4-in OD Flared |
| Suction/Gas Line Valve | 1/2-in OD Flared |
| Drain Connector        | 5/8-in OD        |

*Note: Size Refrigerant lines based on evaporator port sizes.*

| Rated Cooling (BtuH) | Rated Heating | Max. CFM | Dehumid. (Pt/Hr) | Min/Max Sound Power dB(A)** |
|----------------------|---------------|----------|------------------|-----------------------------|
| 9,000                | 9,000         | 412      | 1.7              | 22/41                       |

**12,000 BTUH MODEL**

Model # CROWN12HP230V1xH 12,000 BTUH 230V



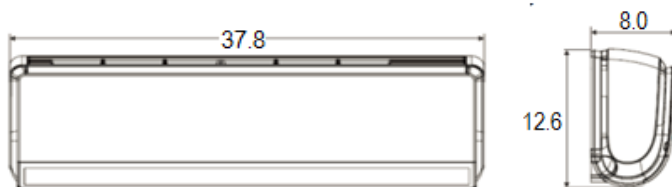
|                        |                  |
|------------------------|------------------|
| Liquid Line Valve      | 1/4-in OD Flared |
| Suction/Gas Line Valve | 1/2-in OD Flared |
| Drain Connector        | 5/8-in OD        |

*Note: Size Refrigerant lines based on evaporator port sizes.*

| Rated Cooling (BtuH) | Rated Heating | Max. CFM | Dehumid. (Pt/Hr) | Min/Max Sound Power dB(A)** |
|----------------------|---------------|----------|------------------|-----------------------------|
| 12,000               | 13,000        | 471      | 3.0              | 23/42                       |

**18,000 BTUH MODEL**

Model # CROWN18HP230V1xH 18,000 BTUH 230V



|                        |                  |
|------------------------|------------------|
| Liquid Line Valve      | 1/4-in OD Flared |
| Suction/Gas Line Valve | 5/8-in OD Flared |
| Drain Connector        | 5/8-in OD        |

*Note: Size Refrigerant lines based on evaporator port sizes.*

| Rated Cooling (BtuH) | Rated Heating | Max. CFM | Dehumid. (Pt/Hr) | Min/Max Sound Power dB(A)** |
|----------------------|---------------|----------|------------------|-----------------------------|
| 18,000               | 19,000        | 530      | 3.8              | 26/48                       |

\*\*Sound Power ratings are per AHRI 270 and AHRI 350

Specifications are subject to change without notice. Manufacturer reserves the right to discontinue or modify specifications or designs

without notice or without incurring obligations. All rights reserved.

**COOLING CAPACITY (BTUH)**

| <b>Indoor Units Combinations</b> | <b>Rated System Capacity (BtuH)</b> | <b>Indoor Unit A (BtuH)</b> | <b>Indoor Unit B (BtuH)</b> | <b>Indoor Unit C (BtuH)</b> | <b>Indoor Unit D (BtuH)</b> | <b>Indoor Unit E (BtuH)</b> |
|----------------------------------|-------------------------------------|-----------------------------|-----------------------------|-----------------------------|-----------------------------|-----------------------------|
| 9+9                              | 18,000                              | 9,000                       | 9,000                       | NA                          | NA                          | NA                          |
| 9+12                             | 21,000                              | 9,000                       | 12,000                      | NA                          | NA                          | NA                          |
| 9+18                             | 25,500                              | 8,000                       | 17,500                      | NA                          | NA                          | NA                          |
| 9+24                             | 26,300                              | 7,000                       | 19,300                      | NA                          | NA                          | NA                          |
| 12+12                            | 24,000                              | 12,000                      | 12,000                      | NA                          | NA                          | NA                          |
| 12+18                            | 28,400                              | 11,400                      | 17,000                      | NA                          | NA                          | NA                          |
| 12+24                            | 30,000                              | 10,000                      | 20,000                      | NA                          | NA                          | NA                          |
| 18+18                            | 30,600                              | 15,300                      | 15,300                      | NA                          | NA                          | NA                          |
| 18+24                            | 33,100                              | 14,200                      | 18,900                      | NA                          | NA                          | NA                          |
| 24+24                            | 33,600                              | 16,800                      | 16,800                      | NA                          | NA                          | NA                          |
| 9+9+9                            | 24,600                              | 8,200                       | 8,200                       | 8,200                       | NA                          | NA                          |
| 9+9+12                           | 24,900                              | 7,500                       | 7,500                       | 9,900                       | NA                          | NA                          |
| 9+9+18                           | 29,700                              | 7,200                       | 7,200                       | 15,300                      | NA                          | NA                          |
| 9+9+24                           | 30,900                              | 6,600                       | 6,600                       | 17,700                      | NA                          | NA                          |
| 9+12+12                          | 29,600                              | 8,000                       | 10,800                      | 10,800                      | NA                          | NA                          |
| 9+12+18                          | 31,900                              | 7,400                       | 9,800                       | 14,700                      | NA                          | NA                          |
| 9+12+24                          | 34,100                              | 6,800                       | 9,100                       | 18,200                      | NA                          | NA                          |
| 9+18+18                          | 33,900                              | 6,500                       | 13,700                      | 13,700                      | NA                          | NA                          |
| 12+12+12                         | 31,200                              | 10,400                      | 10,400                      | 10,400                      | NA                          | NA                          |
| 12+12+18                         | 32,720                              | 9,360                       | 9,360                       | 14,000                      | NA                          | NA                          |
| 12+12+24                         | 32,900                              | 8,300                       | 8,300                       | 16,300                      | NA                          | NA                          |
| 12+18+18                         | 32,760                              | 8,160                       | 12,300                      | 12,300                      | NA                          | NA                          |
| 9+9+9+9                          | 34,000                              | 8,500                       | 8,500                       | 8,500                       | 8,500                       | NA                          |
| 9+9+9+12                         | 34,290                              | 7,830                       | 7,830                       | 7,830                       | 10,800                      | NA                          |
| 9+9+9+18                         | 34,072                              | 6,824                       | 6,824                       | 6,824                       | 13,600                      | NA                          |
| 9+9+12+12                        | 34,040                              | 7,300                       | 7,300                       | 9,720                       | 9,720                       | NA                          |
| 9+9+12+18                        | 34,600                              | 6,500                       | 6,500                       | 8,640                       | 12,960                      | NA                          |
| 9+12+12+12                       | 34,440                              | 6,840                       | 9,200                       | 9,200                       | 9,200                       | NA                          |
| 12+12+12+12                      | 35,040                              | 8,760                       | 8,760                       | 8,760                       | 8,760                       | NA                          |
| 9+9+9+9+9                        | 27,600                              | 6,900                       | 6,900                       | 6,900                       | 6,900                       | 6,900                       |
| 9+9+9+9+12                       | 32,640                              | 6,500                       | 6,500                       | 6,500                       | 6,500                       | 6,640                       |

Note:

- 1) It is critical to size the outdoor unit for the entire building load and each indoor unit for it's individual zone load.

Specifications are subject to change without notice. Manufacturer reserves the right to discontinue or modify specifications or designs without notice or without incurring obligations. All rights reserved.

**HEATING CAPACITY (BTUH)**

| <b>Indoor Units Combinations</b> | <b>Rated System Capacity (BtuH)</b> | <b>Indoor Unit A (BtuH)</b> | <b>Indoor Unit B (BtuH)</b> | <b>Indoor Unit C (BtuH)</b> | <b>Indoor Unit D (BtuH)</b> | <b>Indoor Unit E (BtuH)</b> |
|----------------------------------|-------------------------------------|-----------------------------|-----------------------------|-----------------------------|-----------------------------|-----------------------------|
| 9+9                              | 19,000                              | 9,500                       | 9,500                       | NA                          | NA                          | NA                          |
| 9+12                             | 22,500                              | 9,500                       | 13,000                      | NA                          | NA                          | NA                          |
| 9+18                             | 27,800                              | 9,300                       | 18,500                      | NA                          | NA                          | NA                          |
| 9+24                             | 29,600                              | 8,000                       | 21,600                      | NA                          | NA                          | NA                          |
| 12+12                            | 26,000                              | 13,000                      | 13,000                      | NA                          | NA                          | NA                          |
| 12+18                            | 29,500                              | 12,000                      | 17,500                      | NA                          | NA                          | NA                          |
| 12+24                            | 33,200                              | 11,200                      | 22,000                      | NA                          | NA                          | NA                          |
| 18+18                            | 35,000                              | 17,500                      | 17,500                      | NA                          | NA                          | NA                          |
| 18+24                            | 36,000                              | 15,000                      | 21,000                      | NA                          | NA                          | NA                          |
| 24+24                            | 38,000                              | 19,000                      | 19,000                      | NA                          | NA                          | NA                          |
| 9+9+9                            | 27,000                              | 9,000                       | 9,000                       | 9,000                       | NA                          | NA                          |
| 9+9+12                           | 28,800                              | 9,000                       | 9,000                       | 10,800                      | NA                          | NA                          |
| 9+9+18                           | 35,000                              | 8,800                       | 8,800                       | 17,400                      | NA                          | NA                          |
| 9+9+24                           | 36,600                              | 7,800                       | 7,800                       | 21,000                      | NA                          | NA                          |
| 9+12+12                          | 33,000                              | 9,000                       | 12,000                      | 12,000                      | NA                          | NA                          |
| 9+12+18                          | 35,150                              | 8,650                       | 11,200                      | 15,300                      | NA                          | NA                          |
| 9+12+24                          | 37,640                              | 7,900                       | 9,240                       | 20,500                      | NA                          | NA                          |
| 9+18+18                          | 37,960                              | 7,560                       | 15,200                      | 15,200                      | NA                          | NA                          |
| 12+12+12                         | 36,000                              | 12,000                      | 12,000                      | 12,000                      | NA                          | NA                          |
| 12+12+18                         | 37,200                              | 10,600                      | 10,600                      | 16,000                      | NA                          | NA                          |
| 12+12+24                         | 38,000                              | 9,500                       | 9,500                       | 19,000                      | NA                          | NA                          |
| 12+18+18                         | 38,300                              | 9,300                       | 14,500                      | 14,500                      | NA                          | NA                          |
| 9+9+9+9                          | 42,000                              | 10,500                      | 10,500                      | 10,500                      | 10,500                      | NA                          |
| 9+9+9+12                         | 42,000                              | 9,600                       | 9,600                       | 9,600                       | 13,200                      | NA                          |
| 9+9+9+18                         | 41,940                              | 8,400                       | 8,400                       | 8,400                       | 16,740                      | NA                          |
| 9+9+12+12                        | 42,000                              | 9,000                       | 9,000                       | 12,000                      | 12,000                      | NA                          |
| 9+9+12+18                        | 42,680                              | 8,000                       | 8,000                       | 10,680                      | 16,000                      | NA                          |
| 9+12+12+12                       | 40,800                              | 8,100                       | 10,900                      | 10,900                      | 10,900                      | NA                          |
| 12+12+12+12                      | 42,720                              | 10,680                      | 10,680                      | 10,680                      | 10,680                      | NA                          |
| 9+9+9+9+9                        | 42,750                              | 8,550                       | 8,550                       | 8,550                       | 8,550                       | 8,550                       |
| 9+9+9+9+12                       | 42,240                              | 7,920                       | 7,920                       | 7,920                       | 7,920                       | 10,560                      |

Note:

- 1) It is critical to size the outdoor unit for the entire building load and each indoor unit for it's individual zone load.



**COOLING PERFORMANCE**

| DB<br>WB                         |                | Indoor Ambient Temperature |              |                           |                            |              |                           |                            |              |                           |                            |              |                           |
|----------------------------------|----------------|----------------------------|--------------|---------------------------|----------------------------|--------------|---------------------------|----------------------------|--------------|---------------------------|----------------------------|--------------|---------------------------|
|                                  |                | 70°F (21°C)<br>59°F (15°C) |              |                           | 75°F (24°C)<br>63°F (17°C) |              |                           | 80°F (27°C)<br>67°F (19°C) |              |                           | 90°F (32°C)<br>73°F (23°C) |              |                           |
|                                  |                | TC<br>(BtuH)               | SC<br>(BtuH) | Input<br>Power<br>(watts) | TC<br>(BtuH)               | SC<br>(BtuH) | Input<br>Power<br>(watts) | TC<br>(BtuH)               | SC<br>(BtuH) | Input<br>Power<br>(watts) | TC<br>(BtuH)               | SC<br>(BtuH) | Input<br>Power<br>(watts) |
| Outdoor Ambient Temperature (DB) | -0.4°F (-18°C) | 20,420                     | 16,010       | 1,200                     | 23,030                     | 18,060       | 1,270                     | 24,340                     | 19,090       | 1,320                     | 27,430                     | 21,510       | 1,410                     |
|                                  | 5°F (-15°C)    | 20,940                     | 16,420       | 1,200                     | 23,620                     | 18,530       | 1,280                     | 25,270                     | 19,820       | 1,320                     | 28,130                     | 22,030       | 1,410                     |
|                                  | 14°F (-10°C)   | 21,690                     | 17,010       | 1,220                     | 24,470                     | 19,190       | 1,300                     | 25,860                     | 20,280       | 1,340                     | 29,150                     | 22,860       | 1,440                     |
|                                  | 23°F (-5°C)    | 23,770                     | 18,640       | 1,220                     | 27,080                     | 21,240       | 1,300                     | 29,130                     | 22,840       | 1,330                     | 32,040                     | 25,130       | 1,430                     |
|                                  | 32°F (0°C)     | 24,979                     | 19,588       | 1,222                     | 28,455                     | 22,319       | 1,291                     | 29,261                     | 22,943       | 1,335                     | 33,681                     | 25,057       | 1,395                     |
|                                  | 41°F (5°C)     | 26,260                     | 20,593       | 1,285                     | 29,914                     | 23,463       | 1,358                     | 30,762                     | 24,119       | 1,403                     | 35,409                     | 26,342       | 1,467                     |
|                                  | 50°F (10°C)    | 27,355                     | 21,451       | 1,338                     | 31,161                     | 24,441       | 1,414                     | 32,043                     | 25,124       | 1,462                     | 36,884                     | 27,440       | 1,528                     |
|                                  | 59°F (15°C)    | 28,820                     | 22,600       | 1,410                     | 32,830                     | 25,750       | 1,490                     | 33,760                     | 26,470       | 1,540                     | 38,860                     | 28,910       | 1,610                     |
|                                  | 68°F (20°C)    | 32,620                     | 29,556       | 2,010                     | 33,422                     | 30,044       | 1,995                     | 34,582                     | 31,733       | 2,010                     | 41,526                     | 33,695       | 2,025                     |
|                                  | 77°F (25°C)    | 35,145                     | 30,300       | 2,450                     | 39,240                     | 31,409       | 2,435                     | 38,796                     | 32,791       | 2,440                     | 45,040                     | 34,872       | 2,430                     |
|                                  | 86°F (30°C)    | 35,486                     | 30,368       | 3,120                     | 38,438                     | 32,364       | 3,125                     | 38,984                     | 33,012       | 3,160                     | 45,211                     | 34,650       | 3,185                     |
|                                  | 95°F (35°C)    | 32,176                     | 28,781       | 3,300                     | 35,827                     | 31,255       | 3,400                     | 36,083                     | 31,921       | 3,335                     | 41,014                     | 34,275       | 3,405                     |
|                                  | 104°F (40°C)   | 27,451                     | 26,444       | 3,075                     | 30,095                     | 28,543       | 3,085                     | 30,795                     | 29,856       | 3,115                     | 35,452                     | 32,671       | 3,145                     |
|                                  | 113°F (45°C)   | 23,544                     | 23,203       | 2,765                     | 25,642                     | 24,926       | 2,790                     | 26,956                     | 25,779       | 2,800                     | 29,686                     | 28,833       | 2,825                     |
| 118°F (48°C)                     | 16,382         | 16,232                     | 1,856        | 17,504                    | 17,242                     | 1,911        | 19,040                    | 18,354                     | 1,986        | 20,186                    | 19,923                     | 2,023        |                           |

**HEATING PERFORMANCE**

| DB<br>WB                         |              | Indoor Ambient Temperature |              |                           |                            |              |                           |                            |              |                           |                            |              |                           |
|----------------------------------|--------------|----------------------------|--------------|---------------------------|----------------------------|--------------|---------------------------|----------------------------|--------------|---------------------------|----------------------------|--------------|---------------------------|
|                                  |              | 70°F (21°C)<br>59°F (15°C) |              |                           | 75°F (24°C)<br>63°F (17°C) |              |                           | 80°F (27°C)<br>67°F (19°C) |              |                           | 90°F (32°C)<br>73°F (23°C) |              |                           |
|                                  |              | TC<br>(BtuH)               | SC<br>(BtuH) | Input<br>Power<br>(watts) | TC<br>(BtuH)               | SC<br>(BtuH) | Input<br>Power<br>(watts) | TC<br>(BtuH)               | SC<br>(BtuH) | Input<br>Power<br>(watts) | TC<br>(BtuH)               | SC<br>(BtuH) | Input<br>Power<br>(watts) |
| Outdoor Ambient Temperature (DB) | -4°F (-20°C) | 17,060                     | 17,060       | 1,500                     | 16,580                     | 16,580       | 1,530                     | 16,260                     | 16,260       | 1,580                     | 15,850                     | 15,850       | 1,620                     |
|                                  | 0°F (-18°C)  | 18,500                     | 18,500       | 1,650                     | 17,960                     | 17,960       | 1,680                     | 17,630                     | 17,630       | 1,740                     | 17,160                     | 17,160       | 1,780                     |
|                                  | 5°F (-15°C)  | 19,510                     | 19,510       | 1,720                     | 18,950                     | 18,950       | 1,750                     | 18,590                     | 18,590       | 1,820                     | 18,110                     | 18,110       | 1,860                     |
|                                  | 7°F (-14°C)  | 20,010                     | 20,010       | 1,750                     | 19,050                     | 19,050       | 1,790                     | 19,360                     | 19,360       | 1,870                     | 18,860                     | 18,860       | 1,920                     |
|                                  | 17°F (-8°C)  | 20,940                     | 20,940       | 1,790                     | 20,330                     | 20,330       | 1,830                     | 19,950                     | 19,950       | 1,900                     | 19,420                     | 19,420       | 1,940                     |
|                                  | 28°F (-2°C)  | 23,660                     | 23,660       | 1,910                     | 23,040                     | 23,040       | 1,950                     | 22,380                     | 22,380       | 2,020                     | 22,110                     | 22,110       | 2,070                     |
|                                  | 38°F (3°C)   | 29,420                     | 29,420       | 2,200                     | 28,800                     | 28,800       | 2,240                     | 28,140                     | 28,140       | 2,330                     | 27,870                     | 27,870       | 2,380                     |
|                                  | 47°F (8°C)   | 33,250                     | 33,250       | 2,290                     | 32,240                     | 32,240       | 2,330                     | 31,600                     | 31,600       | 2,420                     | 30,730                     | 30,730       | 2,480                     |
|                                  | 57°F (14°C)  | 34,350                     | 34,350       | 2,330                     | 33,310                     | 33,310       | 2,380                     | 32,650                     | 32,650       | 2,470                     | 31,740                     | 31,740       | 2,520                     |
|                                  | 68°F (20°C)  | 35,750                     | 35,750       | 2,410                     | 34,660                     | 34,660       | 2,460                     | 33,970                     | 33,970       | 2,550                     | 33,030                     | 33,030       | 2,610                     |
|                                  | 77°F (25°C)  | 36,580                     | 36,580       | 2,470                     | 35,470                     | 35,470       | 2,520                     | 34,760                     | 34,760       | 2,620                     | 33,800                     | 33,800       | 2,680                     |

**LEGEND**

DB --- Dry Bulb  
WB --- Wet Bulb  
TC --- Total Net Cooling Capacity (BtuH)  
SC --- Sensible Capacity (BtuH)  
Input Power---(Watts)

Specifications are subject to change without notice. Manufacturer reserves the right to discontinue or modify specifications or designs without notice or without incurring obligations. All rights reserved.