


Remote Control Operation



- ① **ON/OFF** - starts/stops the system
- ② **(-) / (+)** - changes temperature
- ③ **MODE** - Auto/Cooling/Heating/Dehumidify
- ④ **SWING** - Adjusts airflow
- ⑤ **TEMP** - displays indoor temperature setting
- ⑥ **CLOCK** - displays time of day
- ⑦ **TURBO** - Boosts cooling or heating airflow
- ⑧ **FAN** - Adjusts multiple fan speed
- ⑨ **I FEEL** - Senses temperature surrounding the remote control
- ⑩ **TIMER ON/OFF** - starts/stops timer
- ⑪ **X-FAN** - continuous fan operation after cooling cycle to dry off the coil
- ⑫ **SLEEP** - Comfortable Sleep Mode
- ⑬ **LIGHT** - turns indoor unit light on/off



Outdoor Unit HP Inverter		Two Port GWHD(18)ND3CO	Three Port GWHD(24)ND3CO	Four Port GWHD(30)ND3CO	Four Port GWHD(36)ND3CO	Five Port GWHD(42)ND3CO
System Type		Heat Pump				
Cooling Capacity (Min-Max)	Btu/h	18,000 (7,000-21,000)	26,000 (7,500-33,000)	29,000 (7,500-34,000)	34,100 (8,530-34,120)	41,000 (8,530-46,403)
Heating Capacity (Min-Max)	Btu/h	19,000 (8,530-22,600)	29,000 (7,500-35,000)	30,500 (7,500-36,000)	35,800 (10,663-40,944)	44,500 (10,663-47,768)
Power Supply		208-230V / 60Hz	208-230V / 60Hz	208-230V / 60Hz	208-230V / 60Hz	208-230V / 60Hz
Rated Current (A) Cooling	Amps	7.6	13.5	15.3	19.5	19.5
Rated Current (A) Heating	Amps	7.5	12.4	12.6	17.4	20.5
Operation Range - Cooling	deg F	23 - 118.4	23 - 118.4	23 - 118.4	23 - 118.4	23 - 118.4
Operation Range - Heating	deg F	5 - 86	5 - 86	5 - 86	5 - 81	5 - 81
Compressor Type		DC Inverter-driven Twin rotary				
Sound Pressure Level	db (A)	56	56	56	57	58
Unit Dimension (WxHxD)	inches	35.4 x 23.5 x 14.9	37.2 x 27.6 x 15.6	37.2 x 27.6 x 15.6	38.5 x 31.2 x 15	40 x 43.5 x 17.4
Package Dimension (WxHxD)	inches	37.3 x 25.4 x 16.5	40.5 x 29.5 x 18	40.5 x 29.5 x 18	42.7 x 33.7 x 19.2	45.6 x 48.7 x 19.4
Net / Gross Weight	lb	95 / 106	135 / 146	137 / 148	161 / 172	225 / 247
Condenser Coil type		GOLD FIN Coated				
Max # Connectable Indoor Units		2	3	4	4	5
Refrigerant / Charge	oz.	R410A / 47.6	R410A / 77.6	R410A / 77.6	R410A/ 91.7	R410A/ 169.3
Port Size (Liquid - Suction)	inches	1/4" - 3/8"	1/4" - 3/8"	1/4" - 3/8"	1/4" - 3/8"	1/4" - 3/8"
		1/4" - 3/8"	1/4" - 3/8"	1/4" - 3/8"	1/4" - 3/8"	1/4" - 3/8"
			1/4" - 3/8"	1/4" - 3/8"	1/4" - 1/2"	1/4" - 1/2"
				1/4" - 3/8"	3/8" - 5/8"	1/4" - 1/2"
						3/8" - 5/8"
Pre-Charge (Ft.)	Feet	25	25	25	25	25
Additional Refrigerant charge/ additional feet	oz.		0.21			0.235
Max. Total Piping Length (Ft.)	Feet	66	196	230	230	262
Max. Equivalent Length (Outdoor to last Indoor Unit)	Feet	33	66	66	82	82
Max. Elevation (Outdoor to Indoor Unit)	Feet	16	33	33	50	50
MCA	Amps	12.2	12.2	4.3	20	25
MOCP	Amps	25	30	30	40	40



A company founded on quality and value

GREE Electric Appliances, Inc. is the world's largest specialized air conditioner manufacturer, selling more than 100 million units in over 100 countries since 1991. The GREE brand is world-renowned for engineering 7,000 different models in 20 product categories, developing 3,000 worldwide technical patents and pioneering the Variable Refrigerant Flow system that has revolutionized modern day comfort.

GREE prides itself on the reliability and quality of its products. World class, state-of-the-art quality control methods are employed throughout the manufacturing process, including the use of a separate plant where all key components are pre-tested. More than 1,000 Research & Development technicians spend each day pursuing new and innovative designs as a commitment to ensuring customers always receive the highest quality for the best value in the world.

Scan to learn more about GREE
Inverter ductless systems.

or visit us at greecomfort.com





evō+ MULTI

Multi-Room Ductless heat-pump systems



GREE EVO+ systems are one of today's most advanced inverter driven ductless splits providing both heating or cooling. **EVO+** stylish and slim indoor unit design is now available for Multi zone application.

EVO+ Multi zone systems offer a perfect solution for residential and light commercial application. From two rooms and up to five, the **EVO+ Multi** achieves up to 16 SEER efficiency with an inverter driven compressor. With low frequency inverter operation, the system reduces energy waste while providing the best system efficiency.

Cooler or warmer temperatures are generated with eco-friendly **R410A refrigerant**. Plus, indoor air quality is enhanced with a photocatalytic filter by effectively eliminating bacteria and viruses, reducing contaminants and oxidizing odors.

Design Flexibility

One outdoor unit can power up to five indoor units simultaneously. There are five types of outdoor units and three types of hi-wall indoor units creating 90 matching combinations. **EVO+** indoor units are universal - can be used for single or multi-zone applications and operated independently via remote control.

Energy Savings

EVO+ Multi are high efficiency heat pump zoning systems that can be mixed and matched to maximize cooling and heating loads and zoning requirements. Gold fin protection on condenser coils provides better heat exchange efficiency, added corrosion protection, improved hydrophilic coating - all of which extends the life of your system.

Maximum Comfort

Inverter technology adjusts the compressor speed according to the cooling and heating load of the room, achieving and maintaining your desired room temperature more precisely. Create your own comfort zone by activating the **I-Feel function** on the remote control. The system will sense temperatures surrounding the remote control to adjust airflow and maintain your comfort level indoor temperature.



EVO+Indoor Unit HP Inverter		GWH09AB-D3DNA2D/I	GWH12AB-D3DNA2D/I	GWH18AC-D3DBA2D/I
System Type		Heat Pump		
Nominal Capacity - Cooling	Btu/h	9,000	12,000	18,000
Nominal Capacity - Heating	Btu/h	9,800	13,000	19,800
Power Supply		208-230V / 60Hz	208-230V / 60Hz	208-230V / 60Hz
Running Current	Amps	0.17	0.17	0.32
Airflow- T/H/M/L	cfm	341/253/218/171	353/288/253/206	488/441/383/324
Sound Pressure Level - T/H/M/L	db (A)	46/38/30/28	46/38/30/28	46/43/40/35
Unit Dimension (WxHxD)	inches	34.3 x 11.1 x 7	34.3 x 11.1 x 7	37.8 x 11.8 x 7.7
Package Dimension (WxHxD)	inches	37 x 15.3 x 10.3	37 x 15.3 x 10.3	40.5 x 29.5 x 18
Net / Gross Weight	lb	26 / 33	26 / 33	137 / 148
Piping Connections (Liquid - Suction)	inches	1/4" - 3/8"	1/4" - 1/2"	1/4" - 1/2"

evō+ MULTI









The **EVO+ Multi** is designed to provide comfort, uncompromising personal style, quiet operation and installation flexibility. Simply choose the capacity you need for each room, then select your system from our matching combinations and capacities chart - from 2 to 5 individually controlled **EVO+** hi-wall units. As your needs may change, the **EVO+ Multi** provides an additional benefit of being able to add indoor units, up to a total of 5. For a complete list of matching combinations and capacities, please refer to www.greecomfort.com or check with your **GREE** dealer/installer.

Matching combinations and capacities

Outdoor Unit Model	EVO+ Multi	Cooling Capacity (Btu/h)				Heating Capacity (Btu/h)			
		Zone 1	Zone 2	Zone 3	Zone 4	Zone 1	Zone 2	Zone 3	Zone 4
GWHD(18)ND3CO									
9K + 9K	Dual Zone 	9,000	9,000			9,500	9,500		
9K + 12K		9,000	12,000			9,500	13,000		
GWHD(24)ND3CO									
9K + 18K	Dual Zone 	8,400	16,600			9,000	18,000		
12K + 12K		12,000	12,000			13,000	13,000		
12K + 18K		10,000	15,000			11,200	16,800		
18K + 18K		12,750	12,750			14,250	14,250		
9K + 9K + 9K	Tri Zone 	8,667	8,667	8,667		9,667	9,667	9,667	
9K + 9K + 12K		8,000	8,000	10,000		9,000	9,000	11,000	
9K + 9K + 18K		7,000	7,000	12,000		6,000	6,000	17,000	
9K + 12K + 12K		6,000	10,000	10,000		6,000	11,500	11,500	
12K + 12K + 12K		8,667	8,667	8,667		9,667	9,667	9,667	
GWHD(30)ND3CO									
9K + 12K + 18K	Tri Zone 	6,800	7,200	13,000		7,050	9,350	14,100	
12K + 12K + 12K		8,667	8,667	8,667		9,667	9,667	9,667	
12K + 12K + 18K		6,500	6,500	15,000		8,700	8,700	13,100	
9K + 9K + 9K + 9K	Quad Zone 	7,250	7,250	7,250	7,250	7,625	7,625	7,625	7,625
9K + 9K + 9K + 12K		7,000	7,000	7,000	7,000	7,100	7,100	7,100	9,200
9K + 9K + 12K + 12K		6,800	6,800	7,700	7,700	6,500	6,500	9,000	9,000

Matching combinations and capacities

Outdoor Unit Model	EVO+ Multi	Cooling Capacity (Btu/h)					Heating Capacity (Btu/h)				
		Zone 1	Zone 2	Zone 3	Zone 4	Zone 5	Zone 1	Zone 2	Zone 3	Zone 4	Zone 5
GWHD(36)ND3CO											
18K + 18K	Dual Zone 	13,648	13,648				16,378	16,378			
9K + 9K + 9K	Tri Zone 	8,189	8,189	8,189			9,008	9,008	9,008		
9K + 9K + 12K		6,995	7,336	10,236			7,370	12,078	16,173		
9K + 9K + 18K		7,165	7,165	15,354			8,598	8,598	18,425		
9K + 12K + 12K		7,506	11,089	11,089			9,008	13,307	13,307		
9K + 12K + 18K		6,142	10,065	13,477			7,370	12,078	16,173		
9K + 18K + 18K		5,971	11,771	11,771			7,165	14,126	14,126		
12K + 12K + 12K		9,895	9,895	9,895			11,874	11,874	11,874		
12K + 12K + 18K		8,530	8,530	12,624			10,236	10,236	15,149		
12K + 18K + 18K		9,212	12,283	12,283			11,055	14,740	14,740		
18K + 18K + 18K		9,895	9,895	9,895			11,874	11,874	11,874		
9K + 9K + 9K + 9K	Quad Zone 	8,359	8,359	8,359	8,359		10,031	10,031	10,031	10,031	
9K + 9K + 9K + 12K		7,506	7,506	7,506	10,918		9,008	9,008	9,008	13,102	
9K + 9K + 9K + 18K		6,824	6,824	6,824	12,283		8,189	8,189	8,189	14,740	
9K + 9K + 12K + 12K		6,824	6,824	9,895	9,895		8,189	8,189	11,874	11,874	
9K + 9K + 12K + 18K		6,312	6,312	8,871	12,283		7,575	7,575	10,645	14,740	
9K + 9K + 18K + 18K		5,459	5,459	11,260	11,260		6,551	6,551	13,512	13,512	
9K + 12K + 12K + 12K		7,848	8,530	8,530	8,530		9,417	10,236	10,236	10,236	
9K + 12K + 12K + 18K		6,142	7,506	7,506	12,283		7,370	9,008	9,008	14,740	
12K + 12K + 12K + 12K		8,359	8,359	8,359	8,359		10,031	10,031	10,031	10,031	
12K + 12K + 12K + 18K											
GWHD(42)ND3CO											
9K + 12K + 18K	Tri Zone 	8,530	10,918	16,036			10,663	13,648	20,046		
9K + 18K + 18K		7,165	15,013	15,013			8,155	17,084	17,084		
12K + 12K + 12K		11,771	11,771	11,942			14,716	14,716	14,928		
12K + 12K + 18K		10,918	10,918	13,648			13,648	13,648	17,060		
12K + 18K + 18K		9,554	15,013	15,013			10,871	17,084	17,084		
18K + 18K + 18K		13,193	13,193	13,193			15,012	15,012	15,012		
9K + 9K + 9K + 12K	Quad Zone 	8,189	8,189	8,189	10,918		10,236	10,236	10,236	13,648	
9K + 9K + 9K + 18K		7,848	7,848	7,848	16,036		8,929	8,929	8,929	18,247	
9K + 9K + 12K + 12K		7,165	7,165	10,577	10,577		8,957	8,957	13,222	13,222	
9K + 9K + 12K + 18K		6,824	6,824	10,577	15,354		7,766	7,766	12,038	17,473	
9K + 9K + 18K + 18K		6,483	6,483	13,307	13,307		7,377	7,377	15,142	15,142	
9K + 12K + 12K + 12K		7,848	10,577	10,577	10,577		8,929	12,038	12,038	12,038	
9K + 12K + 12K + 18K		7,165	8,701	8,701	15,013		8,155	9,902	9,902	17,084	
12K + 12K + 12K + 12K		9,895	9,895	9,895	9,895		11,260	11,260	11,260	11,260	
12K + 12K + 12K + 18K		8,359	8,359	8,359	14,501		9,513	9,513	9,513	16,500	
12K + 12K + 18K + 18K		7,848	7,848	11,942	11,942		8,929	8,929	13,590	13,590	
9K + 9K + 9K + 9K + 9K	Penta Zone 	7,916	7,916	7,916	7,916	7,916	9,008	9,008	9,008	9,008	9,008
9K + 9K + 9K + 9K + 12K		7,421	7,421	7,421	7,421	9,895	8,445	8,445	8,445	8,445	11,260
9K + 9K + 9K + 9K + 18K		6,824	6,824	6,824	6,824	12,283	7,766	7,766	7,766	7,766	13,979
9K + 9K + 9K + 12K + 12K		7,165	7,165	7,165	9,042	9,042	8,155	8,155	8,155	10,291	10,291
9K + 9K + 9K + 12K + 18K		6,483	6,483	6,483	8,274	11,857	7,377	7,377	7,377	9,414	13,491
9K + 9K + 9K + 18K + 18K		6,483	6,483	6,483	10,065	10,065	7,377	7,377	7,377	11,454	11,454
9K + 9K + 12K + 12K + 12K		6,483	6,483	8,871	8,871	8,871	7,377	7,377	10,096	10,096	10,096
9K + 9K + 12K + 12K + 18K		5,971	5,971	8,018	8,018	11,601	6,793	6,793	9,124	9,124	13,201
9K + 12K + 12K + 12K + 12K		6,483	8,274	8,274	8,274	8,274	7,377	9,414	9,414	9,414	9,414
12K + 12K + 12K + 12K + 12K		7,916	7,916	7,916	7,916	7,916	9,008	9,008	9,008	9,008	9,008

