

# ULTRA-ZONE™

## Forced Air Zone Controls

### MODEL ND Series Dampers

Heavy Duty extruded aluminum.

Nylon Bearings for quiet operation.

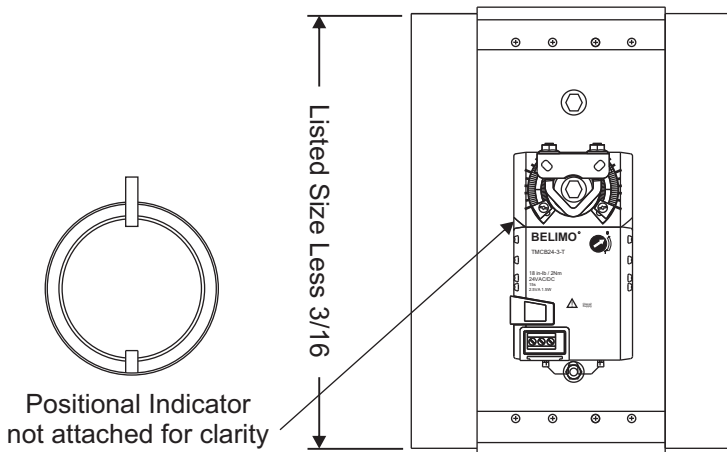
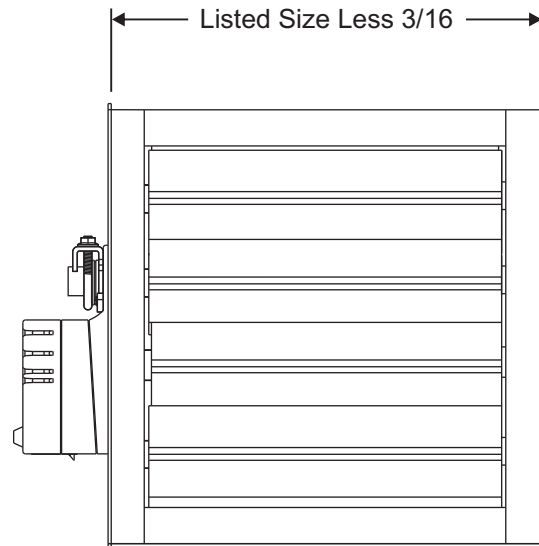
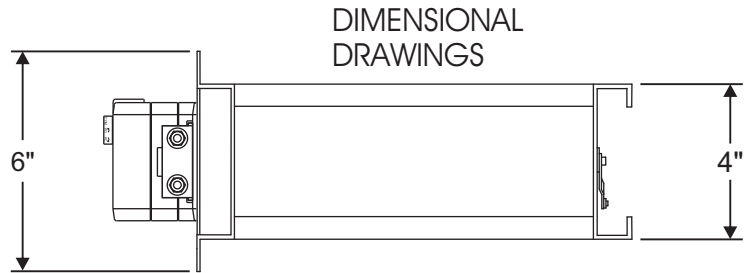
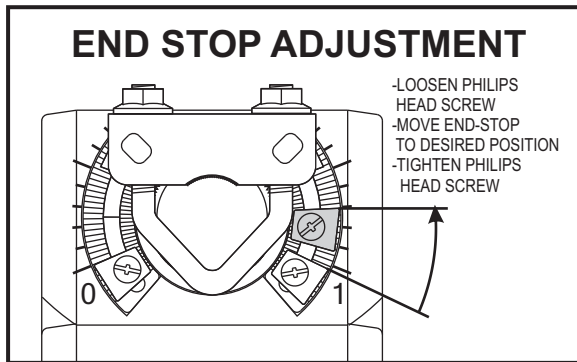
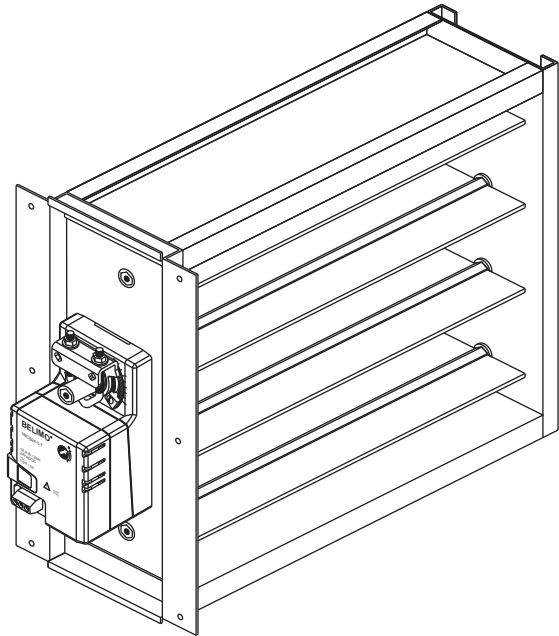
Overlapping parallel blades for low leakage.

Available in 8" x 6" thru 30" x 30" in one inch increments. Custom Sizes can be manufactured, contact EWC Controls Inc.

The MA-15S motor actuators are easy to install, easy to wire up, and come with a 5 year warranty. The superior design insures long life and no maintenance. The UL Listed Motor Actuator is a 24vac 3 wire power open / power close type rated at 18 in.-lbs. of torque and 15 second rotation time. The motor also includes Min/Max adjustment capability to allow adjustment of the design CFM flow into a particular zone or area. A positional arrow is also included that provides visual indication of blade travel. Optional Model S1A, Auxiliary end-switch can be added if required. *Electrical Data: 24 VAC/DC, 2.5 VA, 1.5 W*

## SUBMITTAL SHEET

Model ND  
w/ MA-15s Actuator



### SUBMITTAL FORM

SUBMITTED BY: \_\_\_\_\_

JOB: \_\_\_\_\_

ARCHITECT: \_\_\_\_\_

ENGINEER: \_\_\_\_\_

CONTRACTOR: \_\_\_\_\_

LOCATION: \_\_\_\_\_

Excellence Without Compromise

**EWC**®  
CONTROLS INC.

385 Hwy. 33  
Englishtown, NJ 07726  
Ph: 800-446-3110  
Fx: 732-446-5362

P/N 090377A0076 REV. A

### Insertion Mounting

Cut a 4" slotted opening in one side of the duct and slide the damper in. Secure the damper to the duct with the supplied sheet metal screws. Larger sizes may require additional support by securing the back of the damper as well. If using duct board, additional support can be obtained by using Model DBA Duct Board Adaptors.

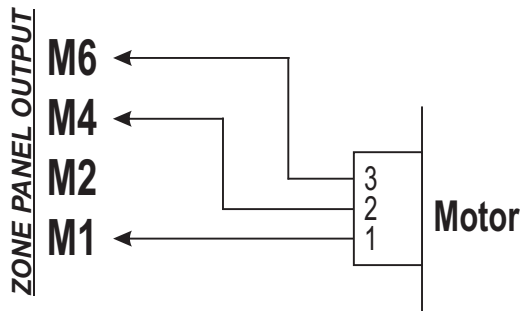
*\*If flush wall mounting is required, cut the flanges off of the front mounting plate.*

### WIRING SOLUTIONS

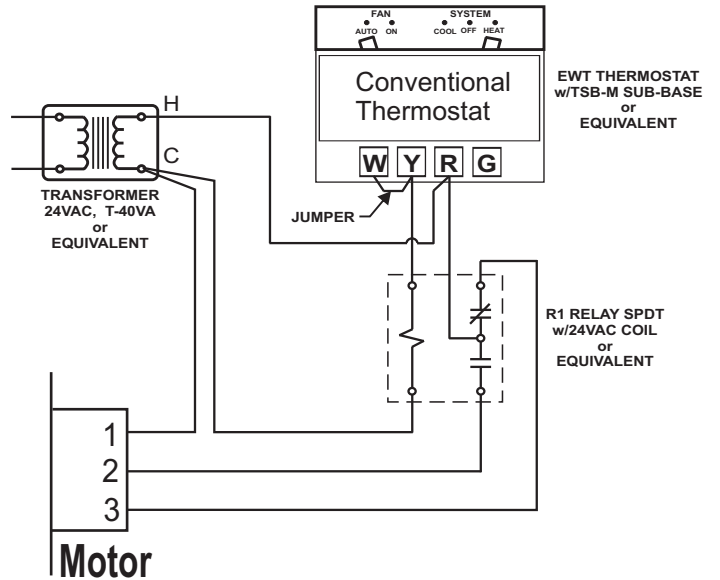
#### ZONE PANEL Terminal Output

- M6 - power to close
- M4 - power to open
- M2 - constant power
- M1 - common

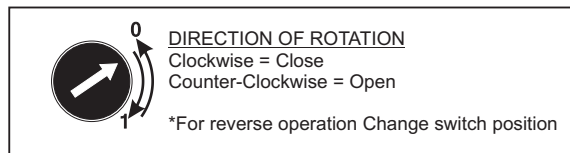
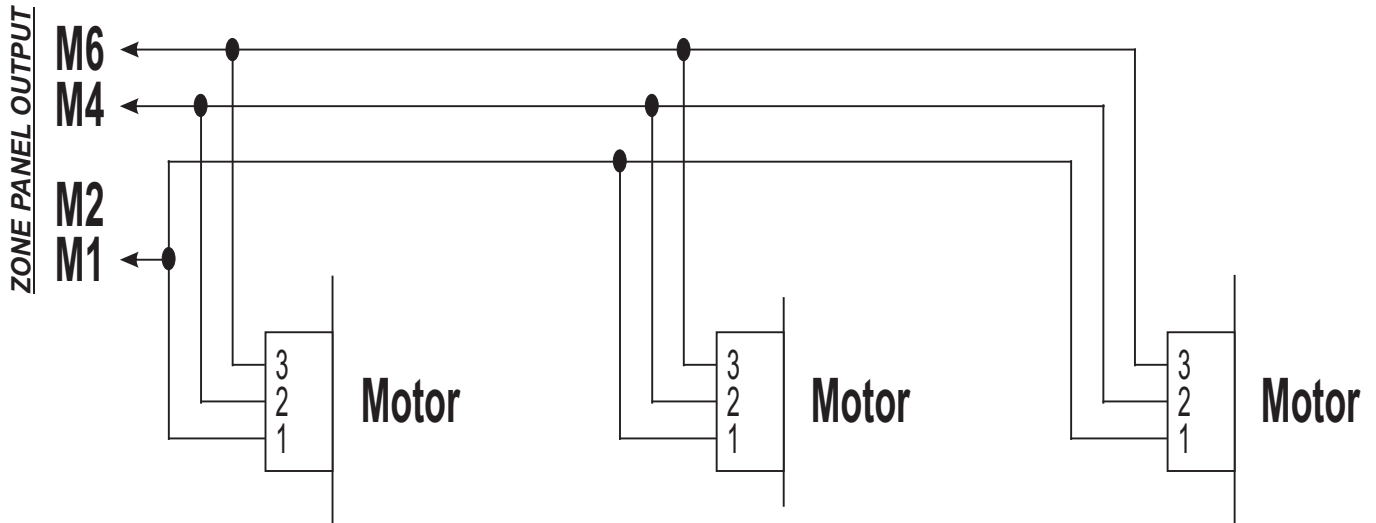
#### Wiring to a Control Panel



#### Wiring a Thermostat to Control a Single Damper



#### Wiring in Parallel



Excellence Without Compromise



385 Hwy. 33 Englishtown, NJ 07726  
Ph: 800-446-3110 - Fx: 732-446-5362