BUILT TO A HIGHER STANDARD™

American Standard®

HEATING & AIR CONDITIONING

# Multi-position Air Handler

*** Note: No internal modifications required for any position.**

① **Badge rotation will keep brand in correct position**

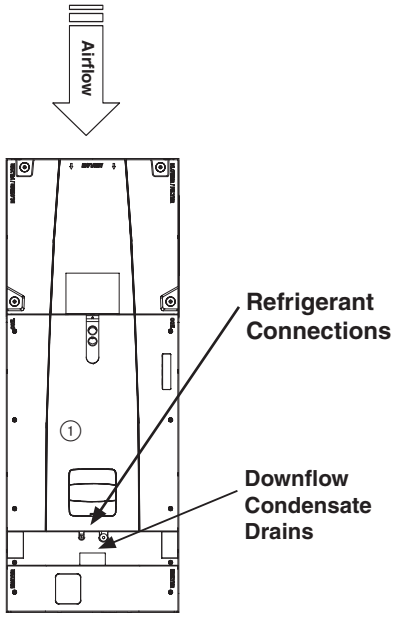


**Vertical Downflow***

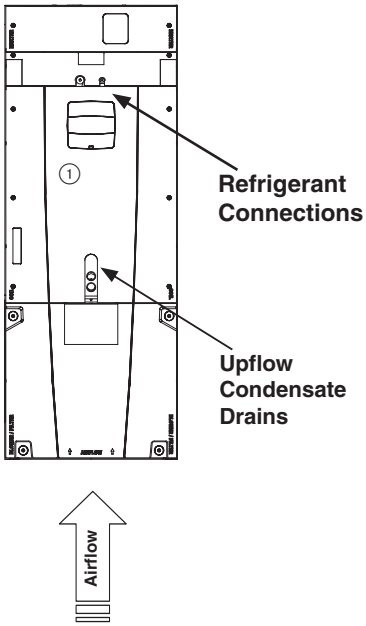


**Vertical Upflow***
**(as shipped)**

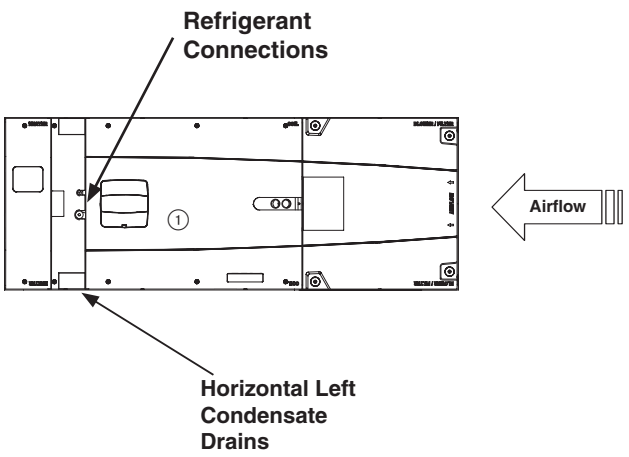


**Horizontal Left***

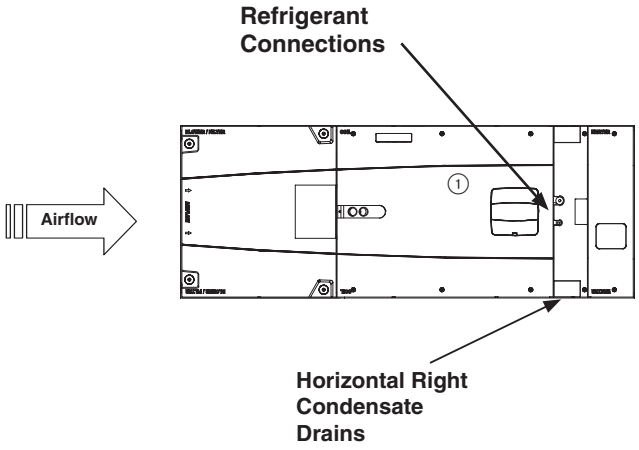


**Horizontal Right***

For complete equipment / combination selections, installation instructions and warranty information, please refer to Product Data/Ratings and/or Installers Guides and Limited Warranty Handbooks.



Effective 1/1/18
14-1011-35

BUILT TO A HIGHER STANDARD™

American Standard®

HEATING & AIR CONDITIONING

# Features and Benefits

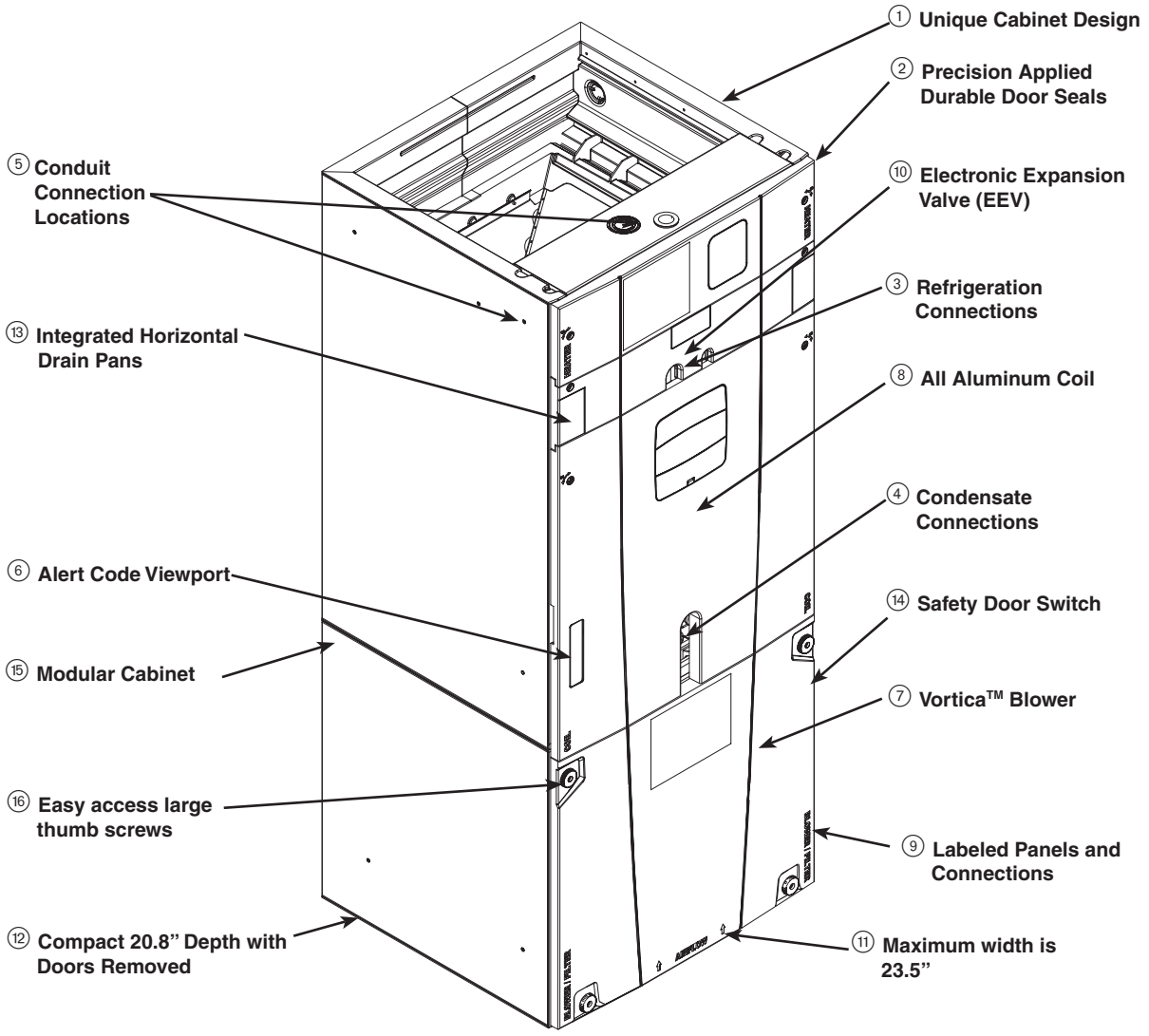


① **Unique Cabinet Design**
- Double wall foamed cabinet system
- Waterproof Cabinet Design (No Thermal Breakage)
- ≥ R-4.2 Insulating Value (Avg. Insulating Value R-8.2)
- Composite Cabinet Doors
- Sweat Eliminating Cabinet Design
- Loose Fiber Eliminating Design
- Smooth Cleanable Cabinet Design

② **Precision Applied Durable Door Seals**

③ **Refrigeration Connections**

④ **Condensate Connections**

⑤ **Conduit Connection Locations** - Dimples in cabinet mark Conduit Connection Locations for Left, Right, and Top

⑥ **Alert Code Viewport**
- Alert Codes can be Viewed Without Door Removal
- Control Protection Pocket

⑦ **Vortica™ Blower**
- Polarized Plug Connections
- Integrated Slide Deck for Easy Removal

⑧ **All Aluminum Coil**
- Integrated Slide Deck for Easy Removal
- Polarized Plug connections on Coil EEV
- Patented Enhanced Coil Fin

⑨ **Labeled Panels and Connections**

⑩ **Electronic Expansion Valve (EEV)**
- Low Ambient and Low Superheat Compressor Protection
- Dual Refrigerant Compatible as Shipped

⑪ **Maximum width is 23.5”**

⑫ **Compact 20.8” Depth with Doors Removed**

⑬ **Integrated Horizontal Drain Pans**

⑭ **Safety Door Switch** - Fused 24V Power

⑮ **Modular Cabinet**

⑯ **Easy access large thumb screws**



For complete equipment / combination selections, installation instructions and warranty information, please refer to Product Data/Ratings and/or Installers Guides and Limited Warranty Handbooks.



Effective 1/1/18
14-1011-35

# Series 9 Variable Speed Multi-Position Air Handlers 2-5 Tons

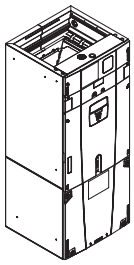

**Table AH-3-A — AccuLink™ II or 24V Variable Speed R-410A with Smart Fan Options 200-230/1/60, Epoxy Coated Coil**

| Unit Model No. | Cooling Capacity (Btuh) | Dimensions (in.) H x W x D | Shipping Weight (lbs.) | Supply Opening | Return Opening | Filter Sizes | Line Size Gas | Line Size Liquid |
|---|---|---|---|---|---|---|---|---|
| TAM9A0A24V21DA | 24000 | 49.9 x 17.5 x 21.8 | 126 | 14.5 x 14.35 | 14.5 x 17.15 | 16 x 20 x 1 | 3/4 | 3/8 |
| TAM9A0B30V31DA | 30000 | 55.7 x 21.3 x 21.8 | 150 | 18.4 x 14.35 | 18.4 x 17.15 | 20 x 20 x 1 | 3/4 | 3/8 |
| TAM9A0C36V31DA | 36000 | 56.9 x 23.5 x 21.8 | 157 | 20.5 x 14.35 | 20.5 x 17.15 | 22 x 20 x 1 | 7/8 | 3/8 |
| TAM9A0C42V41DA | 42000 | 56.9 x 23.5 x 21.8 | 162 | 20.5 x 14.35 | 20.5 x 17.15 | 22 x 20 x 1 | 7/8 | 3/8 |
| TAM9A0C48V41DA | 48000 | 61.7 x 23.5 x 21.8 | 174 | 20.5 x 14.35 | 20.5 x 17.15 | 22 x 20 x 1 | 7/8 | 3/8 |
| TAM9A0C60V51DA | 60000 | 61.7 x 23.5 x 21.8 | 175 | 20.5 x 14.35 | 20.5 x 17.15 | 22 x 20 x 1 | 7/8 | 3/8 |

# Series 7 Variable Speed Multi-Position Air Handlers 2-5 Tons

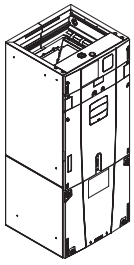

**Table AH-3-B — Variable Speed R-410A with Comfort-R™ Enhanced Mode Option 200-230/1/60, Epoxy Coated Coil**

| Unit Model No. | Cooling Capacity (Btuh) | Dimensions (in.) H x W x D | Shipping Weight (lbs.) | Supply Opening | Return Opening | Filter Sizes | Line Size Gas | Line Size Liquid |
|---|---|---|---|---|---|---|---|---|
| TAM7A0A24H21EA | 24000 | 49.9 x 17.5 x 21.8 | 126 | 14.5 x 14.35 | 14.5 x 17.15 | 16 x 20 x 1 | 3/4 | 3/8 |
| TAM7A0B30H21EA | 30000 | 55.7 x 21.3 x 21.8 | 150 | 18.4 x 14.35 | 18.4 x 17.15 | 20 x 20 x 1 | 3/4 | 3/8 |
| TAM7A0C36H31EA | 36000 | 56.9 x 23.5 x 21.8 | 157 | 20.5 x 14.35 | 20.5 x 17.15 | 22 x 20 x 1 | 7/8 | 3/8 |
| TAM7A0C42H31EA | 42000 | 56.9 x 23.5 x 21.8 | 162 | 20.5 x 14.35 | 20.5 x 17.15 | 22 x 20 x 1 | 7/8 | 3/8 |
| TAM7A0C48H41EA | 48000 | 61.7 x 23.5 x 21.8 | 174 | 20.5 x 14.35 | 20.5 x 17.15 | 22 x 20 x 1 | 7/8 | 3/8 |
| TAM7B0C60H51EA | 60000 | 61.7 x 23.5 x 21.8 | 175 | 20.5 x 14.35 | 20.5 x 17.15 | 22 x 20 x 1 | 7/8 | 3/8 |

OBSOLETE

# Series 9 & 7 Variable Speed Multi-Position Air-Tite™ Air Handlers

| Table AH-4-A — Features | TAM9 2-5 | TAM7 2-5 |
|---|---|---|
| • Unique cabinet design | ✔ | ✔ |
| – 2% or less air leakage | ✔ | ✔ |
| – Precision applied - durable door seals | ✔ | ✔ |
| – Specially designed air seal around refrigerant, condensate and conduit connections | ✔ | ✔ |
| – Double wall foamed cabinet system | ✔ | ✔ |
| – ≥ R-4.2 insulating value (Avg. Insulating Value R-8.2) | ✔ | ✔ |
| – No loose fiber design | ✔ | ✔ |
| – Smooth cleanable interior design | ✔ | ✔ |
| – Sweat eliminating design | ✔ | ✔ |
| – Composite cabinet doors | ✔ | ✔ |
| – Water proof cabinet design | ✔ | ✔ |
| – Integrated horizontal drain pans | ✔ | ✔ |
| – Modular cabinet | ✔ | ✔ |
| • Multi-position up/down flow horizontal left/right | ✔ | ✔ |
| • Side return option (sold as accessory) | ✔ | ✔ |
| • Control board protection pocket built into cabinet wall | ✔ | ✔ |
| • Alert port to view control board codes without door removal | ✔ | ✔ |
| • Accu**Link™ II** or 24 Volt control | ✔ | — |
| •• Alert code notification | ✔ | ✔ |
| • 5 button user interface and clear description of set up | ✔ | — |
| • Service diagnostic with alert reported at user interface | ✔ | — |
| • Low voltage terminal connection point | ✔ | ✔ |
| • **Vortica®** blower with polarized plug connections and integrated slide deck for easy removal | ✔ | ✔ |
| • Aluminum coil with integrated slide deck for easy removal and polarized plug connections on coil EEV | ✔ | ✔ |
| • Patented enhanced coil fin | ✔ | ✔ |
| • Epoxy coated coil | ✔ | ✔ |
| • Electronic Expansion Valve (EEV) with low ambient and low superheat compressor protection | ✔ | ✔ |
| • Dual refrigerant compatible as shipped | ✔ | ✔ |
| • Slide in electric heaters with polarized plug connections (sold as accessory) | ✔ | ✔ |
| • Slide in hot water coils with polarized plug connections (sold as accessory) | ✔ | ✔ |
| • UVC light kit with safety switch and polarized plug connections (sold as accessory) | ✔ | ✔ |
| • Labeled panels and connections | ✔ | ✔ |
| • Molded in 1" standard filter rail | ✔ | ✔ |
| • Direct drive, variable speed ECM blower motor - Constant airflow ECM (electronically commutated motor) | ✔ | ✔ |
| • Soft start fan motor operation | ✔ | ✔ |
| • **Comfort R™** mode | ✔ | ✔ |
| • Built in fan delay modes | ✔ | ✔ |
| • Maximum width of 23.5" | ✔ | ✔ |
| • Compact 20.8" depth with doors removed | ✔ | ✔ |
| • Fused 24v power | ✔ | ✔ |
| • Safety door switch | ✔ | ✔ |
| • **5-year base limited warranty** | ✔ | ✔ |
| • **10-year registered limited warranty** | ✔ | ✔ |
| • **Optional extended warranty available** | ✔ | ✔ |

PHASING OUT



For complete equipment / combination selections, installation instructions and warranty information, please refer to Product Data/Ratings and/or Installers Guides and Limited Warranty Handbooks.



Effective 1/1/18
14-1011-35

# Series 9 & 7 Variable Speed Multi-Position Air-Tite™ Air Handlers

**Table AH-5-A — Optional Accessories**

| Model Number | Description | Matches Cabinet Size(s)① | TAM9 | TAM7 |
|---|---|---|---|---|
| BAYWAAA05SC1AA | Hydronic Heater, 40,000 BTUH, Nominal③ | A | ✔ | — |
| BAYWABB07SC1AA | Hydronic Heater, 50,000 BTUH, Nominal③ | B | ✔ | — |
| BAYWACC08SC1AA | Hydronic Heater, 65,000 BTUH, Nominal③ | C | ✔ | — |
| BAYWVAA05SC1AA | Hydronic Heater, 40,000 BTUH, Nominal, Slide-in, RS-485 Control③ | A | — | ✔ |
| BAYWVBB07SC1AA | Hydronic Heater, 50,000 BTUH, Nominal, Slide-in, RS-485 Control③ | B | — | ✔ |
| BAYWVCC08SC1AA | Hydronic Heater, 65,000 BTUH, Nominal, Slide-in, RS-485 Control③ | C | — | ✔ |
| BAYWACC11SC1AA | Hydronic Heater, 100,000 BTUH, Nominal, External, No Control③ | C | ✔ | ✔ |
| BAYWAKIT24VAC | Hydronic Heater Relay Kit | C | ✔ | — |
| BAYWVBRD485 | RS-485 Control for BAYWACC11SC1AA | C | — | ✔ |
| BAYSUPFLGAA | Supply Duct Flange A | A | ✔ | ✔ |
| BAYSUPFLGBA | Supply Duct Flange B | B | ✔ | ✔ |
| BAYSUPFLGCA | Supply Duct Flange C | C | ✔ | ✔ |
| BAYRETFLGAA | Return Duct Flange A | A | ✔ | ✔ |
| BAYRETFLGBA | Return Duct Flange B | B | ✔ | ✔ |
| BAYRETFLGCA | Return Duct Flange C | C | ✔ | ✔ |
| BAYFLR1620A | Washable high velocity filter, 16" x 20" x 1" (10 filters) | A | ✔ | ✔ |
| BAYFLR2020A | Washable high velocity filter, 20" x 20" x 1" (10 filters) | B | ✔ | ✔ |
| BAYFLR2220A | Washable high velocity filter, 22" x 20" x 1" (10 filters) | C | ✔ | ✔ |
| TASB175SB②⑤ | Plenum Stand with Integrated Sound Baffle A | A | ✔ | ✔ |
| TASB215SB②⑤ | Plenum Stand with Integrated Sound Baffle B | B | ✔ | ✔ |
| TASB235SB②⑤ | Plenum Stand with Integrated Sound Baffle C | C | ✔ | ✔ |
| MTISRKIT1620② | Side Return Kit with 16"x20" Filter | A-C | ✔ | ✔ |
| BAYSRKIT100 | Side Return Kit | A-C | ✔ | ✔ |
| BAYFRKIT175 | Front Return Kit | A | ✔ | ✔ |
| BAYFRKIT210 | Front Return Kit | B | ✔ | ✔ |
| BAYFRKIT235 | Front Return Kit | C | ✔ | ✔ |
| TASSBK175②④⑥ | Sound Baffle Kit 17.5" Cabinet | A | ✔ | ✔ |
| TASSBK215②④⑥ | Sound Baffle Kit 21.5" Cabinet | B | ✔ | ✔ |
| TASSBK235②④⑥ | Sound Baffle Kit 23.5" Cabinet | C | ✔ | ✔ |
| BAYSPEKT200 | Single Power Entry Kit | | ✔ | ✔ |
| TAYBASETAMA | Downflow Sub-Base Kit | A-C | ✔ | ✔ |
| BAYICSKIT01 | Internal Condensate Switch Kit | | ✔ | ✔ |
| BAYHHKIT001 | Horizontal Hanger Kit | | ✔ | ✔ |
| BAYUVCLK001 | UVC Lights | | ✔ | ✔ |
| BAYLVKIT100 | Low Voltage Conduit Entry Kit | | ✔ | ✔ |
| BAYAHEMIKIT001 | Air handler Electronic Noise Kit used on Variable Speed Blower Motor | | ✔ | ✔ |
| BAYBAFKT175A ⑦ | Sound Baffle Kit 17.5" Cabinet | A | ✔ | ✔ |
| BAYBAFKT215A ⑦ | Sound Baffle Kit 21.5" Cabinet | B | ✔ | ✔ |
| BAYBAFKT235A ⑦ | Sound Baffle Kit 23.5" Cabinet | C | ✔ | ✔ |
| BAYINSKT175A | Sound Insulation Kit 17.5" Cabinet | A | ✔ | ✔ |
| BAYINSKT215A | Sound Insulation Kit 21.5" Cabinet | B | ✔ | ✔ |
| BAYINSKT235A | Sound Insulation Kit 23.5" Cabinet | C | ✔ | ✔ |
| BAYCNDPIP01A | 3/4" PVC Threaded Pipe Kit with foam seal (10 kits) | | ✔ | ✔ |

BIASING OUT

① A Cabinet is 17.5" wide, B Cabinet is 21.5" wide, C Cabinet is 23.5" wide.
② Contact your distributor for information.
③ TCONT900 Thermostat can not be used with Hydronic heating.
④ In return plenum applications, use TASSBK kits for sound reduction.
⑤ In open air applications, Plenum Stand with Sound Baffle provides sound reduction.
⑥ Mounts to TASB original plenum stands without integrated sound baffle.
⑦ Mounts inside air filter channel on air handler.

# Series 4 Multi-Position Air Handlers Single Phase 1½-5 Tons

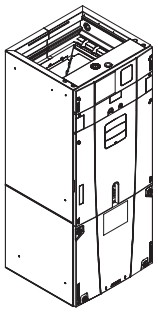

**Table AH-6-A — Multi-Speed PSC Motor 200-230/1/60, Epoxy Coated Coil**

| Unit Model No. | Cooling Capacity (Btuh) | Dimensions (in.) H x W x D | Shipping Weight (lbs.) | Supply Opening | Return Opening | Filter Sizes | Line Size Gas | Line Size Liquid |
|---|---|---|---|---|---|---|---|---|
| TAM4A0A18S11ED | 18000 | 49.9 x 17.5 x 21.8 | 123 | 14.5 x 14.35 | 14.5 x 17.15 | 16 x 20 x 1 | 3/4 | 3/8 |
| TAM4A0A24S21ED | 24000 | 49.9 x 17.5 x 21.8 | 126 | 14.5 x 14.35 | 14.5 x 17.15 | 16 x 20 x 1 | 3/4 | 3/8 |
| TAM4A0A30S21ED | 30000 | 49.9 x 17.5 x 21.8 | 127 | 14.5 x 14.35 | 14.5 x 17.15 | 16 x 20 x 1 | 7/8 | 3/8 |
| TAM4A0A36S31ED | 36000 | 49.9 x 17.5 x 21.8 | 130 | 14.5 x 14.35 | 14.5 x 17.15 | 16 x 20 x 1 | 7/8 | 3/8 |
| TAM4A0B42S31ED | 42000 | 55.7 x 21.3 x 21.8 | 144 | 18.4 x 14.35 | 18.4 x 17.15 | 20 x 20 x 1 | 7/8 | 3/8 |
| TAM4A0C48S41ED | 48000 | 56.9 x 23.5 x 21.8 | 155 | 20.5 x 14.35 | 20.5 x 17.15 | 20 x 20 x 1 | 7/8 | 3/8 |
| TAM4A0C60S51ED① | 60000 | 61.7 x 23.5 x 21.8 | 171 | 20.5 x 14.35 | 20.5 x 17.15 | 22 x 20 x 1 | 7/8 | 3/8 |

① High efficiency ECM motor.

| **Table AH-6-B — Features** | **TAM4 1 1/2-5** |
|---|---|
| • Unique cabinet design | ✔ |
| – 2% or less air leakage | ✔ |
| – Precision applied - durable door seals | ✔ |
| – Specially designed air seal around refrigerant, condensate and conduit connections | ✔ |
| – Double wall foamed cabinet system | ✔ |
| – ≥ R-4.2 insulating value (Avg. Insulating Value R-8.2) | ✔ |
| – No loose fiber design | ✔ |
| – Smooth cleanable interior design | ✔ |
| – Sweat eliminating design | ✔ |
| – Composite cabinet doors | ✔ |
| – Water proof cabinet design | ✔ |
| – Integrated horizontal drain pans | ✔ |
| – Modular cabinet | ✔ |
| • Multi-position up/down flow horizontal left/right | ✔ |
| • Side return option (sold as accessory) | ✔ |
| • Alert code notification | ✔ |
| • Low voltage pigtail connections | ✔ |
| • **Vortica®** blower with polarized plug connections and integrated slide deck for easy removal | ✔ |
| • Aluminum coil with integrated slide deck for easy removal and polarized plug connections on coil EEV | ✔ |
| • Enhanced coil fin patented | ✔ |
| • Epoxy coated coil | ✔ |
| • Electronic Expansion Valve (EEV) with low ambient and low superheat compressor protection | ✔ |
| • Dual refrigerant compatible as shipped | ✔ |
| • Slide in electric heaters with polarized plug connections (sold as accessory) | ✔ |
| • UVC light kit with safety switch and polarized plug connections (sold as accessory) | ✔ |
| • Labeled panels and connections | ✔ |
| • Molded in 1" standard filter rail | ✔ |
| • PSC 3 speed motor | 1½-4 |
| • Direct drive, multi speed ECM blower motor - Constant torque ECM (electronically commutated motor) | 5 |
| • Maximum width of 23.5" | ✔ |
| • Compact 20.8" depth with doors removed | ✔ |
| • Fused 24v power | ✔ |
| • Safety door switch | ✔ |
| • **5-year base limited warranty** | ✔ |
| • **10-year registered limited warranty** | ✔ |
| • **Optional extended warranty available** | ✔ |

# Series 4 Multi-Position Air Handlers Single Phase 1½-5 Tons

**Table AH-7-A — Optional Accessories**

| Model Number | Description | Matches Cabinet Size(s)① | TAM4 |
|---|---|---|---|
| BAYSUPFLGAA | Supply Duct Flange A | A | ✔ |
| BAYSUPFLGBA | Supply Duct Flange B | B | ✔ |
| BAYSUPFLGCA | Supply Duct Flange C | C | ✔ |
| BAYRETFLGAA | Return Duct Flange A | A | ✔ |
| BAYRETFLGBA | Return Duct Flange B | B | ✔ |
| BAYRETFLGCA | Return Duct Flange C | C | ✔ |
| BAYFLR1620A | Washable high velocity filter, 16" x 20" x 1" (10 filters) | A | ✔ |
| BAYFLR2020A | Washable high velocity filter, 20" x 20" x 1" (10 filters) | B | ✔ |
| BAYFLR2220A | Washable high velocity filter, 22" x 20" x 1" (10 filters) | C | ✔ |
| TASB175SB②④ | Plenum Stand with Integrated Sound Baffle A | A | ✔ |
| TASB215SB②④ | Plenum Stand with Integrated Sound Baffle B | B | ✔ |
| TASB235SB②④ | Plenum Stand with Integrated Sound Baffle C | C | ✔ |
| MTISRKIT1620② | Side Return Kit with 16"x20" Filter | A-C | ✔ |
| TASSBK175②③⑤ | Sound Baffle Kit 17.5" Cabinet | A | ✔ |
| TASSBK215②③⑤ | Sound Baffle Kit 21.5" Cabinet | B | ✔ |
| TASSBK235②③⑤ | Sound Baffle Kit 23.5" Cabinet | C | ✔ |
| BAYSPEKT200 | Single Power Entry Kit | | ✔ |
| BAYSRKIT100 | Side Return Kit | A-C | ✔ |
| BAYFRKIT175 | Front Return Kit | A | ✔ |
| BAYFRKIT210 | Front Return Kit | B | ✔ |
| BAYFRKIT235 | Front Return Kit | C | ✔ |
| BAYICSKIT01 | Internal Condensate Switch Kit | | ✔ |
| BAYHHKIT001 | Horizontal Hanger Kit | | ✔ |
| BAYUVCLK001 | UVC Lights | | ✔ |
| BAYLVKIT100A | Low Voltage Conduit Entry Kit | | ✔ |
| BAYAHEMIKIT001 | Air handler Electronic Noise Kit used on Variable Speed Blower Motor | | ✔ |
| BAYBAFKT175A ⑥ | Sound Baffle Kit 17.5" Cabinet | A | ✔ |
| BAYBAFKT215A ⑥ | Sound Baffle Kit 21.5" Cabinet | B | ✔ |
| BAYBAFKT235A ⑥ | Sound Baffle Kit 23.5" Cabinet | C | ✔ |
| BAYINSKT175A | Sound Insulation Kit 17.5" Cabinet | A | ✔ |
| BAYINSKT215A | Sound Insulation Kit 21.5" Cabinet | B | ✔ |
| BAYINSKT235A | Sound Insulation Kit 23.5" Cabinet | C | ✔ |
| BAYCNDPIP01A | 3/4" PVC Threaded Pipe Kit with foam seal (10 kits) | | ✔ |

① A Cabinet is 17.5" wide, B Cabinet is 21.5" wide, C Cabinet is 23.5" wide.
② Contact your distributor for information.
③ In return plenum applications, use TASSBK kits for sound reduction.
④ In open air applications, Plenum Stand with Sound Baffle provides sound reduction.
⑤ Mounts to TASB original plenum stands without integrated sound baffle.
⑥ Mounts inside air filter channel on air handler.

# Series 5 Multi-Position Air Handlers Single Phase 1½-5 Tons

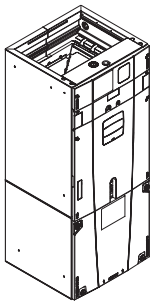

**Table AH-8-A — Multi-Speed High Efficiency Motor 200-230/1/60, Epoxy Coated Coil**

| Unit Model No. | Cooling Capacity (Btuh) | Dimensions (in.) H x W x D | Shipping Weight (lbs.) | Supply Opening | Return Opening | Filter Sizes | Line Size Gas | Line Size Liquid |
|---|---|---|---|---|---|---|---|---|
| GAM5B0A18M11EA | 18000 | 49.9 x 17.5 x 21.8 | 126 | 14.5 x 14.35 | 14.5 x 17.15 | 16 x 20 x 1 | 3/4 | 3/8 |
| GAM5B0A24M21EA | 24000 | 49.9 x 17.5 x 21.8 | 126 | 14.5 x 14.35 | 14.5 x 17.15 | 16 x 20 x 1 | 3/4 | 3/8 |
| GAM5B0B30M21EA | 30000 | 51.5 x 21.3 x 21.8 | 140 | 18.4 x 14.35 | 18.4 x 17.15 | 20 x 20 x 1 | 3/4 | 3/8 |
| GAM5B0B36M31EA | 36000 | 55.7 x 21.3 x 21.8 | 150 | 18.4 x 14.35 | 18.4 x 17.15 | 20 x 20 x 1 | 7/8 | 3/8 |
| GAM5B0C42M31EA | 42000 | 56.9 x 23.5 x 21.8 | 163 | 20.5 x 14.35 | 20.5 x 17.15 | 22 x 20 x 1 | 7/8 | 3/8 |
| GAM5B0C48M41EA | 48000 | 61.7 x 23.5 x 21.8 | 176 | 20.5 x 14.35 | 20.5 x 17.15 | 22 x 20 x 1 | 7/8 | 3/8 |
| GAM5B0C60M51EA | 60000 | 61.7 x 23.5 x 21.8 | 180 | 20.5 x 14.35 | 20.5 x 17.15 | 22 x 20 x 1 | 7/8 | 3/8 |

| **Table AH-8-B — Features** | **GAM5 1 1/2-5** |
|---|---|
| • Unique cabinet design | ✔ |
| – 2% or less air leakage | ✔ |
| – Precision applied - durable door seals | ✔ |
| – Specially designed air seal around refrigerant, condensate and conduit connections | ✔ |
| – Double wall foamed cabinet system | ✔ |
| – ≥ R-4.2 insulating value (Avg. Insulating Value R-8.2) | ✔ |
| – No loose fiber design | ✔ |
| – Smooth cleanable interior design | ✔ |
| – Sweat eliminating design | ✔ |
| – Composite cabinet doors | ✔ |
| – Water proof cabinet design | ✔ |
| – Integrated horizontal drain pans | ✔ |
| – Modular cabinet | ✔ |
| • Multi-position up/down flow horizontal left/right | ✔ |
| • Side return option (sold as accessory) | ✔ |
| • Low voltage pigtail connections | ✔ |
| • **Vortica®** blower with polarized plug connections and integrated slide deck for easy removal | ✔ |
| • Aluminum coil with integrated slide deck for easy removal | ✔ |
| • Patented enhanced coil fin | ✔ |
| • Epoxy coated coil | ✔ |
| • R-410A TXV | ✔ |
| • Slide in electric heaters with polarized plug connections (sold as accessory) | ✔ |
| • UVC light kit with safety switch and polarized plug connections (sold as accessory) | ✔ |
| • Labeled panels and connections | ✔ |
| • Molded in 1" standard filter rail | ✔ |
| • Direct drive, multi speed ECM blower motor - Constant torque ECM (electronically commutated motor) | ✔ |
| • Maximum width of 23.5" | ✔ |
| • Compact 20.8" depth with doors removed | ✔ |
| • Fused 24v power | ✔ |
| • Safety door switch | ✔ |
| • **5-year base limited warranty** | ✔ |
| • **10-year registered limited warranty** | ✔ |
| • **Optional extended warranty available** | ✔ |



For complete equipment / combination selections, installation instructions and warranty information, please refer to Product Data/Ratings and/or Installers Guides and Limited Warranty Handbooks.



Effective 1/1/18
14-1011-35

# Series 5 Multi-Position Air Handlers Single Phase 1½-5 Tons

**Table AH-9-A — Optional Accessories**

| Model Number | Description | Matches Cabinet Size(s)① | GAM5 |
|---|---|---|---|
| BAYWAAA05SC1AA | Hydronic Heater, 40,000 BTUH, Nominal, Slide-in, No Control | A | ✔ |
| BAYWABB07SC1AA | Hydronic Heater, 50,000 BTUH, Nominal, Slide-in, No Control | B | ✔ |
| BAYWACC08SC1AA | Hydronic Heater, 65,000 BTUH, Nominal, Slide-in, No Control | C | ✔ |
| BAYWACC11SC1AA | Hydronic Heater, 100,000 BTUH, Nominal, Slide-in, No Control | C | ✔ |
| BAYSUPFLGAA | Supply Duct Flange A | A | ✔ |
| BAYSUPFLGBA | Supply Duct Flange B | B | ✔ |
| BAYSUPFLGCA | Supply Duct Flange C | C | ✔ |
| BAYRETFLGAA | Return Duct Flange A | A | ✔ |
| BAYRETFLGBA | Return Duct Flange B | B | ✔ |
| BAYRETFLGCA | Return Duct Flange C | C | ✔ |
| BAYFLR1620A | Washable high velocity filter, 16" x 20" x 1" (10 filters) | A | ✔ |
| BAYFLR2020A | Washable high velocity filter, 20" x 20" x 1" (10 filters) | B | ✔ |
| BAYFLR2220A | Washable high velocity filter, 22" x 20" x 1" (10 filters) | C | ✔ |
| TASB175SB②④ | Plenum Stand with Integrated Sound Baffle A | A | ✔ |
| TASB215SB②④ | Plenum Stand with Integrated Sound Baffle B | B | ✔ |
| TASB235SB②④ | Plenum Stand with Integrated Sound Baffle C | C | ✔ |
| MTISRKIT1620② | Side Return Kit with 16"x20" Filter | A-C | ✔ |
| TASSBK175②③⑤ | Sound Baffle Kit 17.5" Cabinet | A | ✔ |
| TASSBK215②③⑤ | Sound Baffle Kit 21.5" Cabinet | B | ✔ |
| TASSBK235②③⑤ | Sound Baffle Kit 23.5" Cabinet | C | ✔ |
| BAYSPEKT200 | Single Power Entry Kit | | ✔ |
| BAYSRKIT100 | Side Return Kit | A-C | ✔ |
| BAYFRKIT175 | Front Return Kit | A | ✔ |
| BAYFRKIT210 | Front Return Kit | B | ✔ |
| BAYFRKIT235 | Front Return Kit | C | ✔ |
| BAYHHKIT001 | Horizontal Hanger Kit | | ✔ |
| BAYUVCLK001 | UVC Lights | | ✔ |
| BAYLVKIT100A | Low Voltage Conduit Entry Kit | | ✔ |
| BAYAHEMIKIT001 | Air handler Electronic Noise Kit used on Variable Speed Blower Motor | | ✔ |
| BAYBAFKT175A | Baffle Kit 17.5" Cabinet | A | ✔ |
| BAYBAFKT215A | Baffle Kit 21.5" Cabinet | B | ✔ |
| BAYBAFKT235A | Baffle Kit 23.5" Cabinet | C | ✔ |
| BAYINSKT175A⑥ | Sound Insulation Kit 17.5" Cabinet | A | ✔ |
| BAYINSKT215A⑥ | Sound Insulation Kit 21.5" Cabinet | B | ✔ |
| BAYINSKT235A⑥ | Sound Insulation Kit 23.5" Cabinet | C | ✔ |
| BAYCNDPIP01A | 3/4" PVC Threaded Pipe Kit with foam seal (10 kits) | | ✔ |

| Model Number | Description | GAM5B |
|---|---|---|
| BAYATXV1836A | R-22 TXV conversion kit | 1½-2 |
| BAYATXV4248A | R-22 TXV conversion kit | 2½-3½ |
| BAYATXV6060A | R-22 TXV conversion kit | 4-5 |

① A Cabinet is 17.5" wide, B Cabinet is 21.5" wide, C Cabinet is 23.5" wide.
② Contact your distributor for information.
③ In return plenum applications, use TASSBK kits for sound reduction.
④ In open air applications, Plenum Stand with Sound Baffle provides sound reduction.
⑤ Mounts to TASB original plenum stands without integrated sound baffle.
⑥ Mounts inside air filter channel on air handler.

# Series 2 Split System Air Handlers Single Phase 1½-3 Tons

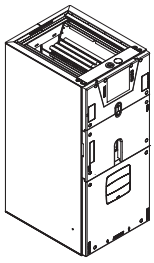

**Table AH-10-A — Multi-Speed PSC Motor 200-230/1/60, Epoxy Coated Coil**

| Unit Model No. | Cooling Capacity (Btuh) | Dimensions (in.) H x W x D | Shipping Weight (lbs.) | Supply Opening | Return Opening | Filter Sizes | Line Size Gas | Line Size Liquid |
|---|---|---|---|---|---|---|---|---|
| GAF2A0A18S11EE | 18000 | 39.5 x 17.5 x 21.8 | 117 | 14.5 x 16.75 | 14.5 x 17.8 | N/A | 3/4 | 3/8 |
| GAF2A0A24S21EE | 24000 | 39.5 x 17.5 x 21.8 | 120 | 14.5 x 16.75 | 14.5 x 17.8 | N/A | 3/4 | 3/8 |
| GAF2A0A30S21EE | 30000 | 39.5 x 17.5 x 21.8 | 121 | 14.5 x 16.75 | 14.5 x 17.8 | N/A | 3/4 | 3/8 |
| GAF2A0A36S31EE | 36000 | 39.5 x 17.5 x 21.8 | 122 | 14.5 x 16.75 | 14.5 x 17.8 | N/A | 3/4 | 3/8 |

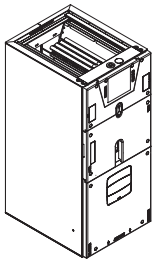

**Table AH-10-B — Multi-Speed High Efficiency ECM Motor 200-230/1/60, Epoxy Coated Coil**

| Unit Model No. | Cooling Capacity (Btuh) | Dimensions (in.) H x W x D | Shipping Weight (lbs.) | Supply Opening | Return Opening | Filter Sizes | Line Size Gas | Line Size Liquid |
|---|---|---|---|---|---|---|---|---|
| GAF2A0A36M31EC | 36000 | 39.5 x 17.5 x 21.8 | 118 | 14.5 x 14.35 | 14.5 x 17.15 | N/A | 3/4 | 3/8 |

① High efficiency ECM Motor

| Table AH-10-C — Features | GAF2 1 1/2-3 |
|---|---|
| • Unique cabinet design | ✔ |
| – 2% or less air leakage | ✔ |
| – Precision applied - durable door seals | ✔ |
| – Specially designed air seal around refrigerant, condensate and conduit connections | ✔ |
| – Double wall foamed cabinet system | ✔ |
| – ≥ R-4.2 insulating value (Avg. Insulating Value R-8.2) | ✔ |
| – No loose fiber design | ✔ |
| – Smooth cleanable interior design | ✔ |
| – Sweat eliminating design | ✔ |
| – Composite cabinet doors | ✔ |
| – Water proof cabinet design | ✔ |
| – Integrated horizontal drain pans | ✔ |
| • 3 way conversion up flow/horizontal left/right | ✔ |
| • Front return option | ✔ |
| • Low voltage pigtail connections | ✔ |
| • **Vortica®** blower with polarized plug connections and integrated slide deck for easy removal | ✔ |
| • Aluminum coil with integrated slide deck for easy removal and polarized plug connections on coil EEV (GAF2A0A36M31) | 3 |
| • Patented enhanced coil fin | ✔ |
| • Epoxy coated coil | ✔ |
| • R-410A TXV | ✔ |
| • Labeled panels and connections | ✔ |
| • PSC 3 speed motor | ✔ |
| • Direct drive, multi speed ECM blower motor - Constant torque ECM (electronically commutated motor) (GAF2A0A36M31) | 3 |
| • Maximum width of 23.5" | ✔ |
| • Compact 20.8" depth with doors removed | ✔ |
| • Fused 24v power | ✔ |
| • **5-year base limited warranty** | ✔ |
| • **10-year registered limited warranty** | ✔ |
| • **Optional extended warranty available** | ✔ |

# Series 2 Split System Air Handlers Single Phase 1½-3 Tons

**Table AH-11-A — Optional Accessories**

| Model Number | Description | GAF2 ① |
|---|---|---|
| BAYATXV1836 | R-22 TXV conversion kit 1-1/2 to 3 ton | ✔ |
| BAYBRFBX100 | Bottom Return Filter Box | ✔ |
| BAYFRKIT100 | Front Return Kit | ✔ |
| BAYICSKIT01 | Internal Condensate Switch Kit (GAF2A0A36M311SA) | 3 |
| BAYLVKIT100 | Low Voltage Conduit Entry Kit | ✔ |
| BAYRETFLGAA | Return Duct Flange A, A1 | ✔ |
| BAYSFSCABAA | Supply Duct Flange A1 | ✔ |
| BAYAHEMIKIT001 | Air handler Electronic Noise Kit used on Variable Speed Blower Motor | ✔ |
| BAYSRKIT100 | Side Return Kit | ✔ |
| BAYWMKIT001 | Wall Mount Kit | ✔ |
| TASB175SB②④ | Plenum Stand with Integrated Sound Baffle A | ✔ |
| MTISRKIT1620② | Side Return Kit with 16"x20" Filter | ✔ |
| TASSBK175②③ | Sound Baffle Kit 17.5" Cabinet (mounts to TASB plenum stands) | ✔ |
| BAYECPDKIT1 | Pull disconnect kit | ✔ |
| BAYBAFKT175A | Baffle Kit 17.5" Cabinet (mounts in air handler filter channel) | ✔ |
| BAYINSKT175A | Sound Insulation Kit 17.5" Cabinet | ✔ |
| BAYCNDPIP01A | 3/4" PVC Threaded Pipe Kit with foam seal (10 kits) | ✔ |

① The A1 one-piece 17.5" wide cabinet is used on the GAF2 air handlers only.
② Contact your distributor for information.
③ In return plenum applications, use TASSBK kits for sound reduction.
④ In open air applications, Plenum Stand with Sound Baffle provides sound reduction.

# Heaters for Multi-Position Air Handlers

### Table AH-12-A — BAYEA — Heater, Standard, for Series, 9, Series 4, and Series 5 Air Handlers

| Heater Model Number | Capacity @ 240 Volts kW | Capacity @ 240 Volts BTUH | Capacity @ 208 Volts kW | Capacity @ 208 Volts BTUH | Rated Voltage | Control Stages | Number of Heater Racks | Number of Circuits | Heater Amps per Circuit 208 Volts | Heater Amps per Circuit 240Volt | Contains Circuit Breakers |
|---|---|---|---|---|---|---|---|---|---|---|---|
| BAYEAAC04BK1BA | 3.84 | 13100 | 2.88 | 9800 | 208/240/1/60 | 1 | 1 | 1 | 13.8 | 16 | Yes |
| BAYEAAC04LG1BA | 3.84 | 13100 | 2.88 | 9800 | 208/240/1/60 | 1 | 1 | 1 | 13.8 | 16 | No |
| BAYEAAC05BK1BA | 4.80 | 16400 | 3.60 | 12300 | 208/240/1/60 | 1 | 1 | 1 | 17.3 | 20 | Yes |
| BAYEAAC05LG1BA | 4.80 | 16400 | 3.60 | 12300 | 208/240/1/60 | 1 | 1 | 1 | 17.3 | 20 | No |
| BAYEAAC08BK1BA | 7.68 | 26200 | 5.76 | 19700 | 208/240/1/60 | 2 | 2 | 1 | 27.7 | 32 | Yes |
| BAYEAAC08LG1BA | 7.68 | 26200 | 5.76 | 19700 | 208/240/1/60 | 2 | 2 | 1 | 27.7 | 32 | No |
| BAYEAAC10BK1BA | 9.60 | 32800 | 7.20 | 24600 | 208/240/1/60 | 2 | 2 | 1 | 34.6 | 40 | Yes |
| BAYEAAC10LG1BA | 9.60 | 32800 | 7.20 | 24600 | 208/240/1/60 | 2 | 2 | 1 | 34.6 | 40 | No |
| BAYEABC15BK1BA | 14.40 | 49200 | 10.80 | 36900 | 208/240/1/60 | 3 | 3 | 2 | 34.6/17.3 | 40/20 | Yes |
| BAYEABC20BK1BA | 19.20 | 65600 | 14.40 | 49200 | 208/240/1/60 | 3 | 4 | 2 | 34.6/34.6 | 40/40 | Yes |
| BAYEACC25BK1BA | 24.00 | 82000 | 18.00 | 61500 | 208/240/1/60 | 3 | 5 | 3 | 34.6/34.6/17.3 | 40/40/20 | Yes |

### Table AH-12-B — BAYEV — Heater, Standard, for Series 7 Air Handlers

| Heater Model Number | Capacity @ 240 Volts kW | Capacity @ 240 Volts BTUH | Capacity @ 208 Volts kW | Capacity @ 208 Volts BTUH | Rated Voltage | Control Stages | Number of Heater Racks | Number of Circuits | Heater Amps per Circuit 208 Volts | Heater Amps per Circuit 240Volt | Contains Circuit Breakers |
|---|---|---|---|---|---|---|---|---|---|---|---|
| BAYEVAC04BK1BA | 3.84 | 13100 | 2.88 | 9800 | 208/240/1/60 | 1 | 1 | 1 | 13.8 | 16 | Yes |
| BAYEVAC04LG1BA | 3.84 | 13100 | 2.88 | 9800 | 208/240/1/60 | 1 | 1 | 1 | 13.8 | 16 | No |
| BAYEVAC05BK1BA | 4.80 | 16400 | 3.60 | 12300 | 208/240/1/60 | 1 | 1 | 1 | 17.3 | 20 | Yes |
| BAYEVAC05LG1BA | 4.80 | 16400 | 3.60 | 12300 | 208/240/1/60 | 1 | 1 | 1 | 17.3 | 20 | No |
| BAYEVAC08BK1BA | 7.68 | 26200 | 5.76 | 19700 | 208/240/1/60 | 2 | 2 | 1 | 27.7 | 32 | Yes |
| BAYEVAC08LG1BA | 7.68 | 26200 | 5.76 | 19700 | 208/240/1/60 | 2 | 2 | 1 | 27.7 | 32 | No |
| BAYEVAC10BK1BA | 9.60 | 32800 | 7.20 | 24600 | 208/240/1/60 | 2 | 2 | 1 | 34.6 | 40 | Yes |
| BAYEVAC10LG1BA | 9.60 | 32800 | 7.20 | 24600 | 208/240/1/60 | 2 | 2 | 1 | 34.6 | 40 | No |
| BAYEVBC15BK1BA | 14.40 | 49200 | 10.80 | 36900 | 208/240/1/60 | 3 | 3 | 2 | 34.6/17.3 | 40/20 | Yes |
| BAYEVBC20BK1BA | 19.20 | 65600 | 14.40 | 49200 | 208/240/1/60 | 3 | 4 | 2 | 34.6/34.6 | 40/40 | Yes |
| BAYEVCC25BK1BA | 24.00 | 82000 | 18.00 | 61500 | 208/240/1/60 | 3 | 5 | 3 | 34.6/34.6/17.3 | 40/40/20 | Yes |

BK = Contains circuit breakers
LG = Contains lug connections

PHASING OUT

### Table AH-12-C — BAYEC — Heater, Compact, with Lugs, for GAF2 Air Handlers

| Heater Model Number | Capacity @ 240 Volts kW | Capacity @ 240 Volts BTUH | Capacity @ 208 Volts kW | Capacity @ 208 Volts BTUH | Rated Voltage | Control Stages | Number of Heater Racks | Number of Circuits | Heater Amps per Circuit 208 Volts | Heater Amps per Circuit 240Volt | Contains Circuit Breakers |
|---|---|---|---|---|---|---|---|---|---|---|---|
| BAYECAA05LG1BA | 4.80 | 16400 | 3.60 | 12300 | 208/240/1/60 | 1 | 1 | 1 | 17.3 | 20 | No |
| BAYECAA08LG1BA | 7.68 | 26200 | 5.76 | 19700 | 208/240/1/60 | 2 | 2 | 1 | 27.7 | 32 | No |
| BAYECAA10LG1BA | 9.60 | 32800 | 7.20 | 24600 | 208/240/1/60 | 2 | 2 | 1 | 34.6 | 40 | No |

BAYECPDKIT1 - Optional pull disconnect used with BAYEC heaters only

### Table AH-12-D — BAYEA — Heater, 3-Phase, for Series 9, Series 4, and Series 5 Air Handlers ①

| Heater Model Number | Capacity @ 240 Volts kW | Capacity @ 240 Volts BTUH | Capacity @ 208 Volts kW | Capacity @ 208 Volts BTUH | Rated Voltage | Control Stages | Number of Heater Racks | Number of Circuits | Heater Amps per Circuit 208 Volts | Heater Amps per Circuit 240Volt | Contains Circuit Breakers |
|---|---|---|---|---|---|---|---|---|---|---|---|
| BAYEAAC10LG3BA | 9.60 | 32800 | 7.20 | 24600 | 208/240/3/60 | 1 | 3 | 1 | 20.0 | 23.1 | No |
| BAYEABC15LG3BA | 14.40 | 49200 | 10.80 | 36900 | 208/240/3/60 | 1 | 3 | 1 | 30.0 | 34.6 | No |

① 3-Phase - W1, W2, W3 must be jumpered at low voltage connector

### Table AH-12-E — BAYEV — Heater, 3-Phase, for Series 7 Air Handlers

| Heater Model Number | Capacity @ 240 Volts kW | Capacity @ 240 Volts BTUH | Capacity @ 208 Volts kW | Capacity @ 208 Volts BTUH | Rated Voltage | Control Stages | Number of Heater Racks | Number of Circuits | Heater Amps per Circuit 208 Volts | Heater Amps per Circuit 240Volt | Contains Circuit Breakers |
|---|---|---|---|---|---|---|---|---|---|---|---|
| BAYEVAC10LG3BA | 9.60 | 32800 | 7.20 | 24600 | 208/240/3/60 | 1 | 3 | 1 | 20.0 | 23.1 | No |
| BAYEVBC15LG3BA | 14.40 | 49200 | 10.80 | 36900 | 208/240/3/60 | 1 | 3 | 1 | 30.0 | 34.6 | No |

PHASING OUT

# Heaters for Multi-Position Air Handlers

**Table AH-13-A — Air Handler/Heater Matrix**

| AIR HANDLER | HEATER MODEL NUMBER BAYEA- | | | | | | | | | | |
|---|---|---|---|---|---|---|---|---|---|---|---|
| MODEL NUMBER | AC04BK1BA 3.84 Kw BK | AC04LG1BA 3.84 Kw LG | AC05BK1BA 4.80 Kw BK | AC05LG1BA 4.80 Kw LG | AC08BK1BA 7.68 Kw BK | AC08LG1BA 7.68 Kw LG | AC10BK1BA 9.60 Kw BK | AC10LG1BA 9.60 Kw LG | BC15BK1BA 14.40 Kw BK | BC20BK1BA 19.20 Kw BK | CC25BK1BA 24.00 Kw BK |
| TAM9A0A24V21 | Y | Y | Y | Y | Y | Y | Y | Y | — | — | — |
| TAM9A0B30V31 | Y | Y | Y | Y | Y | Y | Y | Y | Y | — | — |
| TAM9A0C36V31 | Y | Y | Y | Y | Y | Y | Y | Y | Y | Y | — |
| TAM9A0C42V41 | Y | Y | Y | Y | Y | Y | Y | Y | Y | Y | — |
| TAM9A0C48V41 | Y | Y | Y | Y | Y | Y | Y | Y | Y | Y | Y |
| TAM9A0C60V51 | Y | Y | Y | Y | Y | Y | Y | Y | Y | Y | Y |
| | | | | | | | | | | | |
| GAM5B0A18M11 | Y | Y | Y | Y | Y | Y | Y | Y | — | — | — |
| GAM5B0A24M21 | Y | Y | Y | Y | Y | Y | Y | Y | — | — | — |
| GAM5B0B30M21 | Y | Y | Y | Y | Y | Y | Y | Y | Y | — | — |
| GAM5B0B36M31 | Y | Y | Y | Y | Y | Y | Y | Y | Y | — | — |
| GAM5B0C42M31 | Y | Y | Y | Y | Y | Y | Y | Y | Y | — | — |
| GAM5B0C48M41 | Y | Y | Y | Y | Y | Y | Y | Y | Y | Y | Y |
| GAM5B0C60M51 | Y | Y | Y | Y | Y | Y | Y | Y | Y | Y | Y |
| | | | | | | | | | | | |
| TAM4A0A18S11 | Y | Y | Y | Y | Y | Y | Y | Y | — | — | — |
| TAM4A0A24S21 | Y | Y | Y | Y | Y | Y | Y | Y | — | — | — |
| TAM4A0A30S21 | Y | Y | Y | Y | Y | Y | Y | Y | Y | — | — |
| TAM4A0A36S31 | Y | Y | Y | Y | Y | Y | Y | Y | Y | — | — |
| TAM4A0B42S31 | Y | Y | Y | Y | Y | Y | Y | Y | Y | Y | — |
| TAM4A0C48S41 | Y | Y | Y | Y | Y | Y | Y | Y | Y | Y | Y |
| TAM4A0C60S51 | Y | Y | Y | Y | Y | Y | Y | Y | Y | Y | Y |
| HEATER MODEL NUMBER BAYEV- | | | | | | | | | | | |
| TAM7A0A24H21 | Y | Y | Y | Y | Y | Y | Y | Y | — | — | — |
| TAM7A0B30H21 | Y | Y | Y | Y | Y | Y | Y | Y | Y | — | — |
| TAM7A0C36H31 | Y | Y | Y | Y | Y | Y | Y | Y | Y | Y | — |
| TAM7A0C42H31 | Y | Y | Y | Y | Y | Y | Y | Y | Y | Y | — |
| TAM7A0C48H41 | Y | Y | Y | Y | Y | Y | Y | Y | Y | Y | Y |
| TAM7B0C60H51 | Y | Y | Y | Y | Y | Y | Y | Y | Y | Y | Y |

PHASING OUT

BK = Contains circuit breakers
LG = Contains lug connections

**Table AH-13-B — Air Handler/Heater Matrix (continued)**

| AIR HANDLER | 3 PHASE HEATER MODEL NUMBER BAYEA- | |
|---|---|---|
| MODEL NUMBER | AC10LG3BA 9.60 Kw LG | BC15LG3BA 9.60 Kw LG |
| TAM9A0A24V21 | Y | — |
| TAM9A0B30V31 | Y | Y |
| TAM9A0C36V31 | Y | Y |
| TAM9A0C42V41 | Y | Y |
| TAM9A0C48V41 | Y | Y |
| TAM9A0C60V51 | Y | Y |
| | | |
| GAM5B0A18M11 | Y | — |
| GAM5B0A24M21 | Y | — |
| GAM5B0B30M21 | Y | Y |
| GAM5B0B36M31 | Y | Y |
| GAM5B0C42M31 | Y | Y |
| GAM5B0C48M41 | Y | Y |
| GAM5B0C60M51 | Y | Y |
| | | |
| TAM4A0A18S11 | Y | — |
| TAM4A0A24S21 | Y | — |
| TAM4A0A30S21 | Y | Y |
| TAM4A0A36S31 | Y | Y |
| TAM4A0B42S31 | Y | Y |
| TAM4A0C48S41 | Y | Y |
| TAM4A0C60S51 | Y | Y |

| AIR HANDLER | HEATER MODEL NUMBER BAYEC- | | |
|---|---|---|---|
| MODEL NUMBER | AA05LG1BA 4.80 Kw BK | AA08LG1BA 7.68 Kw LG | AA10LG1BA 9.60 Kw LG |
| GAF2A0A18S11 | Y | Y | Y |
| GAF2A0A24S21 | Y | Y | Y |
| GAF2A0A30S21 | Y | Y | Y |
| GAF2A0A36M31 | Y | Y | Y |
| GAF2A0A36S31 | Y | Y | Y |
| GAF2A0A36S3A | Y | Y | Y |

| AIR HANDLER | 3 PHASE HEATER MODEL NUMBER BAYEV- | |
|---|---|---|
| MODEL NUMBER | AC10LG3BA 9.60 Kw LG | BC15LG3BA 14.4 Kw LG |
| TAM7A0A24H21 | Y | — |
| TAM7A0B30H21 | Y | Y |
| TAM7A0C36H31 | Y | Y |
| TAM7A0C42H31 | Y | Y |
| TAM7A0C48H41 | Y | Y |
| TAM7B0C60H51 | Y | Y |

PHASING OUT

For complete equipment / combination selections, installation instructions and warranty information, please refer to Product Data/Ratings and/or Installers Guides and Limited Warranty Handbooks.

BUILT TO A HIGHER STANDARD™

American Standard®
HEATING & AIR CONDITIONING

# TEM Split System Air Handlers Single Phase 1½-5 Tons

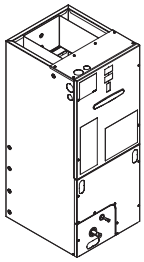

**Table AH-14-A — R-410A AccuLink™ II or 24V Variable Speed Air Handler 208-230/1/60**

| Unit Model No. | Cooling Capacity (Btuh) | Dimensions (in.) H x W x D | Shipping Weight (lbs.) | Supply Opening | Return Opening | Filter Sizes | Line Size Gas | Line Size Liquid |
|---|---|---|---|---|---|---|---|---|
| TEM8A0B24V21DA | 24000 | 46.75 x 18.5 x 21.13 | 126 | 16.5 x 12.15 | 16.75 x 18.75 | ① | 3/4 | 3/8 |
| TEM8A0B30V31DA | 30000 | 46.75 x 18.5 x 21.13 | 126 | 16.5 x 12.15 | 16.75 x 18.75 | ① | 3/4 | 3/8 |
| TEM8A0C36V31DA | 36000 | 51.27 x 23.5 x 21.13 | 155 | 21.5 x 12.15 | 21.75 x 18.75 | ① | 7/8 | 3/8 |
| TEM8A0C42V41DA | 42000 | 51.27 x 23.5 x 21.13 | 155 | 21.5 x 12.15 | 21.75 x 18.75 | ① | 7/8 | 3/8 |
| TEM8A0C48V41DA | 48000 | 55.75 x 23.5 x 21.13 | 185 | 21.5 x 12.15 | 21.75 x 18.75 | ① | 7/8 | 3/8 |
| TEM8A0D48V41DA | 48000 | 53.87 x 26.5 x 21.13 | 181 | 24.5 x 12.15 | 24.75 x 18.75 | ① | 7/8 | 3/8 |
| TEM8A0C60V51DA | 60000 | 55.75 x 23.5 x 21.13 | 185 | 21.5 x 12.15 | 21.75 x 18.75 | ① | 7/8 | 3/8 |
| TEM8A0D60V51DA | 60000 | 53.87 x 26.5 x 21.13 | 181 | 24.5 x 12.15 | 24.75 x 18.75 | ① | 7/8 | 3/8 |
| TEM8A0B24V21DB | 24000 | 46.75 x 18.5 x 21.13 | 126 | 16.5 x 12.15 | 16.75 x 18.75 | ① | 3/4 | 3/8 |
| TEM8A0B30V31DB | 30000 | 46.75 x 18.5 x 21.13 | 126 | 16.5 x 12.15 | 16.75 x 18.75 | ① | 3/4 | 3/8 |
| TEM8A0C36V31DB | 36000 | 51.27 x 23.5 x 21.13 | 155 | 21.5 x 12.15 | 21.75 x 18.75 | ① | 7/8 | 3/8 |
| TEM8A0C42V41DB | 42000 | 51.27 x 23.5 x 21.13 | 155 | 21.5 x 12.15 | 21.75 x 18.75 | ① | 7/8 | 3/8 |
| TEM8A0C48V41DB | 48000 | 55.75 x 23.5 x 21.13 | 185 | 21.5 x 12.15 | 21.75 x 18.75 | ① | 7/8 | 3/8 |
| TEM8A0D48V41DB | 48000 | 53.87 x 26.5 x 21.13 | 181 | 24.5 x 12.15 | 24.75 x 18.75 | ① | 7/8 | 3/8 |
| TEM8A0C60V51DB | 60000 | 55.75 x 23.5 x 21.13 | 185 | 21.5 x 12.15 | 21.75 x 18.75 | ① | 7/8 | 3/8 |
| TEM8A0D60V51DB | 60000 | 53.87 x 26.5 x 21.13 | 181 | 24.5 x 12.15 | 24.75 x 18.75 | ① | 7/8 | 3/8 |

① Filter not supplied. Remote filter required.

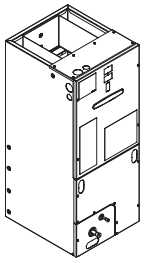

**Table AH-14-B — R-410A Convertible Variable Speed Air Handler 208-230/1/60**

| Unit Model No. | Cooling Capacity (Btuh) | Dimensions (in.) H x W x D | Shipping Weight (lbs.) | Supply Opening | Return Opening | Filter Sizes | Line Size Gas | Line Size Liquid |
|---|---|---|---|---|---|---|---|---|
| TEM6A0B24H21SA | 24000 | 46.75 x 18.5 x 21.13 | 126 | 16.5 x 12.15 | 16.75 x 18.75 | ① | 3/4 | 3/8 |
| TEM6A0B30H21SA | 30000 | 46.75 x 18.5 x 21.13 | 126 | 16.5 x 12.15 | 16.75 x 18.75 | ① | 3/4 | 3/8 |
| TEM6A0C36H31SA | 36000 | 51.27 x 23.5 x 21.13 | 155 | 21.5 x 12.15 | 21.75 x 18.75 | ① | 7/8 | 3/8 |
| TEM6A0C42H41SA | 42000 | 51.27 x 23.5 x 21.13 | 155 | 21.5 x 12.15 | 21.75 x 18.75 | ① | 7/8 | 3/8 |
| TEM6A0C48H41SA | 48000 | 55.75 x 23.5 x 21.13 | 185 | 21.5 x 12.15 | 21.75 x 18.75 | ① | 7/8 | 3/8 |
| TEM6A0D48H41SA | 48000 | 53.87 x 26.5 x 21.13 | 181 | 24.5 x 12.15 | 24.75 x 18.75 | ① | 7/8 | 3/8 |
| TEM6A0C60H51SA | 60000 | 55.75 x 23.5 x 21.13 | 185 | 21.5 x 12.15 | 21.75 x 18.75 | ① | 7/8 | 3/8 |
| TEM6A0D60H51SA | 60000 | 53.87 x 26.5 x 21.13 | 181 | 24.5 x 12.15 | 24.75 x 18.75 | ① | 7/8 | 3/8 |
| TEM6A0B24H21SB | 24000 | 46.75 x 18.5 x 21.13 | 126 | 16.5 x 12.15 | 16.75 x 18.75 | ① | 3/4 | 3/8 |
| TEM6A0B30H21SB | 30000 | 46.75 x 18.5 x 21.13 | 126 | 16.5 x 12.15 | 16.75 x 18.75 | ① | 3/4 | 3/8 |
| TEM6A0C36H31SB | 36000 | 51.27 x 23.5 x 21.13 | 155 | 21.5 x 12.15 | 21.75 x 18.75 | ① | 7/8 | 3/8 |
| TEM6A0C42H41SB | 42000 | 51.27 x 23.5 x 21.13 | 155 | 21.5 x 12.15 | 21.75 x 18.75 | ① | 7/8 | 3/8 |
| TEM6A0C48H41SB | 48000 | 55.75 x 23.5 x 21.13 | 185 | 21.5 x 12.15 | 21.75 x 18.75 | ① | 7/8 | 3/8 |
| TEM6A0D48H41SB | 48000 | 53.87 x 26.5 x 21.13 | 181 | 24.5 x 12.15 | 24.75 x 18.75 | ① | 7/8 | 3/8 |
| TEM6A0C60H51SB | 60000 | 55.75 x 23.5 x 21.13 | 185 | 21.5 x 12.15 | 21.75 x 18.75 | ① | 7/8 | 3/8 |
| TEM6A0D60H51SB | 60000 | 53.87 x 26.5 x 21.13 | 181 | 24.5 x 12.15 | 24.75 x 18.75 | ① | 7/8 | 3/8 |

① Filter not supplied. Remote filter required.

PREDECESSOR



For complete equipment / combination selections, installation instructions and warranty information, please refer to Product Data/Ratings and/or Installers Guides and Limited Warranty Handbooks.



Effective 1/1/18
14-1011-35

# TEM Split System Air Handlers Single Phase 1½-5 Tons

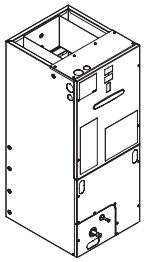

**Table AH-15-A — R-410A Convertible Air Handler 208-230/1/60**

| Unit Model No. | Cooling Capacity (Btuh) | Dimensions (in.) H x W x D | Shipping Weight (lbs.) | Supply Opening | Return Opening | Filter Sizes | Line Size Gas | Line Size Liquid |
|---|---|---|---|---|---|---|---|---|
| TEM4A0B18S21SA | 18000 | 45.02 x 18.5 x 21.13 | 116 | 16.5 x 12.15 | 16.75 x 18.75 | ① | 3/4 | 3/8 |
| TEM4A0B24S21SA | 24000 | 45.02 x 18.5 x 21.13 | 116 | 16.5 x 12.15 | 16.75 x 18.75 | ① | 3/4 | 3/8 |
| TEM4A0B30S31SA | 30000 | 45.02 x 18.5 x 21.13 | 116 | 16.5 x 12.15 | 16.75 x 18.75 | ① | 3/4 | 3/8 |
| TEM4A0C36S41SA | 36000 | 51.27 x 23.5 x 21.13 | 145 | 21.5 x 12.15 | 21.75 x 18.75 | ① | 7/8 | 3/8 |
| TEM4A0C42S41SA | 42000 | 51.27 x 23.5 x 21.13 | 145 | 21.5 x 12.15 | 21.75 x 18.75 | ① | 7/8 | 3/8 |
| TEM4A0C48S41SA | 48000 | 51.27 x 23.5 x 21.13 | 145 | 21.5 x 12.15 | 21.75 x 18.75 | ① | 7/8 | 3/8 |
| TEM4A0C60S51SA | 60000 | 51.27 x 23.5 x 21.13 | 145 | 21.5 x 12.15 | 21.75 x 18.75 | ① | 7/8 | 3/8 |
| TEM4A0B18S21SB | 18000 | 45.02 x 18.5 x 21.13 | 116 | 16.5 x 12.15 | 16.75 x 18.75 | ① | 3/4 | 3/8 |
| TEM4A0B24S21SB | 24000 | 45.02 x 18.5 x 21.13 | 116 | 16.5 x 12.15 | 16.75 x 18.75 | ① | 3/4 | 3/8 |
| TEM4A0B30S31SB | 30000 | 45.02 x 18.5 x 21.13 | 116 | 16.5 x 12.15 | 16.75 x 18.75 | ① | 3/4 | 3/8 |
| TEM4A0B36S31SB | 36000 | 45.02 x 18.5 x 21.13 | 116 | 16.5 x 12.15 | 16.75 x 18.75 | ① | 3/4 | 3/8 |
| TEM4A0C36S41SB | 36000 | 51.27 x 23.5 x 21.13 | 145 | 21.5 x 12.15 | 21.75 x 18.75 | ① | 7/8 | 3/8 |
| TEM4A0C42S41SB | 42000 | 51.27 x 23.5 x 21.13 | 145 | 21.5 x 12.15 | 21.75 x 18.75 | ① | 7/8 | 3/8 |
| TEM4A0C48S41SB | 48000 | 51.27 x 23.5 x 21.13 | 145 | 21.5 x 12.15 | 21.75 x 18.75 | ① | 7/8 | 3/8 |
| TEM4A0C60S51SB | 60000 | 51.27 x 23.5 x 21.13 | 145 | 21.5 x 12.15 | 21.75 x 18.75 | ① | 7/8 | 3/8 |

① Filter not supplied. Remote filter required.

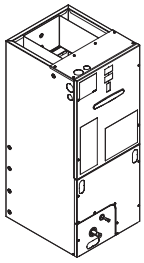

**Table AH-15-B — R-410A Convertible Air Handler 208-230/1/60**

| Unit Model No. | Cooling Capacity (Btuh) | Dimensions (in.) H x W x D | Shipping Weight (lbs.) | Supply Opening | Return Opening | Filter Sizes | Line Size Gas | Line Size Liquid |
|---|---|---|---|---|---|---|---|---|
| TEM3A0B18S21SA | 18000 | 45.02 x 18.5 x 21.13 | 116 | 16.5 x 12.15 | 16.75 x 18.75 | ① | 3/4 | 3/8 |
| TEM3A0B24S21SA | 24000 | 45.02 x 18.5 x 21.13 | 116 | 16.5 x 12.15 | 16.75 x 18.75 | ① | 3/4 | 3/8 |
| TEM3A0B30S31SA | 30000 | 45.02 x 18.5 x 21.13 | 116 | 16.5 x 12.15 | 16.75 x 18.75 | ① | 3/4 | 3/8 |
| TEM3A0B36S31SA | 36000 | 45.02 x 18.5 x 21.13 | 116 | 16.5 x 12.15 | 16.75 x 18.75 | ① | 3/4 | 3/8 |
| TEM3A0C42S41SA | 42000 | 51.27 x 23.5 x 21.13 | 145 | 21.5 x 12.15 | 21.75 x 18.75 | ① | 7/8 | 3/8 |
| TEM3A0C48S41SA | 48000 | 51.27 x 23.5 x 21.13 | 145 | 21.5 x 12.15 | 21.75 x 18.75 | ① | 7/8 | 3/8 |
| TEM3A0C60S51SA | 60000 | 51.27 x 23.5 x 21.13 | 145 | 21.5 x 12.15 | 21.75 x 18.75 | ① | 7/8 | 3/8 |

① Filter not supplied. Remote filter required.

DISCONTINUED

# TEM Split System Air Handlers
# Single Phase 1½-5 Tons

| Table AH-16-A — Features | TEM8 2-5 | TEM6 2-5 | TEM4 1 1/2-5 | TEM3 1 1/2-5 |
|---|---|---|---|---|
| • Painted metal cabinet with captured foil face insulation | ✔ | ✔ | ✔ | ✔ |
| • 2% or less air leakage | ✔ | ✔ | ✔ | ✔ |
| • AccuLink™ II or 24V operation | ✔ | — | — | — |
| • Direct drive, variable speed ECM blower motor - Constant airflow ECM (electronically commutated) | ✔ | ✔ | — | — |
| • Direct drive, multi speed ECM blower motor - Constant torque ECM (electronically commutated motor) | — | — | 3½-5 | 5 |
| • PSC Motor | — | — | 1½-3 | 1½-4 |
| • R-4.2 Insulating Value | ✔ | ✔ | ✔ | ✔ |
| • Multi-Position UP/Down Flow*, Horizontal Left /Right | ✔ | ✔ | ✔ | ✔ |
| • ALL Aluminum Coil with Enhanced Patented Coil Fin | ✔ | ✔ | ✔ | ✔ |
| • Electric Heaters with polarized plug connections (sold as accessory) | ✔ | ✔ | ✔ | ✔ |
| • R-410A Thermal Expansion Valve | ✔ | ✔ | ✔ | ✔ |
| • Low Voltage Pigtail Connections | ✔ | ✔ | ✔ | ✔ |
| • Draw Through Design | ✔ | ✔ | ✔ | ✔ |
| • Horizontal Drain pan | ✔ | ✔ | ✔ | ✔ |
| • Single Color | ✔ | ✔ | ✔ | ✔ |
| • Fused 24V Power | ✔ | ✔ | ✔ | ✔ |
| • Wipeable interior design | ✔ | ✔ | ✔ | ✔ |
| • Soft start fan motor operation | ✔ | ✔ | — | — |
| • Comfort R Mode | ✔ | ✔ | — | — |
| • Built in fan delay modes | ✔ | ✔ | — | — |
| • Maximum Width 26.5" | ✔ | ✔ | — | — |
| • Maximum Width 23.5" | — | — | ✔ | ✔ |
| • Compact 22" depth | ✔ | ✔ | ✔ | ✔ |
| • Draw through design | ✔ | ✔ | ✔ | ✔ |
| • **3-year base limited warranty** | ✔ | ✔ | ✔ | ✔ |
| • **10-year registered limited warranty** | ✔ | ✔ | ✔ | ✔ |
| • **Optional extended warranty available** | ✔ | ✔ | ✔ | ✔ |

SINGLE PHASE UNITS

**Table AH-16-B — Optional Accessories**

| Model Number | Description | Matches Cabinet Size(s) | TEM8 | TEM6 | TEM4 | TEM3 |
|---|---|---|---|---|---|---|
| BAYTEMSPFG1 | Supply Duct Flange Kit | | ✔ | ✔ | ✔ | ✔ |
| BAYSPEKT201A | Single Point Power Entry Kit | | ✔ | ✔ | ✔ | ✔ |
| TAYBASE185 | Air Handler Downflow Sub-Bases | 18.5" | ✔ | ✔ | ✔ | ✔ |
| TAYBASE235 (TAYBASE100) | Air Handler Downflow Sub-Bases | 23.5" | ✔ | ✔ | ✔ | ✔ |
| TAYBASE260 (TAYBASE102) | Air Handler Downflow Sub-Bases | 26.5" | ✔ | ✔ | — | — |
| BAYTEMDFKT1A | Downflow Condensate Management Kit | 23.5" ① | — | — | ✔ | ✔ |
| BAYAHEMIKIT001 | Air handler Electronic Noise Kit used on Variable Speed Blower Motor | | ✔ | ✔ | ✔ | ✔ |
| TEMBRKSEALKT01A | TEM Breaker Seal Kit | | ✔ | ✔ | ✔ | ✔ |
| BAYSF1185AAA | Slim Fit Filter Box Kit | 18.5" | ✔ | ✔ | ✔ | ✔ |
| BAYSF1235AAA | Slim Fit Filter Box Kit | 23.5" | ✔ | ✔ | ✔ | ✔ |
| BAYSF1265AAA | Slim Fit Filter Box Kit | 26.5" | ✔ | ✔ | — | — |
| FLRSF1185 | 1" Slim Fit Replacement Filter, 17.75"x19.75", Qty 12 | 18.5" | ✔ | ✔ | ✔ | ✔ |
| FLRSF1235 | 1" Slim Fit Replacement Filter, 22.75"x19.75", Qty 12 | 23.5" | ✔ | ✔ | ✔ | ✔ |
| FLRSF1265 | 1" Slim Fit Replacement Filter, 25.75"x19.75", Qty 12 | 26.5" | ✔ | ✔ | — | — |
| BAY6TXV2442A | R-22 TXV conversion kit | | 2-3½ | 2-3½ | — | — |
| BAY6TXV4860A | R-22 TXV conversion kit | | 4-5 ② | 4-5 ② | — | — |
| BAYATXV1836B | R-22 TXV conversion kit | | — | — | 1½-2½ | 1½-3 |
| BAYATXV4248B | R-22 TXV conversion kit | | — | — | 3-4 | 3½-4 |
| BAYATXV6161B | R-22 TXV conversion kit | | 4-5 ③ | 4-5 ③ | 5 | 5 |

SINGLE PHASE UNITS

① Downflow condensate management kit is required for 5 Ton downflow models.

② TEM6A0D48, TEM6A0D60, TEM8A0D48, TEM8A0D60

③ TEM6A0C48, TEM6A0C60, TEM8A0C48, TEM8A0C60



For complete equipment / combination selections, installation instructions and warranty information, please refer to Product Data/Ratings and/or Installers Guides and Limited Warranty Handbooks.



Effective 1/1/18
14-1011-35

# Heaters for TEM Split System Air Handlers

**Table AH-17-A — BAYHTR15 — Heater, Standard, for TEM Air Handlers**

| Heater Model Number | Capacity @ 240 Volts kW | Capacity @ 240 Volts BTUH | Capacity @ 208 Volts kW | Capacity @ 208 Volts BTUH | Rated Voltage | Control Stages | Number of Heater Racks | Number of Circuits | Heater Amps per Circuit 208 Volts | Heater Amps per Circuit 240Volt | Contains Circuit Breakers |
|---|---|---|---|---|---|---|---|---|---|---|---|
| BAYHTR1504BRKC | 3.84 | 13100 | 2.88 | 9800 | 208/240/1/60 | 1 | 1 | 1 | 13.8 | 16 | Yes |
| BAYHTR1504PDCA | 3.84 | 13100 | 2.88 | 9800 | 208/240/1/60 | 1 | 1 | 1 | 13.8 | 16 | No |
| BAYHTR1504LUGB | 3.84 | 13100 | 2.88 | 9800 | 208/240/1/60 | 1 | 1 | 1 | 13.8 | 16 | No |
| BAYHTR1505BRKC | 4.80 | 16400 | 3.60 | 12300 | 208/240/1/60 | 1 | 1 | 1 | 17.3 | 20 | Yes |
| BAYHTR1505PDCA | 4.80 | 16400 | 3.60 | 12300 | 208/240/1/60 | 1 | 1 | 1 | 17.3 | 20 | No |
| BAYHTR1505LUGB | 4.80 | 16400 | 3.60 | 12300 | 208/240/1/60 | 1 | 1 | 1 | 17.3 | 20 | No |
| BAYHTR1508BRKC | 7.68 | 26200 | 5.76 | 19700 | 208/240/1/60 | 1 | 1 | 1 | 27.7 | 32 | Yes |
| BAYHTR1508PDCA | 7.68 | 26200 | 5.76 | 19700 | 208/240/1/60 | 1 | 1 | 1 | 27.7 | 32 | No |
| BAYHTR1508LUGB | 7.68 | 26200 | 5.76 | 19700 | 208/240/1/60 | 1 | 1 | 1 | 27.7 | 32 | No |
| BAYHTR1510BRKC | 9.60 | 32800 | 7.20 | 24600 | 208/240/1/60 | 1 | 2 | 1 | 34.6 | 40 | Yes |
| BAYHTR1510PDCA | 9.60 | 32800 | 7.20 | 24600 | 208/240/1/60 | 1 | 2 | 1 | 34.6 | 40 | No |
| BAYHTR1510LUGB | 9.60 | 32800 | 7.20 | 24600 | 208/240/1/60 | 1 | 2 | 1 | 34.6 | 40 | No |
| BAYHTR1515BRKB | 14.4 | 49200 | 10.8 | 36900 | 208/240/1/60 | 2 | 3 | 2 | 51.9 | 60 | Yes |
| BAYHTR1516BRKA | 14.4 | 49200 | 10.8 | 36900 | 208/240/1/60 | 2 | 3 | 2 | 51.9 | 60 | Yes |
| BAYHTR1517BRKA | 14.4 | 49200 | 10.8 | 36900 | 208/240/1/60 | 2 | 3 | 2 | 51.9 | 60 | Yes |
| BAYHTR1519BRKB | 19.2 | 65500 | 14.4 | 49200 | 208/240/1/60 | 2 | 4 | 2 | 69.2 | 80 | Yes |
| BAYHTR1520BRKB | 19.2 | 65500 | 14.4 | 49200 | 208/240/1/60 | 2 | 4 | 2 | 69.2 | 80 | Yes |
| BAYHTR1521BRKB | 19.2 | 65500 | 14.4 | 49200 | 208/240/1/60 | 2 | 4 | 2 | 69.2 | 80 | Yes |
| BAYHTR1522BRKA | 19.2 | 65500 | 14.4 | 49200 | 208/240/1/60 | 2 | 4 | 2 | 69.2 | 80 | Yes |
| BAYHTR1523BRKA | 19.2 | 65500 | 14.4 | 49200 | 208/240/1/60 | 2 | 4 | 2 | 69.2 | 80 | Yes |
| BAYHTR1525BRKA | 24.0 | 81900 | 18.0 | 61600 | 208/240/1/60 | 2 | 4 | 2 | 86.4 | 100 | Yes |

**Table AH-17-B — BAYHTR35 — Heater, 3-Phase, for TEM Air Handlers** ①

| Heater Model Number | Capacity @ 240 Volts kW | Capacity @ 240 Volts BTUH | Capacity @ 208 Volts kW | Capacity @ 208 Volts BTUH | Rated Voltage | Control Stages | Number of Heater Racks | Number of Circuits | Heater Amps per Circuit 208 Volts | Heater Amps per Circuit 240Volt | Contains Circuit Breakers |
|---|---|---|---|---|---|---|---|---|---|---|---|
| BAYHTR3510LUGC | 9.60 | 32800 | 7.20 | 24600 | 208/240/1/60 | 1 | 3 | 1 | 20.0 | 23.1 | No |
| BAYHTR3515LUGC | 14.4 | 49200 | 10.8 | 36900 | 208/240/1/60 | 1 | 3 | 1 | 30.0 | 34.6 | No |
| BAYHTR3517LUGA | 14.4 | 49200 | 10.8 | 36900 | 208/240/1/60 | 1 | 3 | 1 | 30.0 | 34.6 | No |

BRK = Contains circuit breakers
PDC = Pull disconnects
LUG = Lug connections
① 3-Phase - W1 and W2 must be jumpered at low voltage connector

BUILT TO A HIGHER STANDARD™

American Standard®
HEATING & AIR CONDITIONING

# Heater Matches for TEM Split System Air Handlers

**Table AH-18-A — TEM8 and TEM6 Air Handler and Heater matches**

| TEM6/TEM8 HEATER MATRIX | | | | | | | | | |
|---|---|---|---|---|---|---|---|---|---|
| AIR HANDLER | HEATER MODEL NUMBER | | | | | | | | |
| MODEL NUMBER | BAYHTR1504BRKC BAYHTR1504LUGB 3.84 Kw | BAYHTR1505BRKC BAYHTR1505LUGB 4.80 Kw | BAYHTR1508BRKC BAYHTR1508LUGB 7.68 Kw | BAYHTR1510BRKC BAYHTR1510LUGB 9.60 Kw | BAYHTR1516BRKA 14.40 Kw | BAYHTR1522BRKA 19.20 Kw | BAYHTR1525BRKA 24.00 Kw | BAYHTR3510LUGC 9.60 Kw | BAYHTR3515LUGC 14.40 Kw |
| TEM8A0B24V21DA<br>TEM8A0B30V31DA<br>TEM6A0B24H21SA<br>TEM6A0B30H21SA | Y | Y | Y | Y | Y | - | - | Y | Y |
| TEM8A0C36V31DA<br>TEM8A0C42V41DA<br>TEM6A0C36H31SA<br>TEM6A0C42H41SA | Y | Y | Y | Y | Y | Y | - | Y | Y |
| TEM8A0C48V41DA<br>TEM8A0C60V51DA<br>TEM6A0C48H41SA<br>TEM6A0C60H51SA | Y | Y | Y | Y | Y | Y | Y | Y | Y |
| TEM8A0D48V41DA<br>TEM8A0D60V51DA<br>TEM6A0D48H41SA<br>TEM6A0D60H51SA | Y | Y | Y | Y | Y | Y | Y | Y | Y |

**Table AH-18-B — TEM3 and TEM4 Air Handler and Heater matches**

| TEM3/TEM4 HEATER MATRIX | | | | | | |
|---|---|---|---|---|---|---|
| AIR HANDLER | HEATER MODEL NUMBER | | | | | |
| MODEL NUMBER | BAYHTR1504BRKC BAYHTR1504PDCA BAYHTR1504LUGB 3.84 Kw BK BAYHTR1505BRKC BAYHTR1505PDCA BAYHTR1505LUGB 4.80 Kw BK | BAYHTR1508BRKC BAYHTR1508PDCA BAYHTR1508LUGB 7.68 Kw BK BAYHTR1510BRKC BAYHTR1510PDCA BAYHTR1510LUGB BAYHTR3510LUGC 9.60 Kw BK | BAYHTR1515BRKB BAYHTR3515LUGC 14.40 Kw BK | BAYHTR1519BRKB 19.20 Kw BK | BAYHTR1520BRKB 19.20 Kw BK | BAYHTR1521BRKB 19.20 Kw BK |
| TEM3A0B18S21SA<br>TEM4A0B18S21SA<br>TEM3A0B24S21SA<br>TEM4A0B24S21SA | Y | Y | - - | - - | - - | - - |
| TEM3A0B30S31SA<br>TEM4A0B30S31SA<br>TEM3A0B36S31SA | Y | Y | Y | Y | - - | - - |
| TEM4A0C36S41SA<br>TEM3A0C42S41SA<br>TEM4A0C42S41SA | Y | Y | Y | - - | Y | |
| TEM3A0C48S41SA | Y | Y | Y | - - | Y | - - |
| TEM4A0C48S41SA | Y | Y | Y | - - | - - | Y |
| TEM3A0C60S51SA<br>TEM4A0C60S51SA | Y | Y | Y | - - | Y | - - |



For complete equipment / combination selections, installation instructions and warranty information, please refer to Product Data/Ratings and/or Installers Guides and Limited Warranty Handbooks.



Effective 1/1/18
14-1011-35

# Heater Matches for TEM Split System Air Handlers with metal blower housing

**Table AH-19-A — TEM8 and TEM6 Air Handler and Heater matches**

| TEM6/TEM8 HEATER MATRIX | | | | | | | | | |
|---|---|---|---|---|---|---|---|---|---|
| AIR HANDLER | HEATER MODEL NUMBER | | | | | | | | |
| MODEL NUMBER | BAYHTR1504BRKC BAYHTR1504LUGB 3.84 Kw | BAYHTR1505BRKC BAYHTR1505LUGB 4.80 Kw | BAYHTR1508BRKC BAYHTR1508LUGB 7.68 Kw | BAYHTR1510BRKC BAYHTR1510LUGB 9.60 Kw | BAYHTR1517BRKA 14.40 Kw | BAYHTR1523BRKA 19.20 Kw | BAYHTR1525BRKA 24.00 Kw | BAYHTR3510LUGC 9.60 Kw | BAYHTR3517LUGA 14.40 Kw |
| TEM8A0B24V21DB<br>TEM8A0B30V31DB<br>TEM6A0B24H21SB<br>TEM6A0B30H21SB | Y | Y | Y | Y | Y | - | - | Y | Y |
| TEM8A0C36V31DB<br>TEM8A0C42V41DB<br>TEM6A0C36H31SB<br>TEM6A0C42H41SB | Y | Y | Y | Y | Y | Y | - | Y | Y |
| TEM8A0C48V41DB<br>TEM8A0C60V51DB<br>TEM6A0C48H41SB<br>TEM6A0C60H51SB | Y | Y | Y | Y | Y | Y | Y | Y | Y |
| TEM8A0D48V41DB<br>TEM8A0D60V51DB<br>TEM6A0D48H41SB<br>TEM6A0D60H51SB | Y | Y | Y | Y | Y | Y | Y | Y | Y |

Coming soon. All models pending UL testing

**Table AH-19-B — TEM4 Air Handler and Heater matches**

| TEM4 HEATER MATRIX | | | | | |
|---|---|---|---|---|---|
| AIR HANDLER | HEATER MODEL NUMBER | | | | |
| MODEL NUMBER | BAYHTR1504BRKC BAYHTR1504LUGB 3.84 Kw BK BAYHTR1505BRKC BAYHTR1505LUGB 4.80 Kw BK | BAYHTR1508BRKC BAYHTR1508LUGB 7.68 Kw BK BAYHTR1510BRKC BAYHTR1510LUGB BAYHTR3510LUGC 9.60 Kw BK | BAYHTR1517BRKA BAYHTR3517LUGA 14.40 Kw BK | BAYHTR1523BRKA 19.20 Kw BK | BAYHTR1525BRKA 24.00 Kw BK |
| TEM4A0B18S21SB<br>TEM4A0B24S21SB | Y | Y | - - | - - | - - |
| TEM4A0B30S31SB<br>TEM4A0B36S31SB | Y | Y | Y | Y | - - |
| TEM4A0C37S31SB<br>TEM4A0C42S41SB | Y | Y | Y | Y | - - |
| TEM4A0C48S41SB | Y | Y | Y | Y | Y |
| TEM4A0C60S51SB | Y | Y | Y | Y | Y |

Coming soon. All models pending UL testing

BUILT TO A HIGHER STANDARD™

American Standard®

HEATING & AIR CONDITIONING

# TMM Wall, Stud, or Over the Water Heater Mount Air Handlers Single Phase 1-1/2 - 3 Tons

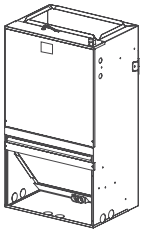

**Table AH-20-A — R-410A Wall, Stud, or Over the Water Heater Mount Air Handler 208-230/1/60, ECM Motor, Factory installed R-410A TXV**

| Unit Model No. | Cooling Capacity (Btuh) | Dimensions (in.) H x W x D | Shipping Weight (lbs.) | Supply Opening | Filter Sizes | Line Size Gas | Line Size Liquid |
|---|---|---|---|---|---|---|---|
| TMM5A0B24M21SA | 24000 | 39.5 x 22.0 x 19.0 | 115 | 18.75 x 9.5 | ① | 3/4 | 3/8 |
| TMM5A0B30M21SA | 30000 | 39.5 x 22.0 x 19.0 | 117 | 18.75 x 9.5 | ① | 3/4 | 3/8 |
| TMM5A0B36M31SA | 36000 | 39.5 x 22.0 x 19.0 | 117 | 18.75 x 9.5 | ① | 3/4 | 3/8 |

**Table AH-20-B — TMM4 R-410A Wall, Stud, or Over the Water Heater Mount Air Handler 208-230/1/60**

| Unit Model No. | Cooling Capacity (Btuh) | Dimensions (in.) H x W x D | Shipping Weight (lbs.) | Supply Opening | Filter Sizes | Line Size Gas | Line Size Liquid |
|---|---|---|---|---|---|---|---|
| TMM4A0A18S21SA | 18000 | 36.5 x 20.5 x 15.0 | 99 | 17.25 x 9.5 | ① | 3/4 | 3/8 |
| TMM4A0A24S21SA | 24000 | 36.5 x 20.5 x 15.0 | 99 | 17.25 x 9.5 | ① | 3/4 | 3/8 |
| TMM4A0B30S21SA | 30000 | 39.5 x 22.0 x 19.0 | 121 | 18.75 x 9.5 | ① | 3/4 | 3/8 |
| TMM4A0B36S31SA | 36000 | 39.5 x 22.0 x 19.0 | 121 | 18.75 x 9.5 | ① | 3/4 | 3/8 |

① Filter not supplied. Remote filter required.

| Table AH-20-C — Features | TMM5 2-3 | TMM4 1-1/2-3 |
|---|---|---|
| • Painted metal cabinet with captured foil face insulation | ✔ | ✔ |
| • 2% or less air leakage | ✔ | ✔ |
| • Direct drive, multi speed ECM blower motor - Constant torque ECM (electronically commutated motor) with fan-off time delay programming | ✔ | — |
| • PSC Motor | — | ✔ |
| • Limited HP matched system ratings | — | ✔ |
| • R-4.2 Insulating Value | ✔ | ✔ |
| • Upflow only | ✔ | ✔ |
| • Front return option | ✔ | ✔ |
| • High Efficiency Copper / Aluminum Coil | ✔ | ✔ |
| • Electric Heaters with polarized plug connections (sold as accessory) | ✔ | ✔ |
| • R-410A Thermal Expansion Valve | ✔ | — |
| • Low Voltage Pigtail Connections | ✔ | ✔ |
| • Single Color | ✔ | ✔ |
| • Fused 24V Power | ✔ | ✔ |
| • Wipeable interior design | ✔ | ✔ |
| • Maximum Height 39.5" | ✔ | ✔ |
| • Maximum Width 22" | ✔ | ✔ |
| • Compact 22" depth | ✔ | ✔ |
| • Optional R-22 and R-410A TXV kits (sold as accessory) | ✔ | ✔ |
| • **3-year base limited warranty** | ✔ | ✔ |
| • **10-year registered limited warranty** | ✔ | ✔ |
| • **Optional extended warranty available** | ✔ | ✔ |

**Table AH-20-D — Optional Accessories**

| Model Number | Description | TMM5 | TMM4 |
|---|---|---|---|
| 4AYTXVH3G2436A | R-410A TXV kit 1-1/2 to 3 ton | — | ✔ |
| 2AYTXVH3G2436A | R-22 TXV conversion kit 1-1/2 to 3 ton | ✔ | ✔ |
| BAYFRTLOUPNL20 | Front louver panel 20.5" width | — | ✔ |
| BAYFRTLOUPNL22 | Front louver panel 22.0" width | ✔ | ✔ |
| BAYTMMWALLPNL1 | Return air / service wall panel | ✔ | ✔ |

# Heaters for TMM Split System Air Handlers

**Table AH-20-E — BAYHTRM — Heater, Standard, for TMM Air Handlers**

| Heater Model Number | Capacity @ 240 Volts kW | Capacity @ 240 Volts BTUH | Capacity @ 208 Volts kW | Capacity @ 208 Volts BTUH | Rated Voltage | Control Stages | Number of Heater Racks | Number of Circuits | Heater Amps per Circuit 208 Volts | Heater Amps per Circuit 240Volt | Contains Circuit Breakers |
|---|---|---|---|---|---|---|---|---|---|---|---|
| BAYHTRM505BRK | 5.0 | 17100 | 3.8 | 12800 | 208/240/1/60 | 1 | 1 | 1 | 18 | 20.8 | Yes |
| BAYHTRM508BRK | 7.5 | 25600 | 5.6 | 19200 | 208/240/1/60 | 1 | 1 | 1 | 27.1 | 31.2 | Yes |
| BAYHTRM510BRK | 10.0 | 34100 | 7.5 | 25600 | 208/240/1/60 | 1 | 2 | 1 | 36.1 | 41.7 | Yes |

For complete equipment / combination selections, installation instructions and warranty information, please refer to Product Data/Ratings and/or Installers Guides and Limited Warranty Handbooks.



Effective 1/1/18
14-1011-35