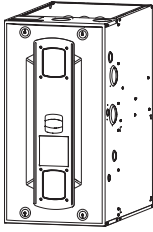


S9V2-VS – Two Stage ECM Variable Speed

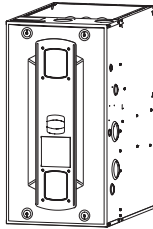
Table FUR-1-A – S9V2-VS Variable Speed, 2 Stage, Direct/Non-Direct Vent, Upflow/Horizontal Left/Horizontal Right Condensing Gas Furnace with Variable Speed Draft Inducer (120/1/60)③



**S9V2-VS
Direct Vent
Upflow**

Unit Model No.	Airflow In Tons	Output (Btuh)		ICS① AFUE	Flue Size (in)	Ignition Device	Uncrated Dimensions (in.) H x W x D	Shipping Weight (lbs.)	Max Fuse*	Filter Sizes**
		Stage 2	Stage 1							
S9V2B040U3VSAB	3	39,141	25,639	97.0②	2, 3, 4	④	34 x 17½ x 28¾	122	15	16 x 25 x 1
S9V2B060U3VSAB	3	57,838	38,271	97.0②	2, 3, 4	④	34 x 17½ x 28¾	127	15	16 x 25 x 1
S9V2B080U3VSAB	3	77,259	51,003	97.0②	2, 3, 4	④	34 x 17½ x 28¾	132	15	16 x 25 x 1
S9V2B080U4VSAB	3	78,400	50,960	97.0②	2, 3, 4	④	34 x 17½ x 28¾	135	15	16 x 25 x 1
S9V2C100U4VSAB	4	96,362	64,036	97.0②	2, 3, 4	④	34 x 21 x 28¾	154	15	20 x 25 x 1
S9V2D120U5VSAB	5	113,145	76,668	97.0②	3, 4	④	34 x 24½ x 28¾	167	15	24 x 25 x 1

Table FUR-1-B – S9V2-VS Variable Speed, 2 Stage, Direct/Non-Direct Vent, Downflow Condensing Gas Furnace with Variable Speed Draft Inducer (120/1/60)③



**S9V2-VS
Direct Vent
Downflow**

Unit Model No.	Airflow In Tons	Output (Btuh)		ICS① AFUE	Flue Size (in)	Ignition Device	Uncrated Dimensions (in.) H x W x D	Shipping Weight (lbs.)	Max Fuse*	Filter Sizes**
		Stage 2	Stage 1							
S9V2B080D3VSAB	3	76,363	51,091	97.0②	2, 3, 4	④	34 x 17½ x 28¾	132	15	(2)14 x 20 x 1
S9V2B080D4VSAB	3	78,400	50,960	97.0②	2, 3, 4	④	34 x 17½ x 28¾	135	15	(2)14 x 20 x 1
S9V2C100D4VSAB	4	95,833	63,950	97.0②	2, 3, 4	④	34 x 21 x 28¾	154	15	(2)16 x 20 x 1

Note: Variable speed furnaces should not be twinned and are not approved for twinning applications.

① Isolated Combustion System. AFUE may vary based on poise.

② Energy Star.

③ Direct drive variable speed motor is an ECM constant airflow blower motor.

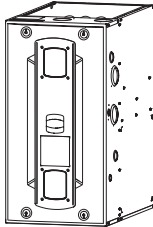
④ Silicon Nitride Igniter.

* Information subject to change. Please confirm with current Product Data/Service Facts for current factory production.

** Filters are not shipped with furnace. For Upflow furnaces, the size is for a bottom return filter.

S9V2 – Two Stage ECM Variable Speed

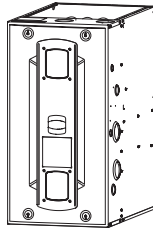
Table FUR-1-C – S9V2 Variable Speed, 2 Stage, Direct/Non-Direct Vent, Upflow/Horizontal Left/Horizontal Right Condensing Gas Furnace (120/1/60)③



**S9V2
Direct Vent
Upflow**

Unit Model No.	Airflow In Tons	Output (Btuh)		ICS① AFUE	Flue Size (in)	Ignition Device	Uncrated Dimensions (in.) H x W x D	Shipping Weight (lbs.)	Max Fuse*	Filter Sizes**
		Stage 2	Stage 1							
S9V2B040U3PSBB	3	38,800	25,220	96.0②	2, 3, 4	④	34 x 17½ x 28¾	122	15	16 x 25 x 1
S9V2B060U3PSBB	3	58,200	37,830	96.0②	2, 3, 4	④	34 x 17½ x 28¾	127	15	16 x 25 x 1
S9V2B060U4PSBB	4	58,200	37,830	96.0②	2, 3, 4	④	34 x 17½ x 28¾	130	15	16 x 25 x 1
S9V2B080U3PSBB	3	77,600	50,440	96.0②	2, 3, 4	④	34 x 17½ x 28¾	132	15	16 x 25 x 1
S9V2B080U4PSBB	4	77,600	50,440	96.0②	2, 3, 4	④	34 x 17½ x 28¾	135	15	16 x 25 x 1
S9V2C080U5PSBB	5	77,600	50,440	96.0②	2, 3, 4	④	34 x 21 x 28¾	149	15	20 x 25 x 1
S9V2C100U4PSBB	4	97,000	63,050	96.0②	2, 3, 4	④	34 x 21 x 28¾	154	15	20 x 25 x 1
S9V2C100U5PSBB	5	97,000	63,050	96.0②	2, 3, 4	④	34 x 21 x 28¾	155	15	20 x 25 x 1
S9V2D120U5PSBB	5	116,400	75,660	96.0②	3, 4	④	34 x 24½ x 28¾	167	15	24 x 25 x 1

Table FUR-1-D – S9V2 Variable Speed, 2 Stage, Direct/Non-Direct Vent, Downflow Condensing Gas Furnace (120/1/60)③



**S9V2
Direct Vent
Downflow**

Unit Model No.	Airflow In Tons	Output (Btuh)		ICS① AFUE	Flue Size (in)	Ignition Device	Uncrated Dimensions (in.) H x W x D	Shipping Weight (lbs.)	Max Fuse*	Filter Sizes**
		Stage 2	Stage 1							
S9V2B040D3PSBB	3	38,800	25,220	96.0②	2, 3, 4	④	34 x 17½ x 28¾	122	15	(2)14 x 20 x 1
S9V2B060D3PSBB	3	58,200	37,830	96.0②	2, 3, 4	④	34 x 17½ x 28¾	127	15	(2)14 x 20 x 1
S9V2B080D3PSBB	3	77,600	50,440	96.0②	2, 3, 4	④	34 x 17½ x 28¾	132	15	(2)14 x 20 x 1
S9V2B080D4PSBB	4	77,600	50,440	96.0②	2, 3, 4	④	34 x 17½ x 28¾	135	15	(2)14 x 20 x 1
S9V2C100D4PSBB	4	97,000	63,050	96.0②	2, 3, 4	④	34 x 21 x 28¾	154	15	(2)16 x 20 x 1
S9V2C100D5PSBB	5	97,000	63,050	96.0②	2, 3, 4	④	34 x 21 x 28¾	155	15	(2)16 x 20 x 1
S9V2D120D5PSBB	5	116,400	75,660	96.0②	3, 4	④	34 x 24½ x 28¾	167	15	(2)16 x 20 x 1

Note: Variable speed furnaces should not be twinned and are not approved for twinning applications.

① Isolated Combustion System. AFUE may vary based on poise.

② Energy Star.

③ Direct drive variable speed motor is an ECM constant airflow blower motor.

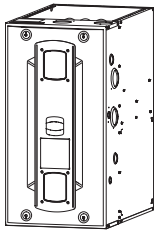
④ Silicon Nitride Igniter.

* Information subject to change. Please confirm with current Product Data/Service Facts for current factory production.

** Filters are not shipped with furnace. For Upflow furnaces, the size is for a bottom return filter.

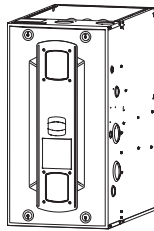
S9X2 – Two Stage High Efficiency ECM

Table FUR-2-A – S9X2 High Efficiency 9 Speed ECM Motor, 2 Stage, Direct/Non-Direct Vent, Upflow/Horizontal Left/Horizontal Right Condensing Gas Furnace (120/1/60)③



**S9X2
Direct Vent
Upflow**

Unit Model No.	Airflow In Tons	Output (Btuh)		ICS① AFUE	Flue Size (in)	Ignition Device	Uncrated Dimensions (in.) H x W x D	Shipping Weight (lbs.)	Max Fuse*	Filter Sizes**
		Stage 2	Stage 1							
S9X2B040U2PSAB	2	38,800	25,220	96.0②	2, 3, 4	④	34 x 17½ x 28¾	122	15	16 x 25 x 1
S9X2B040U3PSBA	3	38,800	25,220	96.0②	2, 3, 4	④	34 x 17½ x 28¾	122	15	16 x 25 x 1
S9X2B060U3PSAB	3	58,200	37,830	96.0②	2, 3, 4	④	34 x 17½ x 28¾	127	15	16 x 25 x 1
S9X2B060U4PSBA	4	58,200	37,830	96.0②	2, 3, 4	④	34 x 17½ x 28¾	130	15	16 x 25 x 1
S9X2B080U3PSAB	3	77,600	50,440	96.0②	2, 3, 4	④	34 x 17½ x 28¾	132	15	16 x 25 x 1
S9X2B080U4PSBA	4	77,600	50,440	96.0②	2, 3, 4	④	34 x 17½ x 28¾	135	15	16 x 25 x 1
S9X2C080U4PSAB	4	77,600	50,440	96.0②	2, 3, 4	④	34 x 21 x 28¾	149	15	20 x 25 x 1
S9X2C080U5PSBA	5	77,600	50,440	95.0②	2, 3, 4	④	34 x 21 x 28¾	149	15	20 x 25 x 1
S9X2C100U4PSAB	4	97,000	63,050	96.0②	2, 3, 4	④	34 x 21 x 28¾	154	15	20 x 25 x 1
S9X2C100U5PSBA	5	97,000	63,050	96.0②	2, 3, 4	④	34 x 21 x 28¾	155	15	20 x 25 x 1
S9X2D120U5PSBA	5	116,400	75,660	96.0②	3, 4	④	34 x 24½ x 28¾	167	15	24 x 25 x 1



**S9X2
Direct Vent
Downflow**

Table FUR-2-B – S9X2 High Efficiency 9 Speed ECM Motor, 2 Stage, Direct/Non-Direct Vent, Downflow Condensing Gas Furnace (120/1/60)③

Unit Model No.	Airflow In Tons	Output (Btuh)		ICS① AFUE	Flue Size (in)	Ignition Device	Uncrated Dimensions (in.) H x W x D	Shipping Weight (lbs.)	Max Fuse*	Filter Sizes**
		Stage 2	Stage 1							
S9X2B040D2PSAB	2	38,800	25,220	96.0②	2, 3, 4	④	34 x 17½ x 28¾	122	15	(2)14 x 20 x 1
S9X2B040D3PSBA	2	38,800	25,220	96.0②	2, 3, 4	④	34 x 17½ x 28¾	122	15	(2)14 x 20 x 1
S9X2B060D3PSBA	3	58,200	37,830	95.0②	2, 3, 4	④	34 x 17½ x 28¾	127	15	(2)14 x 20 x 1
S9X2B080D4PSBA	4	77,600	50,440	96.0②	2, 3, 4	④	34 x 17½ x 28¾	135	15	(2)14 x 20 x 1
S9X2C100D5PSBA	5	97,000	63,050	95.0②	2, 3, 4	④	34 x 21 x 28¾	155	15	(2)16 x 20 x 1
S9X2D120D5PSBA	5	116,400	75,660	96.0②	3, 4	④	34 x 24½ x 28¾	167	15	(2)16 x 20 x 1

① Isolated Combustion System. AFUE may vary based on poise.

② Energy Star.

③ Direct drive 9 speed motor is a high efficiency constant torque ECM blower motor.

④ Silicon Nitride Igniter.

* Information subject to change. Please confirm with current Product Data/Service Facts for current factory production.

** Filters are not shipped with furnace. For Upflow furnaces, the size is for a bottom return filter.

Table FUR-2-C – High Altitude Pressure Switch S9V2-VS 90% Furnaces

Model Number	Description	Used With	Shipping Weight
BAYHALT250	2 Switches	S9V2B040U3VSA	2
BAYHALT251	2 Switches	S9V2B060U3VSA	2
BAYHALT252	2 Switches	S9V2B080U3VSA, S9V2B080U4VSA, S9V2B080D3VSA, S9V2B080D4VSA, S9V2C100D4VSA	2
BAYHALT253	2 Switches	S9V2C100U4VSA	2
BAYHALT254	2 Switches	S9V2D120U5VSA	2

Convertible Gas Furnaces

Furnaces

Table FUR-3-A — Features

	S9V2-VS Variable Speed	S9V2 Variable Speed	S9X2 Multi-Speed
• Comfort-R™ enhanced mode (cooling).....	✓	✓	—
• Standard 34" height	✓	✓	✓
• 3 Way poise Upflow furnace model (Upflow, Horizontal Left, Horizontal Right)	✓	✓	✓
• Dedicated Downflow furnace model	✓	✓	✓
• Front service access with easily accessible burners, sensors, orifices, switches, and other components	✓	✓	✓
• Cabinet has no knockouts - Rubber and plastic plugs come installed from factory	✓	✓	✓
• Gas can enter either side of cabinet	✓	✓	✓
• Condensate can exit either side of cabinet in Upflow orientation	✓	✓	✓
• Multiple venting options - Every model, every size will offer two venting options	✓	✓	✓
• New Integrated Furnace Control board with digital configuration, status, and fault codes	✓	✓	✓
• Improved alpha-numeric diagnostic codes	✓	✓	✓
• Dry contact Humidifier/EAC hook-up capability	✓	✓	✓
• Adjustable blower off delay for heating and cooling	✓	✓	✓
• Last six fault codes are stored (even with power loss)	✓	✓	✓
• Stainless steel primary and secondary heat exchanger tubes	✓	✓	✓
• Longer IFC wire harnesses allow door to be removed without disconnecting the harness	✓	✓	✓
• Alternate bottom/left/right return air (upflow models only)	✓	✓	✓
• Bottom panel	✓	✓	✓
• Direct drive, variable speed ECM blower motor - Constant airflow ECM (electronically commutated motor) ..	✓	✓	—
• Direct drive, multi speed ECM blower motor - Constant torque ECM (electronically commutated motor)	—	—	✓
• Dual PVC pipe venting (1 or 2 pipe option)	✓	✓	✓
• Two stage combination gas valve and regulator	✓	✓	✓
• Gasketed inner and outer door	✓	✓	✓
• Variable speed draft inducer motor	✓	—	—
• Heavy gauge reinforced wrap-around steel cabinet	✓	✓	✓
• Insulated blower compartment	✓	✓	✓
• Left/right condensate drain capability in vertical application	✓	✓	✓
• Service diagnostics with faults reported on IFC board	✓	✓	✓
• Manual reset flame roll out switches	✓	✓	✓
• Mobile home approved with mobile home kit	✓	✓	✓
• Multi-port in shot burners	✓	✓	✓
• Painted cabinet two tone color	✓	✓	✓
• Service diagnostic capabilities	✓	✓	✓
• Vortica® II blower housing	✓	✓	✓
• Slide out blower assembly on full-length rails	✓	✓	✓
• Side return duct starter tabs (upflow models only)	✓	✓	✓
• Silicon Nitride 120V hot surface igniter	✓	✓	✓
• Multiple heating blower speeds	✓	✓	✓
• Meets requirements for 1% or less air leakage	✓	✓	✓
• Registered limited lifetime heat exchanger warranty & 10-year on all other functional parts (Residential Use) ①	✓	✓	✓
• Optional extended warranties available	✓	✓	✓

Note: Variable speed furnaces should not be twinned and are not approved for twinning applications.

① Registered Limited Warranty terms are available when you register within 60 days of installation. You can register online at trane.com or by phone at 800-554-6413; otherwise Trane Base Limited Warranty terms will apply. Base Limited Warranty information on specific products can be found on Comforsite.com.

Table FUR-3-B — Optional Accessories

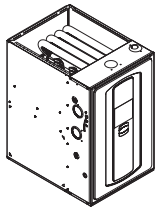
Model Number	Description	Shipping Weight	S9V2-VS 2 Stage 1 or 2 Pipe	S9V2 - 2 Stage 1 or 2 Pipe	S9X2 - 2 Stage 1 or 2 Pipe
BAYLPSS400B	LP Kit with Stainless Steel Burners	3	✓	✓	✓
BAYHANG	Horizontal hanging kit	2	✓	✓	✓
BAYVENT200B	Sidewall vent Termination Kit fo Direct vent furnaces	2	✓	✓	✓
BAYVENTCN200B	Sidewall vent Termination Kit fo Direct vent furnaces for Canadian applications2	2	✓	✓	✓
BAYAIR30AVENTA	Concentric vent kit for 2, 2½ and 3" vent system	11	✓	✓	✓
BAYAIR30CNVENT	Concentric vent kit for 2, 2½ and 3" vent system for Canadian applications ..	11	✓	✓	✓
BAYREDUCE	Reducer Coupling for Canadian applications (CPVC)	1	✓	✓	✓
BAYLIFTB	Dual return kit. B size extension	8	✓	✓	✓
BAYLIFTC	Dual return kit. C size extension	9	✓	✓	✓
BAYLIFTD	Dual return kit. D size extension	9	✓	✓	✓
BAYMFGH200B	Manufactured/mobile home kit	1	✓	✓	✓
BAYCNDTRAP2A	In-line condensate collector for 2" PVC pipe	1	✓	✓	✓
BAYCNDTRAP3A	In-line condensate collector for 3" PVC pipe	1	✓	✓	✓
BAYBASE205	Downflow subbase	8	✓	✓	✓
BAYFLTR206	Filter Access Door Kit (Downflow only)	2	✓	✓	✓
MAYBFERCOLKITA ②	Heat Shield, B size cabinet	3	✓	✓	✓
MAYCFERCOLKITA ②	Heat Shield, C size cabinet	3	✓	✓	✓
MAYDFERCOLKITA ②	Heat Shield, D size cabinet	3	✓	✓	✓

② Required on furnaces manufactured on or after 7/3/19 (with date code 19273 or after) when installed with a 4MXC or 4GXC coils in upflow or horizontal position. Not required in Downflow orientation.

For complete equipment / combination selections, installation instructions and warranty information, please refer to Product Data/Ratings and/or Installers Guides and Limited Warranty Handbooks.

S9X1 – Single Stage High Efficiency ECM

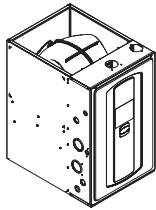
Table FUR-4-A – S9X1 High Efficiency 9 Speed ECM Motor, 1 Stage, Direct/Non-Direct Vent, Upflow/Horizontal Left/Horizontal Right Condensing Gas Furnace (120/1/60)③



**S9X1
Direct Vent
Upflow**

Unit Model No.	Airflow In Tons	Nominal Output (BTUH)	ICS① AFUE	Flue Size (in)	Ignition Device	Uncrated Dimensions (in.) H x W x D	Shipping Weight (lbs.)	Max Fuse*	Filter Sizes**
S9X1B040U3PSBA	2	38,800	96.0②	2, 3, 4	④	34 x 17 ¹ / ₂ x 28 ³ / ₄	122	15	16 x 25 x 1
S9X1B060U4PSBA	4	58,200	96.0②	2, 3, 4	④	34 x 17 ¹ / ₂ x 28 ³ / ₄	130	15	16 x 25 x 1
S9X1B080U4PSBA	4	77,600	96.0②	2, 3, 4	④	34 x 17 ¹ / ₂ x 28 ³ / ₄	135	15	16 x 25 x 1
S9X1C080U5PSBA	5	77,600	96.0②	2, 3, 4	④	34 x 21 x 28 ³ / ₄	149	15	20 x 25 x 1
S9X1C100U5PSBA	5	97,000	95.0②	2, 3, 4	④	34 x 21 x 28 ³ / ₄	155	15	20 x 25 x 1
S9X1D120U5PSBA	5	116,400	95.0②	3, 4	④	34 x 24 ¹ / ₂ x 28 ³ / ₄	167	15	24 x 25 x 1

Table FUR-4-B – S9X1 High Efficiency 9 Speed ECM Motor, 1 Stage, Direct/Non-Direct Vent, Downflow Condensing Gas Furnace (120/1/60)③



**S9X1
Direct Vent
Downflow**

Unit Model No.	Airflow In Tons	Nominal Output (BTUH)	ICS① AFUE	Flue Size (in)	Ignition Device	Uncrated Dimensions (in.) H x W x D	Shipping Weight (lbs.)	Max Fuse*	Filter Sizes**
S9X1B040D3PSBA	2	38,800	96.0②	2, 3, 4	④	34 x 17 ¹ / ₂ x 28 ³ / ₄	122	15	(2)14 x 20 x 1
S9X1B060D3PSBA	3	58,200	95.0②	2, 3, 4	④	34 x 17 ¹ / ₂ x 28 ³ / ₄	127	15	(2)14 x 20 x 1
S9X1B080D4PSBA	4	77,600	95.0②	2, 3, 4	④	34 x 17 ¹ / ₂ x 28 ³ / ₄	135	15	(2)14 x 20 x 1
S9X1C100D5PSBA	5	97,000	95.0②	2, 3, 4	④	34 x 21 x 28 ³ / ₄	155	15	(2)16 x 20 x 1
S9X1D120D5PSBA	5	116,400	95.0②	3, 4	④	34 x 24 ¹ / ₂ x 28 ³ / ₄	167	15	(2)16 x 20 x 1

① Isolated Combustion System. AFUE may vary based on poise.

② Energy Star.

③ Direct drive 9 speed motor is a high efficiency constant torque ECM blower motor.

④ Silicon Nitride Igniter.

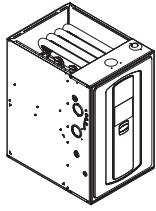
* Information subject to change. Please confirm with current Product Data/Service Facts for current factory production.

** Filters are not shipped with furnace. For Upflow furnaces, the size is for a bottom return filter.

Furnaces

S9B1 – Single Stage High Efficiency ECM

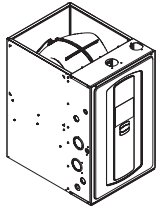
Table FUR-4-C – S9B1 High Efficiency 9 Speed ECM Motor, 1 Stage, Direct/Non-Direct Vent, Upflow/Horizontal Left/Horizontal Right Condensing Gas Furnace (120/1/60)③



**S9B1
Direct Vent
Upflow**

Unit Model No.	Airflow In Tons	Nominal Output (BTUH)	ICS① AFUE	Flue Size (in)	Ignition Device	Uncrated Dimensions (in.) H x W x D	Shipping Weight (lbs.)	Max Fuse*	Filter Sizes**
S9B1B040U3PSAA	2	38,800	92.1②	2, 3, 4	④	34 x 17 ¹ / ₂ x 28 ³ / ₄	122	15	16 x 25 x 1
S9B1B060U4PSAA	4	58,200	92.1②	2, 3, 4	④	34 x 17 ¹ / ₂ x 28 ³ / ₄	130	15	16 x 25 x 1
S9B1B080U4PSAA	4	77,600	92.1②	2, 3, 4	④	34 x 17 ¹ / ₂ x 28 ³ / ₄	135	15	16 x 25 x 1
S9B1C080U5PSAA	5	77,600	92.1②	2, 3, 4	④	34 x 21 x 28 ³ / ₄	149	15	20 x 25 x 1
S9B1C100U5PSAA	5	97,000	92.1②	2, 3, 4	④	34 x 21 x 28 ³ / ₄	155	15	20 x 25 x 1
S9B1D120U5PSAA	5	116,400	92.1②	3, 4	④	34 x 24 ¹ / ₂ x 28 ³ / ₄	167	15	24 x 25 x 1

Table FUR-4-D – S9B1 High Efficiency 9 Speed ECM Motor, 1 Stage, Direct/Non-Direct Vent, Downflow Condensing Gas Furnace (120/1/60)③



**S9B1
Direct Vent
Downflow**

Unit Model No.	Airflow In Tons	Nominal Output (BTUH)	ICS① AFUE	Flue Size (in)	Ignition Device	Uncrated Dimensions (in.) H x W x D	Shipping Weight (lbs.)	Max Fuse*	Filter Sizes**
S9B1B040D3PSAA	2	38,800	92.1②	2, 3, 4	④	34 x 17 ¹ / ₂ x 28 ³ / ₄	122	15	(2)14 x 20 x 1
S9B1B060D3PSAA	3	58,200	92.1②	2, 3, 4	④	34 x 17 ¹ / ₂ x 28 ³ / ₄	127	15	(2)14 x 20 x 1
S9B1B080D4PSAA	4	77,600	92.1②	2, 3, 4	④	34 x 17 ¹ / ₂ x 28 ³ / ₄	135	15	(2)14 x 20 x 1
S9B1C100D5PSAA	5	97,000	92.1②	2, 3, 4	④	34 x 21 x 28 ³ / ₄	155	15	(2)16 x 20 x 1
S9B1D120D5PSAA	5	116,400	92.1②	3, 4	④	34 x 24 ¹ / ₂ x 28 ³ / ₄	167	15	(2)16 x 20 x 1

① Isolated Combustion System. AFUE may vary based on poise.

② Energy Star.

③ Direct drive 9 speed motor is a high efficiency constant torque ECM blower motor.

④ Silicon Nitride Igniter.

* Information subject to change. Please confirm with current Product Data/Service Facts for current factory production.

** Filters are not shipped with furnace. For Upflow furnaces, the size is for a bottom return filter.

Convertible Gas Furnaces

Furnaces

Table FUR-5-A — Features

	S9X1 Variable Speed	S9B1 Multi-Speed
• Standard 34" height	✓	✓
• 3 Way poise Upflow furnace model (Upflow, Horizontal Left, Horizontal Right)	✓	✓
• Dedicated Downflow furnace model	✓	✓
• Front service access with easily accessible burners, sensors, orifices, switches, and other components	✓	✓
• Cabinet has no knockouts - Rubber and plastic plugs come installed from factory	✓	✓
• Gas can enter either side of cabinet	✓	✓
• Condensate can exit either side of cabinet in Upflow orientation	✓	✓
• Multiple venting options - Every model, every size will offer two venting options	✓	✓
• New Integrated Furnace Control board with digital configuration, status, and fault codes	✓	✓
• Improved alpha-numeric diagnostic codes	✓	✓
• Dry contact Humidifier/EAC hook-up capability	✓	—
• Adjustable blower off delay for heating and cooling	✓	✓
• Last six fault codes are stored (even with power loss)	✓	✓
• Stainless steel primary and secondary heat exchanger tubes	✓	✓
• Longer IFC wire harnesses allow door to be removed without disconnecting the harness	✓	✓
• Alternate bottom/left/right return air (upflow models only)	✓	✓
• Bottom panel	✓	✓
• Direct drive, 9 speed ECM blower motor - Constant torque ECM (electronically commutated motor)	✓	✓
• Dual PVC pipe venting (1 or 2 pipe option)	✓	✓
• Single-stage combination gas valve and regulator	✓	✓
• Gasketed inner and outer door	✓	✓
• Heavy gauge reinforced wrap-around steel cabinet	✓	✓
• Insulated blower compartment	✓	—
• Left/right condensate drain capability in vertical application	✓	✓
• Service diagnostics with faults reported on IFC board	✓	✓
• Manual reset flame roll out switches	✓	✓
• Mobile home approved with mobile home kit	✓	✓
• Multi-port in shot burners	✓	✓
• Service diagnostic capabilities	✓	✓
• Vortica® II blower housing	✓	✓
• Slide out blower assembly on full-length rails	✓	✓
• Side return duct starter tabs (upflow models only)	✓	✓
• Silicon Nitride 120V hot surface igniter	✓	✓
• Multiple heating blower speeds	✓	✓
• Meets requirements for 1% or less air leakage	✓	✓
• Registered limited lifetime heat exchanger warranty & 10-year on all other functional parts (Residential Use) ①	✓	✓
• Optional extended warranties available	✓	✓

① Registered Limited Warranty terms are available when you register within 60 days of installation. You can register online at trane.com or by phone at 800-554-6413; otherwise Trane Base Limited Warranty terms will apply. Base Limited Warranty information on specific products can be found on Comfortsite.com.

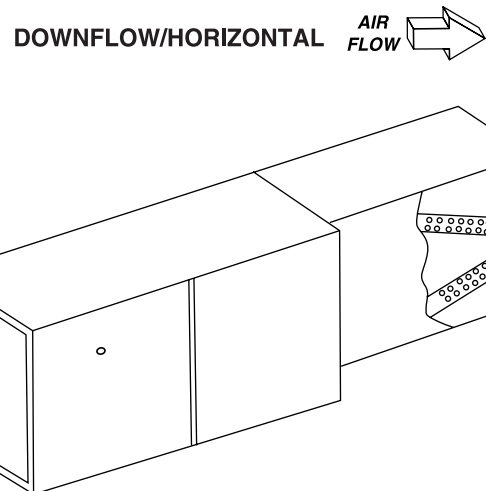
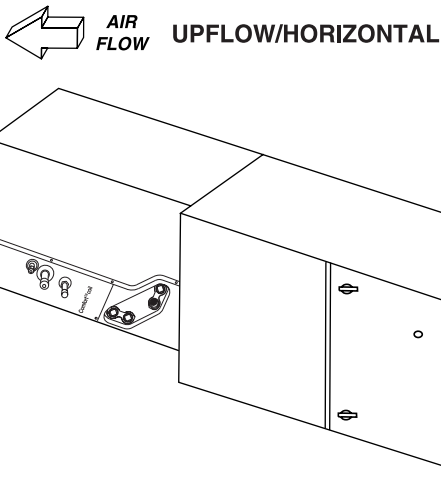
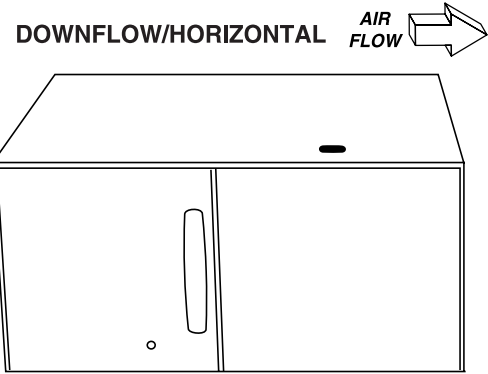
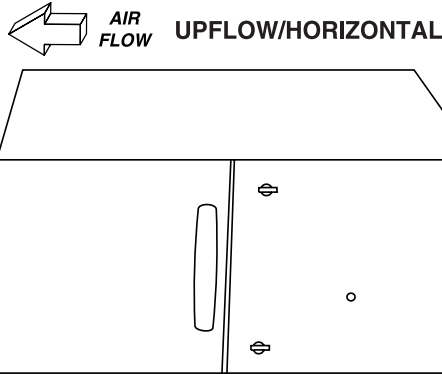
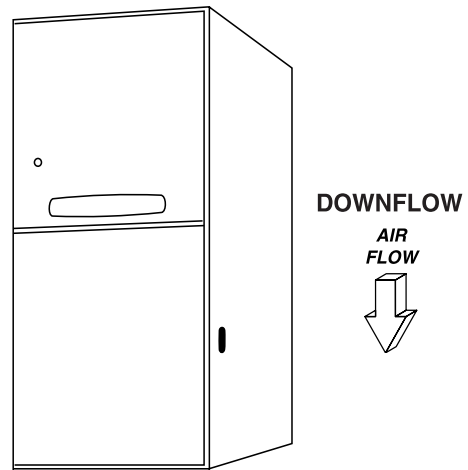
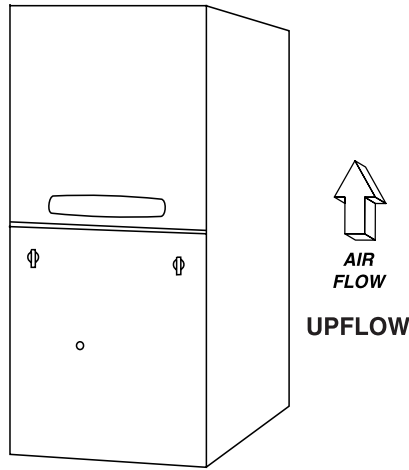
Table FUR-5-B — Optional Accessories

Model Number	Description	Shipping Weight	S9X1 - 1 Stage 1 or 2 Pipe	S9B1 - 1 Stage 1 or 2 Pipe
BAYLPSS400B	LP Kit with Stainless Steel Burners	3	✓	✓
BAYHANG	Horizontal hanging kit	2	✓	✓
BAYVENT200B	Sidewall vent Termination Kit fo Direct vent furnaces	2	✓	✓
BAYVENTCN200B	Sidewall vent Termination Kit fo Direct vent furnaces for Canadian applications	2	✓	✓
BAYAIR30AVENTA	Concentric vent kit for 2, 2½ and 3" vent system	11	✓	✓
BAYAIR30CNVENT	Concentric vent kit for 2, 2½ and 3" vent system for Canadian applications	11	✓	✓
BAYREDUCE	Reducer Coupling for Canadian applications (CPVC)	1	✓	✓
BAYLIFTB	Dual return kit. B size extension	8	✓	✓
BAYLIFTC	Dual return kit. C size extension	9	✓	✓
BAYLIFTD	Dual return kit. D size extension	9	✓	✓
BAYMFGH200B	Manufactured/mobile home kit	1	✓	✓
BAYCNDTRAP2A	In-line condensate collector for 2" PVC pipe	1	✓	✓
BAYCNDTRAP3A	In-line condensate collector for 3" PVC pipe	1	✓	✓
BAYBASE205	Downflow subbase	8	✓	✓
BAYFLTR206	Filter Access Door Kit (Downflow only)	2	✓	✓
MAYBFERCOLKITA ②	Heat Shield, B size cabinet	3	✓	✓
MAYCFERCOLKITA ②	Heat Shield, C size cabinet	3	✓	✓
MAYDFERCOLKITA ②	Heat Shield, D size cabinet	3	✓	✓

② Required on furnaces manufactured on or after 7/3/19 (with date code 19273 or after) when installed with a 4MXC or 4GXC coils in upflow or horizontal position. Not required in Downflow orientation.


For complete equipment / combination selections, installation instructions and warranty information, please refer to Product Data/Ratings and/or Installers Guides and Limited Warranty Handbooks.

Platinum 95, Silver 95h, Silver 95, and American Standard 92 Convertible Gas Furnaces Airflow Directions



Note: The forty inch (40") height condensing downflow/horizontal and upflow/horizontal furnaces may only be rotated onto their left side. Connection brackets for coil/furnace alignment are included with the furnaces. The apex of the coil may point into or away from the airflow.

Platinum 95 – Modulating, Communicating ECM Variable Speed



Platinum 95
Direct/Non-Direct Vent Upflow



Platinum 95
Direct/Non-Direct Vent Downflow

Table FUR-7-A – Platinum 95 Variable Speed, Communicating, Modulating Direct/Non-Direct Vent, Upflow/Horizontal Left Condensing Gas Furnace (115/1/60)④⑤⑦

Unit Model No.	Airflow In Tons	Output (Btuh)		ICS① AFUE Upflow / Horiz	Flue Size (in)	Uncrated Dimensions (in.) H x W x D	Shipping Weight (lbs.)	Max Fuse*	Filter Sizes**
		High Stage 100%	Low Stage 40%③						
AUHMB060ACV3VB	3	57,000	23,000	97.3② / 96.5②	2, 2 1/2, 3	40 x 17 1/2 x 28	158	15	17 x 25 x 1
AUHMB080ACV3VB	3	76,000	31,000	97.0② / 96.2②	2, 2 1/2, 3	40 x 17 1/2 x 28	168	15	17 x 25 x 1
AUHMC100ACV4VB	4	95,000	39,000	96.0② / 95.2②	2 1/2, 3	40 x 21 x 28	197	15	20 x 25 x 1
AUHMD120ACV5VB	5	114,000	52,000	97.0② / 96.2②	3	40 x 24 1/2 x 28	206	15	24 x 25 x 1

Table FUR-7-B – Platinum 95 Variable Speed, Communicating Modulating Direct/Non-Direct Vent, Downflow/Horizontal Right Condensing Gas Furnace (115/1/60)④⑤⑦

Unit Model No.	Airflow In Tons	Output (Btuh)		ICS① AFUE	Flue Size (in)	Ignition Device	Uncrated Dimensions (in.) H x W x D	Shipping Weight (lbs.)	Max Fuse*	Filter Sizes
		High Stage 100%	Low Stage 40%							
ADHMB060BCV3VB	3	57,000	22,800	95.0②	2, 2 1/2, 3	⑥	40 x 17 1/2 x 28	160	15	(2) 14 x 20 x 1
ADHMB080ACV3VB	3	76,000	30,400	96.0②	2, 2 1/2, 3	⑥	40 x 17 1/2 x 28	168	15	(2) 14 x 20 x 1
ADHMC100ACV4VB	4	96,000	38,400	96.0②	2 1/2, 3	⑥	40 x 21 x 28	185	15	(2) 16 x 20 x 1
ADHMD120BCV5VB	5	114,000	51,300	95.0②	3	⑥	40 x 24 1/2 x 28	206	15	(2) 16 x 20 x 1

Note: Variable speed furnaces should not be twinned and are not approved for twinning applications

- ① Isolated Combustion System. AFUE may vary based on poise.
- ② Energy Star.
- ③ Low stage is equal to 45% for AUHMD120 model.
- ④ Furnace use in 24, non-communicating mode.
- ⑤ Direct drive variable speed motor is an ECM constant airflow blower motor.
- ⑥ Silicon Nitride
- ⑦ Must use communicating thermostat with AccuLink™ II control.

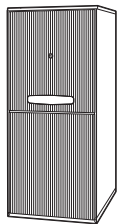
* Information subject to change. Please confirm with current Product Data/Service Facts for current factory production.

** For Upflow furnaces, the size is for a bottom return filter.

Silver 95h - Single Stage with ECM Multi-Speed Motor



Silver 95h
Direct/Non-Direct Vent Upflow



Silver 95h
Direct/Non-Direct Vent Downflow

Table FUR-7-C – Silver 95h Direct/Non-Direct Vent, Upflow/Horizontal Left Condensing Gas Furnace with Filter

Unit Model No.	Airflow In Tons	Nominal Output (Btuh)	ICS① AFUE Upflow / Horiz	Flue Size (in)	Ignition Device	Uncrated Dimensions (in.) H x W x D	Shipping Weight (lbs.)	Max Fuse*	Filter Sizes**
AUH1B060A9H31B	3	57,000	95.0③ / 94.2	2, 2 1/2, 3	②	40 x 17 1/2 x 28	150	15	17 x 25 x 1
AUH1B080A9H31C	3	73,150	95.0③ / 94.2	2, 2 1/2, 3	②	40 x 17 1/2 x 28	158	15	17 x 25 x 1
AUH1C100A9H41B	3 1/2	92,150	95.0③ / 94.2	3	②	40 x 21 x 28	171	15	20 x 25 x 1

Table FUR-7-D – Silver 95h Direct/Non-Direct Vent, Downflow/Horizontal Right Condensing Gas Furnace with Filter

Unit Model No.	Airflow In Tons	Nominal Output (Btuh)	ICS① AFUE	Flue Size (in)	Ignition Device	Uncrated Dimensions (in.) H x W x D	Shipping Weight (lbs.)	Max Fuse*	Filter Sizes**
ADH1B065A9H31B	3	57,000	95.0③	2, 2 1/2, 3	②	40 x 17 1/2 x 28	158	15	(2) 14 x 20 x 1
ADH1C085A9H41B	4	76,000	95.0③	2 1/2, 3	②	40 x 21 x 28	171	15	(2) 16 x 20 x 1
ADH1D110A9H51B	5	104,500	95.0③	2 1/2, 3	②	40 x 24 1/2 x 28	205	15	(2) 16 x 20 x 1

① Isolated Combustion System. AFUE may vary based on poise.

② Silicon Nitride Igniter..

③ Energy Star

* Information subject to change. Please confirm with current Product Data/Service Facts for current factory production.

** For Upflow furnaces, the size is for a bottom return filter.

Silver 95 – Single Stage



**Silver 95
Direct/Non-Direct
Vent Upflow**

Table FUR-8-A – Silver 95 Direct/Non-Direct Vent, Upflow/Horizontal Left Condensing Gas Furnace (115/1/60)

Unit Model No.	Airflow In Tons	Nominal Output (Btuh)	ICS ^① AFUE Upflow / Horiz	Flue Size (in)	Ignition Device	Uncrated Dimensions (in.) H x W x D	Shipping Weight (lbs.)	Max Fuse*	Filter** Sizes
AUH1B040A9241C	2	38,000	95.0 / 94.2	2, 2 1/2, 3	②	40 x 17 1/2 x 28	139	15	17 x 25 x 1
AUH1B060A9361C	3	57,000	95.0 / 94.2	2, 2 1/2, 3	②	40 x 17 1/2 x 28	150	15	17 x 25 x 1
AUH1B080A9421C	3 1/2	73,150	95.0 / 94.2	2, 2 1/2, 3	②	40 x 17 1/2 x 28	158	15	17 x 25 x 1
AUH1C080A9601C	5	76,000	95.0 / 94.2	3	②	40 x 21 x 28	171	20	20 x 25 x 1
AUH1C100A9481C	4	92,150	95.0 / 94.2	3	②	40 x 21 x 28	171	20	20 x 25 x 1
AUH1D100A9601C	5	92,150	95.0 / 94.2	3	②	40 x 24 1/2 x 28	197	20	24 x 25 x 1
AUH1D120A9601C	5	104,500	95.0 / 94.2	3	②	40 x 24 1/2 x 28	205	20	24 x 25 x 1



**Silver 95
Direct/Non-Direct
Vent Downflow**

Table FUR-8-B – Silver 95 Direct/Non-Direct Vent, Downflow/Horizontal Right Condensing Gas Furnace (115/1/60)

Unit Model No.	Airflow In Tons	Nominal Output (Btuh)	ICS ^① AFUE	Flue Size (in)	Ignition Device	Uncrated Dimensions (in.) H x W x D	Shipping Weight (lbs.)	Max Fuse*	Filter** Sizes
ADH1B040A9241C	2	38,000	95.0	2, 2 1/2, 3	②	40 x 17 1/2 x 28	155	15	(2) 14 x 20 x 1
ADH1B065A9421C	3 1/2	57,000	95.0	2, 2 1/2, 3	②	40 x 17 1/2 x 28	168	15	(2) 14 x 20 x 1
ADH1C085A9481C	4	76,000	95.0	2 1/2, 3	②	40 x 21 x 28	185	20	(2) 16 x 20 x 1
ADH1D110A9601C	5	104,500	95.0	2 1/2, 3	②	40 x 24 1/2 x 28	206	20	(2) 16 x 20 x 1

① Isolated Combustion System. AFUE may vary based on poise.

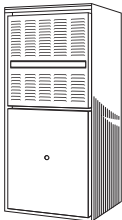
② Silicon Nitride Igniter.

* Information subject to change. Please confirm with current Product Data/Service Facts for current factory production.

** Filters are not shipped with furnace. For Upflow furnaces, the size is for a bottom return filter.

Furnaces

American Standard 92 – Single Stage



**American Standard 92
Upflow**

Table FUR-8-C – AS92 Direct/Non-Direct Vent, Upflow/Horizontal Left Condensing Gas Furnace (115/1/60)

Unit Model No.	Airflow In Tons	Nominal Output (Btuh)	ICS ^① AFUE Upflow / Horiz	Flue Size (in)	Ignition Device	Uncrated Dimensions (in.) H x W x D	Shipping Weight (lbs.)	Max Fuse*	Filter** Sizes
AUC1B040A9241A	2	37,000	92.1 / 91.3	2, 2 1/2, 3	Silicon Nitride	40 x 17 1/2 x 28	139	15	17 x 25 x 1
AUC1B060A9361A	3	56,000	92.1 / 91.3	2, 2 1/2, 3	Silicon Nitride	40 x 17 1/2 x 28	150	15	17 x 25 x 1
AUC1B080A9421A	3 1/2	74,000	92.1 / 91.3	2, 2 1/2, 3	Silicon Nitride	40 x 17 1/2 x 28	158	15	17 x 25 x 1
AUC1C100A9481A	4	94,000	92.1 / 91.3	2 1/2, 3	Silicon Nitride	40 x 21 x 28	171	20	20 x 25 x 1
AUC1D100A9601A	5	93,000	92.1 / 91.3	2 1/2, 3	Silicon Nitride	40 x 24 1/2 x 28	197	20	24 x 25 x 1
AUC1D120A9601A	5	113,000	92.1 / 91.3	2 1/2, 3	Silicon Nitride	40 x 24 1/2 x 28	205	20	24 x 25 x 1

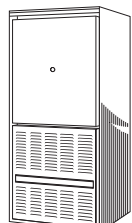
Table FUR-8-D – AS92 Direct/Non-Direct Vent, Downflow/Horizontal Right Condensing Gas Furnace (115/1/60)

Unit Model No.	Airflow In Tons	Nominal Output (Btuh)	ICS ^① AFUE	Flue Size (in)	Ignition Device	Uncrated Dimensions (in.) H x W x D	Shipping Weight (lbs.)	Max Fuse*	Filter** Sizes
ADC1B040A9241A	2	37,000	92.1	2, 2 1/2, 3	Silicon Nitride	40 x 17 1/2 x 28	145	15	(2) 14 x 20 x 1
ADC1B060A9361A	3	56,000	92.1	2, 2 1/2, 3	Silicon Nitride	40 x 17 1/2 x 28	155	15	(2) 14 x 20 x 1
ADC1B080A9421A	3 1/2	74,000	92.1	2, 2 1/2, 3	Silicon Nitride	40 x 17 1/2 x 28	168	15	(2) 14 x 20 x 1
ADC1C100A9481A	4	93,000	92.1	2 1/2, 3	Silicon Nitride	40 x 21 x 28	185	20	(2) 16 x 20 x 1
ADC1D120A9601A	5	112,000	92.1	2 1/2, 3	Silicon Nitride	40 x 24 1/2 x 28	206	20	(2) 16 x 20 x 1

① Isolated Combustion System. AFUE may vary based on poise.

* Information subject to change. Please confirm with current Product Data/Service Facts for current factory production.

** Filters are not shipped with furnace. For Upflow furnaces, the size is for a bottom return filter.



**American Standard 92
Downflow**

Platinum 95, Silver 95, Silver 95h, and American Standard 92 Convertible Gas Furnaces

Airflow Directions:

Downflow models when placed in horizontal position provide left to right airflow. Upflow models when placed in horizontal position provide right to left airflow.

Table FUR-9-A – Features

	AUHM ADHM Modulating 1 or 2 Pipe Variable Speed	AUH1-H ADH1-H 1 Stage 1 or 2 Pipe	AUH1 ADH1 1 Stage 1 or 2 Pipe	AUC1 ADC1 1 Stage 1 or 2 Pipe
• Comfort-R™ enhanced mode (cooling)	✓	—	—	—
• AccuLink™ II system②	✓	—	—	—
• Meets requirements for 2% or less air leakage	✓	✓	✓	—
• Adjustable heating fan off timing	✓	✓	✓	✓
• Alternate bottom/left/right return air (upflow models only)	✓	✓	✓	✓
• Blower door safety switch	✓	✓	✓	✓
• Bottom panel (upflow models only)	✓	✓	✓	✓
• Cleanable/Reusable high velocity filters	✓	✓	—	—
• Complete front service access	✓	✓	✓	✓
• Direct drive, multi-speed (PSC) blower motor	—	—	✓	✓
• Direct drive, multi-speed ECM blower motor (high efficiency)*	—	✓	—	—
• Direct drive, variable speed ECM blower motor**	✓	—	—	—
• Downflow horizontal right (downflow models only)	✓	✓	✓	✓
• Dual PVC pipe venting (1 or 2 pipe option)	✓	✓	✓	✓
• Two stage combination gas valve and regulator	—	—	—	—
• One stage combination gas valve and regulator	—	✓	—	—
• Modulating gas valve and regulator	✓	—	—	—
• Gasketed blower door (upflow models only)	✓	✓	✓	—
• Heavy gauge reinforced wrap-around steel cabinet	✓	✓	✓	✓
• Humidifier/EAC hook-up capability	✓	✓	—	—
• Inner blower door panel (downflow models only)	✓	✓	✓	✓
• Insulated blower compartment 4 sides	✓	✓	✓	—
• Integrated solid state control w/self diagnostics	✓	—	—	—
• Left/right condensate drain capability in vertical application	✓	—	—	—
• Service diagnostics with faults reported at the user interface	✓	—	—	—
• Lite Port™/Stored diagnostics	✓	—	—	—
• Manual reset flame roll out switches	✓	✓	✓	✓
• Mobile home approved w/BAYMFGH100A	—	✓	✓	✓
• Multi-port in shot burners	✓	✓	✓	✓
• Painted cabinet single color	—	—	—	✓
• Painted cabinet two tone color	✓	✓	✓	—
• Service diagnostic capabilities	✓	✓	✓	✓
• Side return duct starter tabs (upflow models only)	✓	✓	✓	✓
• Silicon Nitride hot surface igniter	✓	✓	✓	✓
• Single wire twinning	—	—	—	—
• Slide out blower assembly	✓	✓	✓	✓
• Solid burner door (quiet operation)	✓	✓	—	—
• 20 gauge aluminized steel heat exchanger	✓	✓	✓	✓
• 24 volt secondary fuse	✓	✓	✓	✓
• Multiple heating blower speeds	✓	✓	—	—
• Type 29-4C™ stainless steel secondary heat exchanger	✓	✓	—	—
• Upflow horizontal left (upflow models only)	✓	✓	✓	✓
• Variable speed venter motor	✓	—	—	—
• Registered limited lifetime heat exchanger warranty & 10-year on all other functional parts (Residential Use)①	✓	✓	✓	✓
• Optional extended warranties available	✓	✓	✓	✓

Note: Variable speed furnaces should not be twinned and are not approved for twinning applications.
 ① Registered Limited Warranty terms are available when you register within 60 days of installation. You can register online at americanstandardair.com or by phone at 800-554-8005; otherwise American Standard Heating & Air Conditioning's Base Limited Warranty terms will apply. Base Limited Warranty information on specific products can be found on ASDealerNet.com.

② Field configurable to 24V non-communicating mode.
 *Constant torque ECM (electronically commutated motor).
 **Constant airflow ECM (electronically commutated motor).

Furnaces

Platinum 95, Silver 95, Silver 95h, and American Standard 92 Convertible Gas Furnace

Furnaces

Airflow Directions:

Downflow models when placed in horizontal position provide left to right airflow. Upflow models when placed in horizontal position provide right to left airflow.

Table FUR-10-A – Optional Accessories

Model Number	Description	Shipping Weight	AUHM/ADHM Modulating 1 or 2 Pipe Variable Speed
BAYBASE205	Downflow subbase for downflow models only	8	✓
BAYFLTR200	External side filter rack	5	✓
BAYFLTR203	Filter kit horiz conversion for 17.5" cabinet	3	✓
BAYFLTR204	Filter kit horiz conversion for 21" cabinet	3	✓
BAYFLTR205	Filter kit horiz conversion for 24.5" cabinet	3	✓
BAYFLTR317①	Cleanable filter for 17.5" cabinet upflow only	2	✓
BAYFLTR321①	Cleanable filter for 21" cabinet upflow only	2	✓
BAYFLTR324①	Cleanable filter for 24.5" cabinet upflow only	2	✓
BAYLPKT220B	Propane conversion kit	2	✓
BAYLPSS220C	LP Kit with Stainless Steel Burners	2	✓
BAYRACK960A③	Filter rack kit for upflow models only (internal)②	5	✓
BAYAIR30AVENTA	Concentric vent kit for 2, 2½ and 3" vent system	11	✓
BAYAIR30CNVENT	Concentric vent kit for 2, 2½ and 3" vent system for Canadian applications	11	✓
BAYVENT200B	Sidewall vent Termination Kit fo Direct vent furnaces	2	✓
BAYVENTCN200B	Sidewall vent Termination Kit fo Direct vent furnaces for Canadian applications	2	✓
BAYVENT500A	Side vent kit for downflow models only	3	ADHM
BAYACCECOMM101	AccuClean™ hookup kit for communicating furnaces	1	✓

Note: Variable speed furnaces should not be twinned and are not approved for twinning applications.

① Contains one (1) high velocity filter.

② Internal filter rack for side or bottom return air. Includes 17 x 25" cleanable filter for use in side return applications. Bottom return applications require different sizes of filters which are not included. Airflow requirements over 1800 CFM require filters on both sides or a side and bottom or bottom only.

③ BAYRACK960A not allowed on right side return on AUH2B080A9V4V** models.

Airflow Directions:

Downflow models when placed in horizontal position provide left to right airflow. Upflow models when placed in horizontal position provide right to left airflow.

Table FUR-10-B – Optional Accessories

Model Number	Description	Shipping Weight	AUH1-H/ ADH1-H 2 Stage 1 or 2 Pipe	AUH1/ADH1/ AUX1/ADX1 1 Stage 1 or 2 Pipe	AUC1/ADC1 1 Stage 1 or 2 Pipe
BAYBASE205	Downflow subbase for downflow models only	8	✓	✓	✓
BAYFLTR200	External side filter rack	5	✓	✓	✓
BAYFLTR203	Filter kit horiz conversion for 17.5" cabinet	3	✓	✓	✓
BAYFLTR204	Filter kit horiz conversion for 21" cabinet	3	✓	✓	✓
BAYFLTR205	Filter kit horiz conversion for 24.5" cabinet	3	✓	✓	✓
BAYFLTR206	Filter access door kit (Downflow only)	2	✓	✓	✓
BAYFLTR317①	Cleanable filter for 17.5" cabinet upflow only	2	✓	✓	✓
BAYFLTR321①	Cleanable filter for 21" cabinet upflow only	2	✓	✓	✓
BAYFLTR324①	Cleanable filter for 24.5" cabinet upflow only	2	✓	✓	✓
BAYLPKT210B	Propane conversion kit	1	✓	✓	✓
BAYLPSS210B	LP Kit with Stainless Steel Burners	1	✓	✓	✓
BAYMFGH100A	Manufactured/mobil home kit	2	✓	✓	✓
BAYRACK960A	Filter rack kit for upflow models only (internal)②	5	✓	✓	✓
BAYAIR30AVENTA	Concentric vent kit for 2, 2½ and 3" vent system	11	✓	✓	✓
BAYAIR30CNVENT	Concentric vent kit for 2, 2½ and 3" vent system for Canadian applications	11	✓	✓	✓
BAYVENT200B	Sidewall vent Termination Kit fo Direct vent furnaces	2	✓	✓	✓
BAYVENTCN200B	Sidewall vent Termination Kit fo Direct vent furnaces for Canadian applicat.	2	✓	✓	✓
BAYVENT500A	Side vent kit for downflow models only	3	✓	✓	✓

Note: Variable speed furnaces should not be twinned and are not approved for twinning applications.

① Contains one (1) high velocity filter.

② Internal filter rack for side or bottom return air. Includes 17 x 25" cleanable filter for use in side return applications. Bottom return applications require different sizes of filters which are not included. Airflow requirements over 1800 CFM require filters on both sides or a side and bottom or bottom only.

Special Use Furnace Accessories

Table FUR-11-A — High Altitude Pressure Switch 90%

Model Number	Description	Used With	Shipping Weight
BAYHALT225	1 Switch	AUC080,100C948,120C,ADC080,120C	2
BAYHALT226	1 Switch	AUC,ADC060C	2
BAYHALT227	1 Switch	AUC100C948	2
BAYHALT228	1 Switch	AUC/ADC040C	2
BAYHALT230	1 Switch	AUX/ADX040C,AUX1B040,D100/ADX1B040	2
BAYHALT231	1 Switch	AUX060C,AUX1060C	2
BAYHALT232	1 Switch	AUX080C,AUX1B080C	2
BAYHALT233	1 Switch	AUX100,120C/ADX080,120C,AUX1C100,D120/ADX1B080,D120	2
BAYHALT234	1 Switch	ADX100C,ADX1C100	2
BAYHALT241	1 Switch	ADX060C,ADX1B060	2
BAYHALT245	2 Switches	ADX/AUX/ADY/AUY060-R	2
BAYHALT246	2 Switches	ADX/AUX/ADY/AUY080,100-R	2
BAYHALT247	2 Switches	ADX/AUX/ADY/AUY120-R	2
BAYHALT248	1 Switch	AUD1/ADD1,AUE1/ADE	2
BAYHALT249	1 Switch	AUD2,AUD-R-K,ADD-R-F,ADD2	2

Table FUR-11-B — High Altitude Pressure Switch 90%

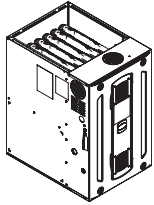
Model Number	Description	Used With	Shipping Weight
BAYSWT01AHALTA	1 Switch	AUC1B040,AUC1D100,ADC1B040,AUX1B040, AUX1D100,ADX1B040,AUH1B040,ADH1B040,ADH1C085	2
BAYSWT02AHALTA	1 Switch	AUC1B060,AUX1B060	2
BAYSWT03AHALTA	1 Switch	AUC1B080,AUX1B080	2
BAYSWT04AHALTA	1 Switch	AUC1C100,AUC1D120,ADC1B080, ADC1C100,ADC1D120,AUX1C100,AUX1D120, ADX1B080,ADX1D120,AUH1B060, AUH1D100, AUH1D120	2
BAYSWT05AHALTA	1 Switch	ADX1C100,AUH1B080,AUH1C100,ADH1D110	2
BAYSWT06AHALTA	1 Switch	ADC1B060,ADX1B060	2
BAYSWT07AHALTA	1 Switch	AUH3/AUHMB060,ADH3/ADHMB060,AUX2B060,ADX2B060, AUY060R,ADY060R	2
BAYSWT08AHALTA	1 Switch	AUX2B080,AUX2C100,ADX2B080,ADX2C100,AUY120R,ADY120R, AUH2B080,ADH2B080,AUH2C100,ADH2C100,AUH2D120, ADH2D120,AUH3/AUHMD120,ADH3/ADHMD120	2
BAYSWT09AHALTA	1 Switch	AUX2D120,ADX2D120,AUY080R,ADY080R,AUY100R, ADY100R,AUH3/AUHMB080,ADH3/ADHMB080,AUH3/AUHMC100, ADH/ADHM3C100	2
BAYSWT10AHALTA	1 Switch	AUH2B060A,ADH2B060A	2
BAYSWT11AHALTA	1 Switch	AUH1C080	2
BAYSWT12AHALTA	1 Switch	ADH1B065	2
BAYSWT01AMALTB	1 Switch	AUX1	2

The following changes occurred beginning with serial number 6151:

1. All 2 stage furnace changed from two separate pressure switches to one piggy back switch.
2. The high altitude pressure switches are now piggy back.
3. The new piggy back switches are not interchangeable with the original two switch design.
4. The pressure switch mounting plate is different for the piggy back switches.

S8X2 – Two Stage ECM

Table FUR-12-A – S8X2 2 Stage, Upflow/Downflow/Horizontal Left/Horizontal Right, Non-Condensing, Induced Draft Gas Furnace (120/1/60)②



**S8X2
4-Way
Multi-Poise**

Unit Model No.	Airflow In Tons	Output (Btuh)		ICS① AFUE	Flue Size (in)	Ignition Device	Uncrated Dimensions (in.) H x W x D	Shipping Weight (lbs.)	Max Fuse*	Filter Sizes**
		Stage 2	Stage 1							
S8X2A040M3PSAA	2-3	32,000	20,800	80.0	4	③	34 x 14½ x 28¾	102	15	14 x 25 x 1
S8X2B060M3PSAA	3	48,000	31,200	80.0	4	③	34 x 17½ x 28¾	130	15	16 x 25 x 1
S8X2B060M4PSAA	4	48,000	31,200	80.0	4	③	34 x 17½ x 28¾	132	15	16 x 25 x 1
S8X2B080M4PSAA	3-4	64,000	41,600	80.0	4	③	34 x 17½ x 28¾	137	15	16 x 25 x 1
S8X2C080M5PSAA	4-5	64,000	41,600	80.0	4	③	34 x 21 x 28¾	142	15	20 x 25 x 1
S8X2C100M5PSAA	4-5	80,000	52,000	80.0	4	③	34 x 21 x 28¾	144	15	20 x 25 x 1
S8X2D120M5PSAA	5	96,000	67,200	80.0	4	③	34 x 24½ x 28¾	160	15	24 x 25 x 1
Low NOx Models ④										
S8X2A040M3PTAA	2-3	32,000	20,800	80.0	4	③	34 x 14½ x 28¾	102	15	14 x 25 x 1
S8X2B060M3PTAA	3	48,000	31,200	80.0	4	③	34 x 17½ x 28¾	130	15	16 x 25 x 1
S8X2B060M4PTAA	4	48,000	31,200	80.0	4	③	34 x 17½ x 28¾	132	15	16 x 25 x 1
S8X2B080M4PTAA	3-4	64,000	41,600	80.0	4	③	34 x 17½ x 28¾	137	15	16 x 25 x 1
S8X2C080M5PTAA	4-5	64,000	41,600	80.0	4	③	34 x 21 x 28¾	142	15	20 x 25 x 1
S8X2C100M5PTAA	4-5	80,000	52,000	80.0	4	③	34 x 21 x 28¾	144	15	20 x 25 x 1
S8X2D120M5PTAA	5	96,000	67,200	80.0	4	③	34 x 24½ x 28¾	160	15	24 x 25 x 1

① Isolated Combustion System.

② 9 Speed direct drive motor is an ECM constant torque motor.

③ Silicon Nitride Igniter.

④ These models comply with California 40ng/J Low NOx regulations.

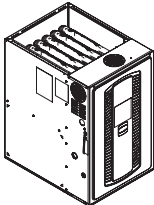
* Information subject to change. Please confirm with current Product Data/Service Facts for current factory production.

** Filters are not shipped with furnace.

Furnaces

S8X1 – Single Stage ECM

Table FUR-12-B – S8X1 1 Stage, Upflow/Downflow/Horizontal Left/Horizontal Right, Non-Condensing, Induced Draft Gas Furnace (120/1/60)②



**S8X1
4-Way
Multi-Poise**

Unit Model No.	Airflow In Tons	Nominal Output (Btuh)	ICS① AFUE	Flue Size (in)	Ignition Device	Uncrated Dimensions (in.) H x W x D	Shipping Weight (lbs.)	Max Fuse*	Filter Sizes**	
S8X1A026M2PSAA	2	20,800	80.0	4	③	34 x 14½ x 28¾	102	15	14 x 25 x 1	
S8X1A040M3PSAA	2-3	32,000	80.0	4	③	34 x 14½ x 28¾	102	15	14 x 25 x 1	
S8X1B040M2PSAA	2	32,000	80.0	4	③	34 x 17½ x 28¾	128	15	16 x 25 x 1	
S8X1B060M3PSAA	3	48,000	80.0	4	③	34 x 17½ x 28¾	130	15	16 x 25 x 1	
S8X1B060M4PSAA	4	48,000	80.0	4	③	34 x 17½ x 28¾	132	15	16 x 25 x 1	
S8X1B080M4PSAA	3-4	64,000	80.0	4	③	34 x 17½ x 28¾	137	15	16 x 25 x 1	
S8X1C080M5PSAA	4-5	64,000	80.0	4	③	34 x 21 x 28¾	142	15	20 x 25 x 1	
S8X1C100M5PSAA	4-5	80,000	80.0	4	③	34 x 21 x 28¾	144	15	20 x 25 x 1	
S8X1D120M5PSAA	5	96,000	80.0	4	③	34 x 24½ x 28¾	160	15	24 x 25 x 1	
Low NOx Models ④										
S8X1A026M2PTAA	2	20,800	80.0	4	③	34 x 14½ x 28¾	102	15	14 x 25 x 1	
S8X1A040M3PTAA	2-3	32,000	80.0	4	③	34 x 14½ x 28¾	102	15	14 x 25 x 1	
S8X1B040M2PTAA	2	32,000	80.0	4	③	34 x 17½ x 28¾	128	15	16 x 25 x 1	
S8X1B060M3PTAA	3	48,000	80.0	4	③	34 x 17½ x 28¾	130	15	16 x 25 x 1	
S8X1B060M4PTAA	4	48,000	80.0	4	③	34 x 17½ x 28¾	132	15	16 x 25 x 1	
S8X1B080M4PTAA	3-4	64,000	80.0	4	③	34 x 17½ x 28¾	137	15	16 x 25 x 1	
S8X1C080M5PTAA	4-5	64,000	80.0	4	③	34 x 21 x 28¾	142	15	20 x 25 x 1	
S8X1C100M5PTAA	4-5	80,000	80.0	4	③	34 x 21 x 28¾	144	15	20 x 25 x 1	
S8X1D120M5PTAA	5	96,000	80.0	4	③	34 x 24½ x 28¾	160	15	24 x 25 x 1	

① Isolated Combustion System.

② 9 Speed direct drive motor is an ECM constant torque motor.

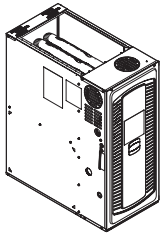
③ Silicon Nitride Igniter.

④ These models comply with California 40ng/J Low NOx regulations.

* Information subject to change. Please confirm with current Product Data/Service Facts for current factory production.

** Filters are not shipped with furnace.

S8B1 – Single Stage ECM



**S8B1
4-Way
Multi-Poise**

Table FUR-13-A – S8B1 1 Stage, Upflow/Downflow/Horizontal Left/Horizontal Right, Non-Condensing, Induced Draft Gas Furnace (120/1/60)②

Unit Model No.	Airflow In Tons	Nominal Output (Btuh)	ICS① AFUE	Flue Size (in)	Ignition Device	Uncrated Dimensions (in.) H x W x D	Shipping Weight (lbs.)	Max Fuse*	Filter Sizes**
S8B1A026M2PSAA	2	20,800	80.0	4	③	34 x 14 ¹ / ₂ x 28 ³ / ₄	102	15	14 x 25 x 1
S8B1A040M3PSAA	2-3	32,000	80.0	4	③	34 x 14 ¹ / ₂ x 28 ³ / ₄	102	15	14 x 25 x 1
S8B1B040M2PSAA	2	32,000	80.0	4	③	34 x 17 ¹ / ₂ x 28 ³ / ₄	128	15	16 x 25 x 1
S8B1B060M3PSAA	3	48,000	80.0	4	③	34 x 17 ¹ / ₂ x 28 ³ / ₄	130	15	16 x 25 x 1
S8B1B060M4PSAA	4	48,000	80.0	4	③	34 x 17 ¹ / ₂ x 28 ³ / ₄	132	15	16 x 25 x 1
S8B1B080M4PSAA	3-4	64,000	80.0	4	③	34 x 17 ¹ / ₂ x 28 ³ / ₄	137	15	16 x 25 x 1
S8B1C080M5PSAA	4-5	64,000	80.0	4	③	34 x 21 x 28 ³ / ₄	142	15	20 x 25 x 1
S8B1C100M5PSAA	4-5	80,000	80.0	4	③	34 x 21 x 28 ³ / ₄	144	15	20 x 25 x 1
S8B1D120M5PSAA	5	96,000	80.0	4	③	34 x 24 ¹ / ₂ x 28 ³ / ₄	160	15	24 x 25 x 1
Low NOx Models ④									
S8B1A026M2PTAA	2	20,800	80.0	4	③	34 x 14 ¹ / ₂ x 28 ³ / ₄	102	15	14 x 25 x 1
S8B1A040M3PTAA	2-3	32,000	80.0	4	③	34 x 14 ¹ / ₂ x 28 ³ / ₄	102	15	14 x 25 x 1
S8B1B040M2PTAA	2	32,000	80.0	4	③	34 x 17 ¹ / ₂ x 28 ³ / ₄	128	15	16 x 25 x 1
S8B1B060M3PTAA	3	48,000	80.0	4	③	34 x 17 ¹ / ₂ x 28 ³ / ₄	130	15	16 x 25 x 1
S8B1B060M4PTAA	4	48,000	80.0	4	③	34 x 17 ¹ / ₂ x 28 ³ / ₄	132	15	16 x 25 x 1
S8B1B080M4PTAA	3-4	64,000	80.0	4	③	34 x 17 ¹ / ₂ x 28 ³ / ₄	137	15	16 x 25 x 1
S8B1C080M5PTAA	4-5	64,000	80.0	4	③	34 x 21 x 28 ³ / ₄	142	15	20 x 25 x 1
S8B1C100M5PTAA	4-5	80,000	80.0	4	③	34 x 21 x 28 ³ / ₄	144	15	20 x 25 x 1
S8B1D120M5PTAA	5	96,000	80.0	4	③	34 x 24 ¹ / ₂ x 28 ³ / ₄	160	15	24 x 25 x 1

① Isolated Combustion System.

② 9 Speed direct drive motor is an ECM constant torque motor.

③ Silicon Nitride Igniter.

④ These models comply with California 40ng/J Low NOx regulations.

* Information subject to change. Please confirm with current Product Data/Service Facts for current factory production.

** Filters are not shipped with furnace.

Furnaces

Convertible Gas Furnaces

Table FUR-13-B – High Altitude Pressure Switch S8 Furnaces

Model Number	Description	Used With	Shipping Weight
BAYSWT14AHALTB	1 Switch	S8X1C080M5PSAA①, S8X1C100M5PSAA① S8B1C080M5PSAA①, S8B1C100M5PSAA①	2
BAYSWT15AHALTA	1 Switch	S8X1B060M3PSAA①, S8X1B060M4PSAA① S8X1B080M4PSAA①, S8B1B060M3PSAA① S8B1B060M4PSAA①, S8B1B080M4PSAA①	2
BAYSWT16AHALTA	2 Switches	S8X2C080M5PSAA①	2
BAYSWT17AHALTA	2 Switches	S8X2B060M3PSAA, S8X2B060M4PSAA	2
BAYSWT18AHALTA	2 Switches	S8X2B080M4PSAA①	2
BAYSWT19AHALTA	2 Switches	S8X2C100M5PSAA①	2
BAYSWT20AHALTA	1 Switch	S8X1A026M2PSAA①, S8B1A026M2PSAA①	2
BAYSWT21AHALTA	1 Switch	S8X1A040M3PSAA①, S8X1A040M3PSAA① S8X1B040M2PSAA ①, S8B1B040M2PSAA ①	2
BAYSWT22AHALTA	2 Switches	S8X2A040M3PSAA①	2
BAYSWT23AHALTA	2 Switches	S8X2B060M3PSAA②, S8X2B060M4PSAA②	2

Note: S8X1D120M5, S8B1D120M5 and S8X2D120M5 do not require high altitude pressure switch kits.

① SAAA & later or TAAA & later

② SAAB & later or TAAA & later

Convertible Gas Furnaces

Furnaces

Table FUR-14-A – Features

	S8X1 1 Stage	S8X2 2 Stage	S8B1 1 Stage
• Standard 34" height	✓	✓	✓
• 4 Way poise (Upflow, Downflow, Horizontal Left, Horizontal Right)	✓	✓	✓
• Front service access with easily accessible burners, sensors, orifices, switches, and other components	✓	✓	✓
• Cabinet has no knockouts - Plastic plugs come installed from factory	✓	✓	✓
• Gas can enter either side of cabinet	✓	✓	✓
• Multiple venting options - Every model, every size offers two venting options	✓	✓	✓
• New Integrated Furnace Control board with digital configuration, status, and fault codes	✓	✓	✓
• Improved alpha-numeric diagnostic codes	✓	✓	✓
• Dry contact Humidifier/EAC hook-up capability	✓	✓	✓
• Adjustable blower off delay for heating and cooling	✓	✓	✓
• Last six fault codes are stored (even with power loss)	✓	✓	✓
• Aluminized heat exchanger tubes	✓	✓	✓
• Longer IFC wire harnesses allow door to be removed without disconnecting the harness	✓	✓	✓
• Alternate bottom/left/right return air (except downflow)	✓	✓	✓
• Bottom panel	✓	✓	✓
• Direct drive, 9 speed Constant Torque ECM blower motor	✓	✓	✓
• Two stage combination gas valve and regulator	—	✓	—
• Heavy gauge reinforced wrap-around steel cabinet	✓	✓	✓
• Insulated blower compartment ①	✓	✓	—
• Service diagnostics with faults reported on IFC board	✓	✓	✓
• Manual reset flame roll out switches	✓	✓	✓
• Multi-port in shot burners	✓	✓	✓
• Painted cabinet two tone color	✓	✓	—
• Service diagnostic capabilities	✓	✓	✓
• Vortica® II blower housing	✓	✓	✓
• Slide out blower assembly on full-length rails	✓	✓	✓
• Side return duct starter tabs	✓	✓	✓
• Silicon Nitride 120V hot surface igniter	✓	✓	✓
• Multiple heating blower speeds	✓	✓	✓
• Meets requirements for 1% or less air leakage ②	✓	✓	✓
• 20-year registered limited warranty on the heat exchanger & 10-year on all other functional parts (Residential Use) ③	✓	✓	✓
• Optional extended warranties available	✓	✓	✓

① 14.5" cabinets do not have insulation

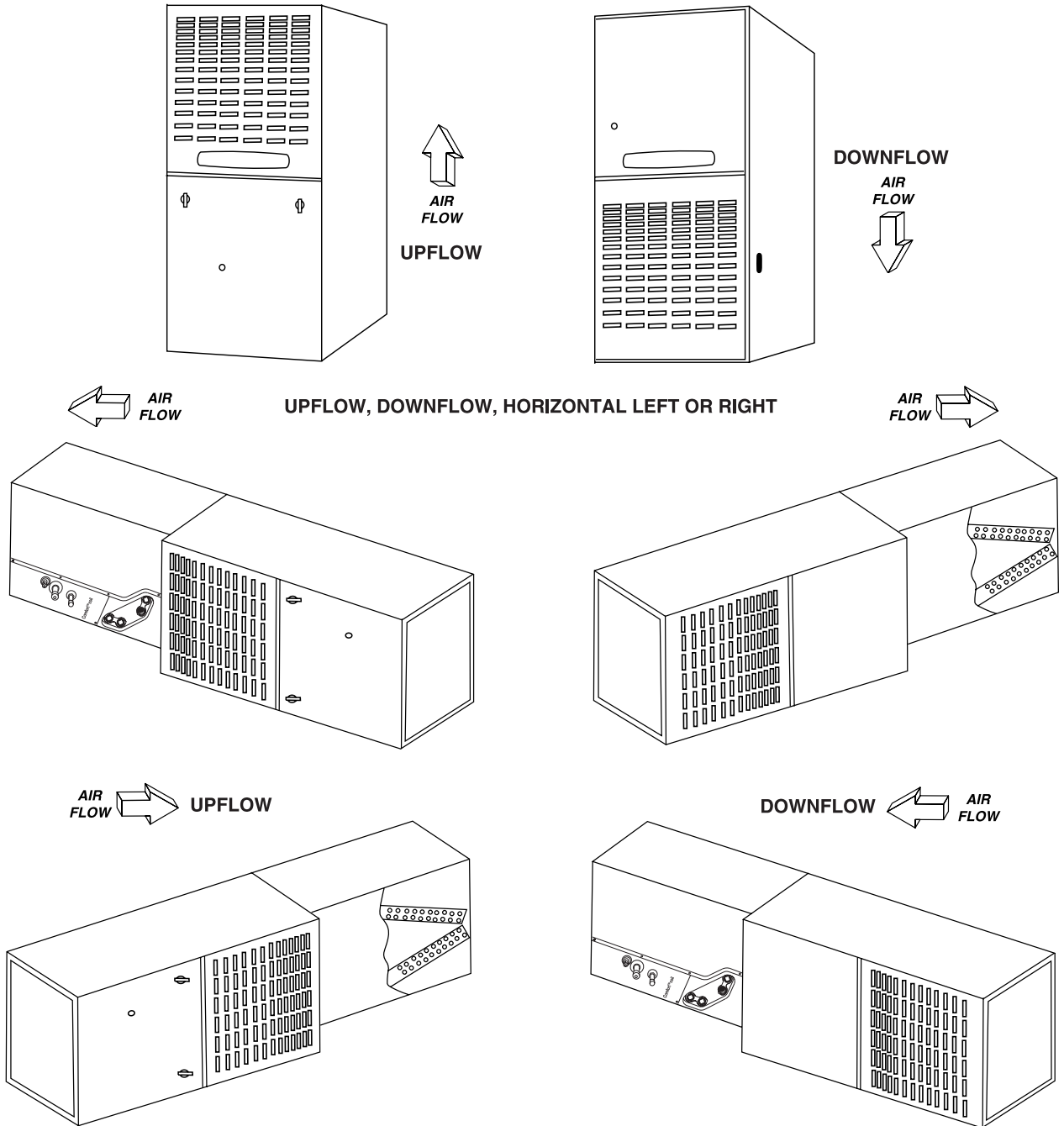
② 1.4% leakage on S8B1 models

③ Registered Limited Warranty terms are available when you register within 60 days of installation. You can register online at americanstandardair.com or by phone at 800-554-8005; otherwise American Standard Heating & Air Conditioning's Base Limited Warranty terms will apply. Base Limited Warranty information on specific products can be found on ASDealerNet.com.

Table FUR-14-B – Optional Accessories

Model Number	Description	Shipping Weight	S8X1 1 Stage	S8X2 2 Stage	S8B1 1 Stage
BAYLPSS400B	LP Kit with Stainless Steel Burners	3	(except 026)	✓	(except 026)
BAYLPSS410A	LP Kit with Stainless Steel Burners	3	S8X1A026	—	S8B1A026
BAYHANG	Horizontal hanging kit	2	✓	✓	✓
BAYSF1165A	1" SlimFit Box with MERV 4 Filter (side return)	5	✓	✓	✓
BAYFLTR203	Horizontal Filter Kit for B Cabinets	5	✓	✓	✓
BAYFLTR204	Horizontal Filter Kit for C Cabinets	5	✓	✓	✓
BAYFLTR205	Horizontal Filter Kit for D Cabinets	5	✓	✓	✓
BAYVENT600A	Internal venting kit	11	✓	✓	✓
BAYVENT800B	Masonry Chimney Vent Kit	11	✓	✓	✓
PIP02095	U fitting for gas piping	1	✓	✓	✓
BAYLIFTB	Dual return kit. B cabinet size extension	8	✓	✓	✓
BAYLIFTC	Dual return kit. C cabinet size extension	9	✓	✓	✓
BAYLIFTD	Dual return kit. D cabinet size extension	9	✓	✓	✓
BAYBASE205	Downflow subbase	8	✓	✓	✓
BAYFLTR206	Filter Access Door Kit (Downflow only)	2	✓	✓	✓


Platinum 80, Gold 80v, Gold 80, Silver 80h, Silver 80, and American Standard 80 Gas Furnaces Airflow Directions



Furnaces

Note: The non-condensing, forty inch (40") height furnaces may be laid on either side for horizontal application. Connection brackets for coil/furnace alignment are included with the furnaces. The apex of the coil may point into or away from the airflow.

Platinum 80 – Communicating Two Stage ECM Variable Speed



**Platinum 80
Upflow**

Table FUR-16-A – Platinum 80 Upflow/Horizontal Left or Right Induced Draft Gas Furnace (115/1/60) ①②④

Unit Model No.	Airflow In Tons	Output (Btuh)		ICS ^③ AFUE	Flue Size (in)	Ignition Device	Uncrated Dimensions (in.) H x W x D	Shipping Weight (lbs.)	Max Fuse*	Filter Sizes**
		Stage 2	Stage 1							
AUD2B060ACV32B	3	48,000	31,200	80.0	4	Silicon Nitride	40 x 17 1/2 x 28	136	15	17 x 25 x 1
AUD2B080ACV32B	3	64,000	41,600	80.0	4	Silicon Nitride	40 x 17 1/2 x 28	142	15	17 x 25 x 1
AUD2C080ACV42B	4	64,000	41,600	80.0	4	Silicon Nitride	40 x 21 x 28	155	15	17 x 25 x 1
AUD2B100ACV32B	3	80,000	52,000	80.0	4	Silicon Nitride	40 x 17 1/2 x 28	148	15	17 x 25 x 1
AUD2C100ACV52B	5	79,000	52,000	80.0	4	Silicon Nitride	40 x 21 x 28	175	15	20 x 25 x 1
AUD2D120ACV52B	5	97,000	62,400	80.0	4	Silicon Nitride	40 x 24 1/2 x 28	193	15	24 x 25 x 1
AUD2D140ACV52B	5	111,000	72,800	80.0	4	Silicon Nitride	40 x 24 1/2 x 28	197	15	24 x 25 x 1



**Platinum 80
Downflow**

Table FUR-16-B – Platinum 80 Downflow/Horizontal Left or Right Induced Draft Gas Furnace (115/1/60) ①②④

Unit Model No.	Airflow In Tons	Output (Btuh)		ICS ^③ AFUE	Flue Size (in)	Ignition Device	Uncrated Dimensions (in.) H x W x D	Shipping Weight (lbs.)	Max Fuse*	Filter Sizes
		Stage 2	Stage 1							
ADD2B060ACV32B	3	48,000	31,200	80.0	4	Silicon Nitride	40 x 17 1/2 x 28	140	15 (2)	14 x 20 x 1
ADD2B080ACV32B	3	63,000	41,600	80.0	4	Silicon Nitride	40 x 17 1/2 x 28	146	15 (2)	14 x 20 x 1
ADD2C100ACV52B	5	81,000	52,000	80.0	4	Silicon Nitride	40 x 21 x 28	166	15 (2)	16 x 20 x 1
ADD2D120ACV52B	5	95,000	62,400	80.0	4	Silicon Nitride	40 x 24 1/2 x 28	197	15 (2)	16 x 20 x 1

Note: Variable speed furnaces should not be twinned and are not approved for twinning applications.

① Must use communicating thermostat with AccuLink™ II control.

② Field convertible to 24V non-communicating.

③ Isolated Combustion System.


④ Direct drive variable speed motor is an ECM constant airflow blower motor.

* Information subject to change. Please confirm with current Product Data/Service Facts for current factory production.

** For Upflow furnaces, the size is for a bottom return filter.

Furnaces

Gold 80v – Two Stage ECM Variable Speed



**Gold 80v
Upflow**

Table FUR-16-C – Gold 80v Upflow/Horizontal Left or Right Induced Draft Gas Furnace (115/1/60) ②

Unit Model No.	Airflow In Tons	Output (Btuh)		ICS ^③ AFUE	Flue Size (in)	Ignition Device	Uncrated Dimensions (in.) H x W x D	Shipping Weight (lbs.)	Max Fuse*	Filter Sizes**
		Stage 2	Stage 1							
AUD2B060A9V3VB	3	48,000	31,200	80.0	4	Silicon Nitride	40 x 17 1/2 x 28	136	15	17 x 25 x 1
AUD2B080A9V3VB	3	64,000	41,600	80.0	4	Silicon Nitride	40 x 17 1/2 x 28	142	15	17 x 25 x 1
AUD2C080A9V4VB	4	64,000	41,600	80.0	4	Silicon Nitride	40 x 21 x 28	166	15	17 x 25 x 1
AUD2C080B9V4VB①	4	64,000	41,600	80.0	4	Silicon Nitride	40 x 21 x 28	166	15	17 x 25 x 1
AUD2B100A9V3VB	3	80,000	52,000	80.0	4	Silicon Nitride	40 x 17 1/2 x 28	142	15	17 x 25 x 1
AUD2C100A9V5VB	5	79,000	52,000	80.0	4	Silicon Nitride	40 x 21 x 28	166	20	20 x 25 x 1
AUD2C100B9V5VB①	5	79,000	52,000	80.0	4	Silicon Nitride	40 x 21 x 28	166	20	20 x 25 x 1
AUD2D120A9V5VB	5	97,000	62,400	80.0	4	Silicon Nitride	40 x 24 1/2 x 28	193	20	24 x 25 x 1
AUD2D120B9V5VB①	5	97,000	62,400	80.0	4	Silicon Nitride	40 x 24 1/2 x 28	193	20	24 x 25 x 1
AUD2D140A9V5VB	5	111,000	72,800	80.0	4	Silicon Nitride	40 x 24 1/2 x 28	197	20	24 x 25 x 1

Table FUR-16-D – Gold 80v Downflow/Horizontal Left or Right Induced Draft Gas Furnace (115/1/60) ②

Unit Model No.	Airflow In Tons	Output (Btuh)		ICS ^③ AFUE	Flue Size (in)	Ignition Device	Uncrated Dimensions (in.) H x W x D	Shipping Weight (lbs.)	Max Fuse*	Filter Sizes
		Stage 2	Stage 1							
ADD2B060A9V3VA	3	48,000	31,200	80.0	4	Silicon Nitride	40 x 17 1/2 x 28	140	15 (2)	14 x 20 x 1
ADD2B080A9V3VA	3	63,000	41,600	80.0	4	Silicon Nitride	40 x 17 1/2 x 28	146	15 (2)	14 x 20 x 1
ADD2C100A9V5VA	5	81,000	52,000	80.0	4	Silicon Nitride	40 x 21 x 28	166	20 (2)	16 x 20 x 1
ADD2D120A9V5VA	5	95,000	62,400	80.0	4	Silicon Nitride	40 x 24 1/2 x 28	197	20 (2)	16 x 20 x 1

Note: Variable speed furnaces should not be twinned and are not approved for twinning applications.

① Model has high efficiency blower assembly.

② This furnace family uses a two speed draft inducer.

③ Isolated Combustion System.


* Information subject to change. Please confirm with current Product Data/Service Facts for current factory production.

** For Upflow furnaces, the size is for a bottom return filter.



**Gold 80v
Downflow**


Gold 80 – Two Stage



**Gold 80
Upflow**

Table FUR-17-A – Gold 80 Upflow/Horizontal, Left or Right Induced Draft Gas Furnace (115/1/60)

Unit Model No.	Airflow		Output (Btuh)		ICS ^① AFUE	Flue Size (in.)	Ignition Device	Uncrated Dimensions (in.) H x W x D	Shipping Weight (lbs.)	Max Fuse*	Filter Sizes**
	In Tons	Stage 2	Stage 1	Stage 2							
AUD2A040A9242A	2	32,000	20,800	80.0	4	Silicon Nitride	40 x 14 ¹ / ₂ x 28	119	15	17 x 25 x 1	
AUD2A060A9362A	3	47,000	31,200	80.0	4	Silicon Nitride	40 x 14 ¹ / ₂ x 28	127	15	17 x 25 x 1	
AUD2B060A9362A	3	47,000	31,200	80.0	4	Silicon Nitride	40 x 17 ¹ / ₂ x 28	132	15	17 x 25 x 1	
AUD2B080A9362A	3	63,000	41,600	80.0	4	Silicon Nitride	40 x 17 ¹ / ₂ x 28	142	15	17 x 25 x 1	
AUD2B080A9482A	4	63,000	41,600	80.0	4	Silicon Nitride	40 x 17 ¹ / ₂ x 28	142	15	17 x 25 x 1	
AUD2B100A9362A	3	79,000	52,000	80.0	4	Silicon Nitride	40 x 17 ¹ / ₂ x 28	151	15	17 x 25 x 1	
AUD2C100A9482A	4	79,000	52,000	80.0	4	Silicon Nitride	40 x 21 x 28	162	15	20 x 25 x 1	
AUD2C100A9602A	5	80,000	52,000	80.0	4	Silicon Nitride	40 x 21 x 28	162	20	20 x 25 x 1	
AUD2D100A9602A	5	80,000	52,000	80.0	4	Silicon Nitride	40 x 24 ¹ / ₂ x 28	175	20	24 x 25 x 1	
AUD2C120A9542A	4.5	95,000	62,400	80.0	4	Silicon Nitride	40 x 21 x 28	176	20	20 x 25 x 1	
AUD2D120A9602A	5	95,000	62,400	80.0	4	Silicon Nitride	40 x 24 ¹ / ₂ x 28	186	20	24 x 25 x 1	
AUD2D140A9602A	5	112,000	72,800	80.0	4	Silicon Nitride	40 x 24 ¹ / ₂ x 28	192	20	24 x 25 x 1	



**Gold 80
Downflow**

Table FUR-17-B – Gold 80 Downflow/Horizontal Left or Right Induced Draft (115/1/60)


Unit Model No.	Airflow		Output (Btuh)		ICS ^① AFUE	Flue Size (in.)	Ignition Device	Uncrated Dimensions (in.) H x W x D	Shipping Weight (lbs.)	Max Fuse*	Filter** Sizes
	In Tons	Stage 2	Stage 1	Stage 2							
ADD2A040A9242A	2	32,000	20,800	80.0	4	Silicon Nitride	40 x 14 ¹ / ₂ x 28	125	15	(2) 14 x 20 x 1	
ADD2A060A9362A	3	47,000	31,200	80.0	4	Silicon Nitride	40 x 14 ¹ / ₂ x 28	135	15	(2) 14 x 20 x 1	
ADD2B060A9362A	3	48,000	31,200	80.0	4	Silicon Nitride	40 x 17 ¹ / ₂ x 28	140	15	(2) 14 x 20 x 1	
ADD2B080A9362A	3	64,000	41,600	80.0	4	Silicon Nitride	40 x 17 ¹ / ₂ x 28	152	15	(2) 14 x 20 x 1	
ADD2B100A9482A	4	79,000	52,000	80.0	4	Silicon Nitride	40 x 17 ¹ / ₂ x 28	157	15	(2) 14 x 20 x 1	
ADD2C100A9482A	4	79,000	52,000	80.0	4	Silicon Nitride	40 x 21 x 28	166	15	(2) 16 x 20 x 1	
ADD2C100A9602A	5	79,000	52,000	80.0	4	Silicon Nitride	40 x 21 x 28	168	20	(2) 16 x 20 x 1	
ADD2D120A9602A	5	94,000	62,400	80.0	4	Silicon Nitride	40 x 24 ¹ / ₂ x 28	189	20	(2) 16 x 20 x 1	
ADD2D140A9602A	5	112,000	72,800	80.0	4	Silicon Nitride	40 x 24 ¹ / ₂ x 28	196	20	(2) 16 x 20 x 1	

① Isolated Combustion System.

* Information subject to change. Please confirm with current Product Data/Service Facts for current factory production.

** Filters are not shipped with furnace. For Upflow furnaces, the size is for a bottom return filter.


Silver 80h – Single Stage with ECM Multi-Speed Motor



**Silver 80h
Upflow**

Table FUR-17-C – Silver 80h Upflow Horizontal, Left or Right Induced Draft Gas Furnace (115/1/60)

Unit Model No.	Airflow		Nominal Output (Btuh)	ICS ^① AFUE	Flue Size (in.)	Ignition Device	Uncrated Dimensions (in.) H x W x D	Shipping Weight (lbs.)	Max Fuse*	Filter Sizes**
	In Tons	Stage 2								
AUD1A040A9H21B	2	32,000	80.0	4	Silicon Nitride	40 x 14 ¹ / ₂ x 28	119	15	17 x 25 x 1	
AUD1B060A9H31B	3	47,000	80.0	4	Silicon Nitride	40 x 17 ¹ / ₂ x 28	127	15	17 x 25 x 1	
AUD1B080A9H31B	3	63,000	80.0	4	Silicon Nitride	40 x 17 ¹ / ₂ x 28	142	15	17 x 25 x 1	
AUD1C080A9H41B	4	64,000	80.0	4	Silicon Nitride	40 x 21 x 28	142	15	20 x 25 x 1	
AUD1B100A9H31B	3	79,000	80.0	4	Silicon Nitride	40 x 17 ¹ / ₂ x 28	151	15	17 x 25 x 1	
AUD1C100A9H51B	5	79,000	80.0	4	Silicon Nitride	40 x 21 x 28	162	20	20 x 25 x 1	
AUD1D120A9H51B	5	96,000	80.0	4	Silicon Nitride	40 x 24 ¹ / ₂ x 28	186	20	24 x 25 x 1	
AUD1D140A9H51B	5	111,000	80.0	4	Silicon Nitride	40 x 24 ¹ / ₂ x 28	193	20	24 x 25 x 1	



**Silver 80h
Downflow**

Table FUR-17-D – Silver 80h Downflow Horizontal, Left or Right Induced Draft Gas Furnace (115/1/60)

Unit Model No.	Airflow		Nominal Output (Btuh)	ICS ^① AFUE	Flue Size (in.)	Ignition Device	Uncrated Dimensions (in.) H x W x D	Shipping Weight (lbs.)	Max Fuse*	Filter Sizes
	In Tons	Stage 2								
ADD1B060A9H31B	3	48,000	80.0	4	Silicon Nitride	40 x 17 ¹ / ₂ x 28	129	15	(2) 14 x 20 x 1	
ADD1B080A9H31B	3	64,000	80.0	4	Silicon Nitride	40 x 17 ¹ / ₂ x 28	146	15	(2) 14 x 20 x 1	
ADD1C100A9H51B	5	81,000	80.0	4	Silicon Nitride	40 x 21 x 28	167	20	(2) 16 x 20 x 1	
ADD1D120A9H51B	5	96,000	80.0	4	Silicon Nitride	40 x 24 ¹ / ₂ x 28	189	20	(2) 16 x 20 x 1	


Note: Silver 80h furnaces have constant torque ECM motors

① Isolated Combustion System.

* Information subject to change. Please confirm with current Product Data/Service Facts for current factory production.

** For Upflow furnaces, the size is for a bottom return filter.


Silver 80 – Single Stage



**Silver 80
Upflow**

Table FUR-18-A – Silver 80 Upflow/Horizontal Left or Right Induced Draft Gas Furnace (115/1/60)

Unit Model No.	Airflow In Tons	Nominal Output (Btuh)	ICS [Ⓞ] AFUE	Flue Size (in.)	Ignition Device	Uncrated Dimensions (in.) H x W x D	Shipping Weight (lbs.)	Max Fuse*	Filter** Sizes
AUD1A040A9241B	2	32,000	80.0	4	Silicon Nitride	40 x 14½ x 28	119	15	17 x 25 x 1
AUD1A040A9301B	2½	32,000	80.0	4	Silicon Nitride	40 x 14½ x 28	122	15	17 x 25 x 1
AUD1A060A9241B	2	47,000	80.0	4	Silicon Nitride	40 x 14½ x 28	124	15	17 x 25 x 1
AUD1A060A9361B	3	47,000	80.0	4	Silicon Nitride	40 x 14½ x 28	127	15	17 x 25 x 1
AUD1B060A9361B	3	47,000	80.0	4	Silicon Nitride	40 x 17½ x 28	132	15	17 x 25 x 1
AUD1B080A9241B	2	64,000	80.0	4	Silicon Nitride	40 x 17½ x 28	139	15	17 x 25 x 1
AUD1B080A9361B	3	63,000	80.0	4	Silicon Nitride	40 x 17½ x 28	142	15	17 x 25 x 1
AUD1B080A9481B	4	64,000	80.0	4	Silicon Nitride	40 x 17½ x 28	142	15	17 x 25 x 1
AUD1C080A9601B	5	64,000	80.0	4	Silicon Nitride	40 x 21 x 28	154	20	20 x 25 x 1
AUD1B100A9361B	3	79,000	80.0	4	Silicon Nitride	40 x 17½ x 28	151	15	17 x 25 x 1
AUD1B100A9451B	4	80,000	80.0	4	Silicon Nitride	40 x 17½ x 28	153	15	17 x 25 x 1
AUD1C100A9481B	4	79,000	80.0	4	Silicon Nitride	40 x 21 x 28	162	15	20 x 25 x 1
AUD1C100A9601B	5	79,000	80.0	4	Silicon Nitride	40 x 21 x 28	162	20	20 x 25 x 1
AUD1D100A9721B	6	80,000	80.0	4	Silicon Nitride	40 x 24½ x 28	175	20	24 x 25 x 1
AUD1C120A9541B	5	96,000	80.0	4	Silicon Nitride	40 x 21 x 28	176	20	20 x 25 x 1
AUD1D120A9601B	5	96,000	80.0	4	Silicon Nitride	40 x 24½ x 28	186	20	24 x 25 x 1
AUD1D140A9601B	5	111,000	80.0	4	Silicon Nitride	40 x 24½ x 28	193	20	24 x 25 x 1



**Silver 80
Downflow**

Table FUR-18-B – Silver 80 Downflow/Horizontal Left or Right Induced Draft Gas Furnace (115/1/60)

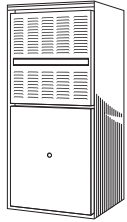
Unit Model No.	Airflow In Tons	Nominal Output (Btuh)	ICS [Ⓞ] AFUE	Flue Size (in.)	Ignition Device	Uncrated Dimensions (in.) H x W x D	Shipping Weight (lbs.)	Max Fuse*	Filter** Sizes
ADD1A060A9241B	2	48,000	80.0	4	Silicon Nitride	40 x 14½ x 28	129	15	(2) 14 x 20 x 1
ADD1A060A9361B	3	48,000	80.0	4	Silicon Nitride	40 x 14½ x 28	129	15	(2) 14 x 20 x 1
ADD1B060A9361B	3	48,000	80.0	4	Silicon Nitride	40 x 17½ x 28	134	15	(2) 14 x 20 x 1
ADD1B080A9361B	3	64,000	80.0	4	Silicon Nitride	40 x 17½ x 28	146	15	(2) 14 x 20 x 1
ADD1B080A9451B	4	64,000	80.0	4	Silicon Nitride	40 x 17½ x 28	146	15	(2) 14 x 20 x 1
ADD1B100A9451B	4	80,000	80.0	4	Silicon Nitride	40 x 17½ x 28	156	15	(2) 14 x 20 x 1
ADD1C100A9481B	4	80,000	80.0	4	Silicon Nitride	40 x 21 x 28	166	15	(2) 16 x 20 x 1
ADD1C100A9541B	5	81,000	80.0	4	Silicon Nitride	40 x 21 x 28	167	20	(2) 16 x 20 x 1
ADD1C120A9541B	5	96,000	80.0	4	Silicon Nitride	40 x 21 x 28	177	20	(2) 16 x 20 x 1
ADD1D120A9601B	5	96,000	80.0	4	Silicon Nitride	40 x 24½ x 28	189	20	(2) 16 x 20 x 1
ADD1D140A9601B	5	113,000	80.0	4	Silicon Nitride	40 x 24½ x 28	196	20	(2) 16 x 20 x 1

Ⓞ Isolated Combustion System.


* Information subject to change. Please confirm with current Product Data/Service Facts for current factory production.

** Filters are not shipped with furnace. For Upflow furnaces, the size is for a bottom return filter.

American Standard 80 – Single Stage



American Standard 80 Upflow



American Standard 80 Downflow

Table FUR-19-A – AS80 Upflow/Horizontal Left or Right Induced Draft Gas Furnace (115/1/60)

Unit Model No.	Airflow In Tons	Nominal Output (Btuh)	ICS ^① AFUE	Flue Size (in.)	Ignition Device	Uncrated Dimensions (in.) H x W x D	Shipping Weight (lbs.)	Max Fuse*	Filter** Sizes
AUE1A040A9241A	2	31,000	80.0	4	Silicon Nitride	40 x 14 ¹ / ₂ x 28	119	15	16 x 25 x 1
AUE1A060A9241A	2	47,000	80.0	4	Silicon Nitride	40 x 14 ¹ / ₂ x 28	124	15	16 x 25 x 1
AUE1A060A9361A	3	47,000	80.0	4	Silicon Nitride	40 x 14 ¹ / ₂ x 28	127	15	16 x 25 x 1
AUE1B060A9361A	3	47,000	80.0	4	Silicon Nitride	40 x 17 ¹ / ₂ x 28	132	15	17 x 25 x 1
AUE1B080A9361A	3	63,000	80.0	4	Silicon Nitride	40 x 17 ¹ / ₂ x 28	142	15	17 x 25 x 1
AUE1B080A9481A	4	64,000	80.0	4	Silicon Nitride	40 x 17 ¹ / ₂ x 28	142	15	17 x 25 x 1
AUE1B100A9361A	3	79,000	80.0	4	Silicon Nitride	40 x 17 ¹ / ₂ x 28	151	15	17 x 25 x 1
AUE1C100A9481A	4	79,000	80.0	4	Silicon Nitride	40 x 21 x 28	162	15	20 x 25 x 1
AUE1C100A9601A	5	79,000	80.0	4	Silicon Nitride	40 x 21 x 28	162	20	20 x 25 x 1
AUE1D120A9601A	5	96,000	80.0	4	Silicon Nitride	40 x 24 ¹ / ₂ x 28	186	20	24 x 25 x 1
AUE1D140A9601A	5	111,000	80.0	4	Silicon Nitride	40 x 24 ¹ / ₂ x 28	193	20	24 x 25 x 1

Table FUR-19-B – AS80 Downflow/Horizontal Left or Right Induced Draft Gas Furnace (115/1/60)

Unit Model No.	Airflow In Tons	Nominal Output (Btuh)	ICS ^① AFUE	Flue Size (in.)	Ignition Device	Uncrated Dimensions (in.) H x W x D	Shipping Weight (lbs.)	Max Fuse*	Filter** Sizes
ADE1A060A9361A	3	48,000	80.0	4	Silicon Nitride	40 x 14 ¹ / ₂ x 28	129	15 (2)	14 x 20 x 1
ADE1B060A9361A	3	48,000	80.0	4	Silicon Nitride	40 x 17 ¹ / ₂ x 28	134	15 (2)	14 x 20 x 1
ADE1B080A9451A	4	64,000	80.0	4	Silicon Nitride	40 x 17 ¹ / ₂ x 28	146	15 (2)	14 x 20 x 1
ADE1B100A9451A	4	80,000	80.0	4	Silicon Nitride	40 x 17 ¹ / ₂ x 28	156	15 (2)	14 x 20 x 1
ADE1C100A9601A	5	81,000	80.0	4	Silicon Nitride	40 x 21 x 28	167	20 (2)	16 x 20 x 1
ADE1D120A9601A	5	96,000	80.0	4	Silicon Nitride	40 x 24 ¹ / ₂ x 28	189	20 (2)	16 x 20 x 1

① Isolated Combustion System.

* Information subject to change. Please confirm with current Product Data/Service Facts for current factory production.

** Filters are not shipped with furnace. For Upflow furnaces, the size is for a bottom return filter.

Platinum 80, Gold 80v, Gold 80, Silver 80h, Silver 80, and American Standard 80 Convertible Gas Furnaces

Furnaces

Table FUR-20-A – Features

	AUD2-ACV/ ADD2-ACV 2 Stage 1 or 2 Pipe ②	AUD2-9V ADD2-9V 2 Stage ②	AUD2/ ADD2 2 Stage	AUD1-H/ ADD1-H 1 Stage High Efficiency	AUD1/ ADD1 1 Stage	AUE1/ ADE1 1 Stage
• Comfort-R™ enhanced mode (cooling)	✓	✓	—	—	—	—
• AccuLink™ system	✓	—	—	—	—	—
• Can be connected in communicating or 24V non-communicating modes	✓	—	—	—	—	—
• User interface for system configuration - Easy to use navigation buttons and plain text for clear description of features	✓	—	—	—	—	—
• Meets requirements for 2% or less air leakage.....	✓	✓	—	✓	✓	—
• Adjustable heating fan off timing	✓	✓	✓	✓	✓	✓
• Alternate bottom/left/right return air (upflow models only)	✓	✓	✓	✓	✓	✓
• Attractive color accents	✓	✓	✓	✓	✓	—
• Blower door safety switch.....	✓	✓	✓	✓	✓	✓
• Bottom Panel (upflow models only).....	✓	✓	✓	✓	✓	—
• Cleanable/reusable high velocity filters	✓	✓	—	✓	—	—
• Common vent capability.....	✓	✓	✓	✓	✓	✓
• Complete front service access.....	✓	✓	✓	✓	✓	✓
• Direct drive, multi-speed (PSC) blower motor	—	—	✓	—	—	✓
• Direct drive, multi-speed ECM blower motor (high efficiency)*	—	—	—	—	—	—
• Direct drive, variable speed ECM blower motor**	—	—	—	—	—	—
• Gasketed blower door	✓	✓	✓	✓	✓	—
• Heavy gauge reinforced wrap-around steel cabinet	✓	✓	✓	✓	✓	✓
• Horizontal left/right without conversion required	✓	✓	✓	✓	✓	✓
• Humidifier/EAC hook-up capability	✓	✓	✓	✓	✓	—
• Inner blower door panel (downflow models only).....	✓	✓	✓	✓	✓	—
• Insulated blower compartment 4 sides (upflow models only)	✓	✓	✓	✓	✓	—
• Integrated solid state control w/self diagnostics.....	✓	✓	✓	✓	✓	—
• Left/right gas connection.....	✓	✓	✓	✓	✓	—
• Manual reset flame roll out switches	✓	✓	✓	✓	✓	—
• Masonry Chimney Venting w/BAYVENT800B.....	✓	✓	✓	✓	✓	—
• Multi-port in shot burners	✓	✓	✓	✓	✓	—
• Painted cabinet single color	—	—	—	—	—	—
• Perfect fit door latches (upflow models only)	✓	✓	✓	✓	✓	—
• Right or left hand side knock out for venting (downflow models only).....	✓	✓	✓	✓	✓	—
• Selectable cooling fan off delay eliminates need for time delay relay	③	✓	✓	✓	✓	—
• Service diagnostic capabilities	✓	✓	✓	✓	✓	—
• Service diagnostics with faults reported at the user interface	✓	—	—	—	—	—
• Side return starter tabs (upflow models only).....	✓	✓	✓	✓	✓	—
• Silicon Nitride hot surface igniter with adaptive heat up	✓	✓	✓	✓	✓	—
• Single door filter access	✓	✓	✓	✓	✓	—
• Single wire twinning	—	—	✓	—	—	—
• Slide out blower assembly.....	✓	✓	✓	✓	✓	—
• 3-way vent option on downflow models (top, right or left) (downflow models only).....	—	✓	✓	✓	✓	—
• 20 gauge aluminized steel heat exchanger	✓	✓	✓	✓	✓	—
• 24 volt secondary fuse	—	✓	✓	✓	✓	—
• Multiple heating blower speeds.....	✓	✓	✓	—	—	—
• Two speed venter motor.....	✓	✓	✓	—	—	—
• Two tone color	✓	✓	✓	—	—	—
• Two-stage gas valve.....	✓	✓	✓	—	—	—
• Registered limited lifetime heat exchanger warranty and 10-year on all other functional parts (Residential Use)①	✓	✓	—	—	—	—
• Registered 20-year heat exchanger limited warranty and 10-year on all other functional parts (Residential Use)	—	—	✓	✓	✓	—
• Optional extended warranties available	✓	✓	✓	✓	✓	✓

PHASING OUT

Note: Variable speed furnaces should not be twinned and are not approved for twinning applications.
 ① Registered Limited Warranty terms are available when you register within 60 days of installation. You can register online at americanstandardair.com or by phone at 800-554-8005; otherwise American Standard Heating & Air Conditioning's Base Limited Warranty terms will apply. Base Limited Warranty information on specific products can be found on ASDealerNet.com.
 ② Variable Speed
 ③ Selectable through thermostat
 *Constant torque ECM (electronically commutated motor).
 **Constant airflow ECM (electronically commutated motor).

Platinum 80, Gold 80v, Gold 80, Silver 80h, Silver 80, and American Standard 80 Convertible Gas Furnaces

Table FUR-21-A — Optional Accessories

Model Number	Description	Shipping Weight	AUD2-ACV/ADD2-ACV 2 Stage Variable Speed	AUD2-9V/ ADD2-9V 2-Stg. Variable Speed
BAYBASE205	Downflow subbase for downflow models only	8	✓	✓
BAYFLTR200	Side Filter Rack (External)	5	✓	✓
BAYFLTR203	Filter kit horiz conversion for 17.5" cabinet	3	✓	✓
BAYFLTR204	Filter kit horiz conversion for 21" cabinet	3	✓	✓
BAYFLTR205	Filter kit horiz conversion or 24.5" cabinet	3	✓	✓
BAYFLTR206	Filter Access Door Kit (Downflow only)	2	✓	✓
BAYFLTR321①	Cleanable filter for 21" cabinet upflow only	2	✓	✓
BAYFLTR324①	Cleanable filter for 24.5" cabinet upflow only	2	✓	✓
BAYLPKT210B	Propane conversion kit	1	✓	✓
BAYLPSS210B	LP Kit with Stainless Steel Burners	1	✓	✓
BAYRACK960A②	Filter Rack Kit for upflow models only (internal)	5	✓	✓
BAYVENT800B	Masonry chimney vent kit	2	✓	✓

① Contains one (1) high velocity filter.

② Internal filter rack for side or bottom return air. Includes 17 x 25" cleanable filter for use in side return applications. Bottom return applications require different sizes of filters which are not included. Airflow requirements over 1800 CFM require filters on both sides or a side and bottom or bottom only.

Table FUR-21-B — Optional Accessories

Model Number	Description	Shipping Weight	AUD2/ADD2 2 Stage	AUD1-H/ADD1-H 1 Stage High Efficiency	AUD1/ADD1 1 Stage	AUE1/ADE1 1 Stage
BAYBASE205	Downflow subbase for downflow models only	8	✓	✓	✓	✓
BAYFLTR200	Side Filter Rack (External)	5	✓	✓	✓	—
BAYFLTR203	Filter kit horiz conversion for 17.5" cabinet	3	✓	✓	✓	✓
BAYFLTR204	Filter kit horiz conversion for 21" cabinet	3	✓	✓	✓	✓
BAYFLTR205	Filter kit horiz conversion or 24.5" cabinet	3	✓	✓	✓	✓
BAYFLTR206	Filter Access Door Kit (Downflow only)	2	✓	✓	✓	✓
BAYFLTR317①	Cleanable filter for 14.5" and 17.5" cabinet upflow only	2	✓	✓	✓	✓
BAYFLTR321①	Cleanable filter for 21" cabinet upflow only	2	✓	✓	✓	✓
BAYFLTR324①	Cleanable filter for 24.5" cabinet upflow only	2	✓	✓	✓	✓
BAYLPKT210B	Propane conversion kit	1	✓	✓	✓	✓
BAYLPSS210B	LP Kit with Stainless Steel Burners	1	✓	✓	✓	✓
BAYRACK960A②	Filter Rack Kit for upflow models only (internal)	5	✓	✓	✓	✓
BAYVENT800B	Masonry chimney vent kit	2	✓	✓	✓	✓

Note: Variable speed furnaces should not be twinned and are not approved for twinning applications.

① Contains one (1) high velocity filter.

② Internal filter rack for side or bottom return air. Includes 17 x 25" cleanable filter for use in side return applications. Bottom return applications require different sizes of filters which are not included. Airflow requirements over 1800 CFM require filters on both sides or a side and bottom or bottom only.

Furnaces

BUILT TO A HIGHER STANDARD™

American Standard®

HEATING & AIR CONDITIONING

High Efficiency Oil Furnaces

Ordering Information

Variable and Non-Variable Speed High Efficiency Oil Furnaces

American Standard Oil Furnaces are available from your local distributor.

For availability and support, contact your local distributor.

Furnaces



Intertek