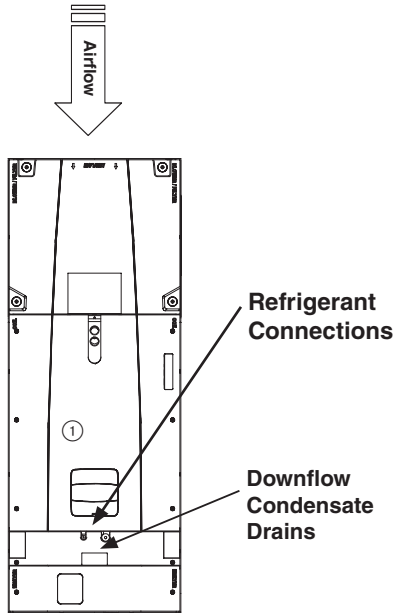


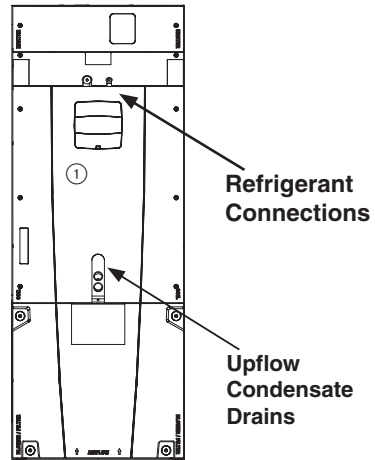
# Multi-position Air Handler

\* **Note: No internal modifications required for any position.**

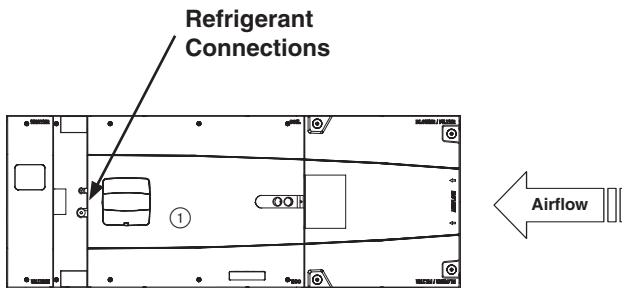
① Badge rotation will keep brand in correct position



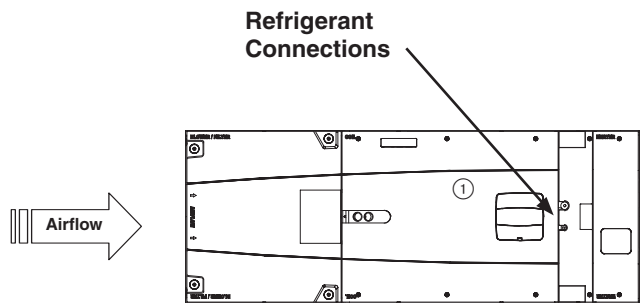
**Vertical Downflow\***



**Vertical Upflow\*  
(as shipped)**

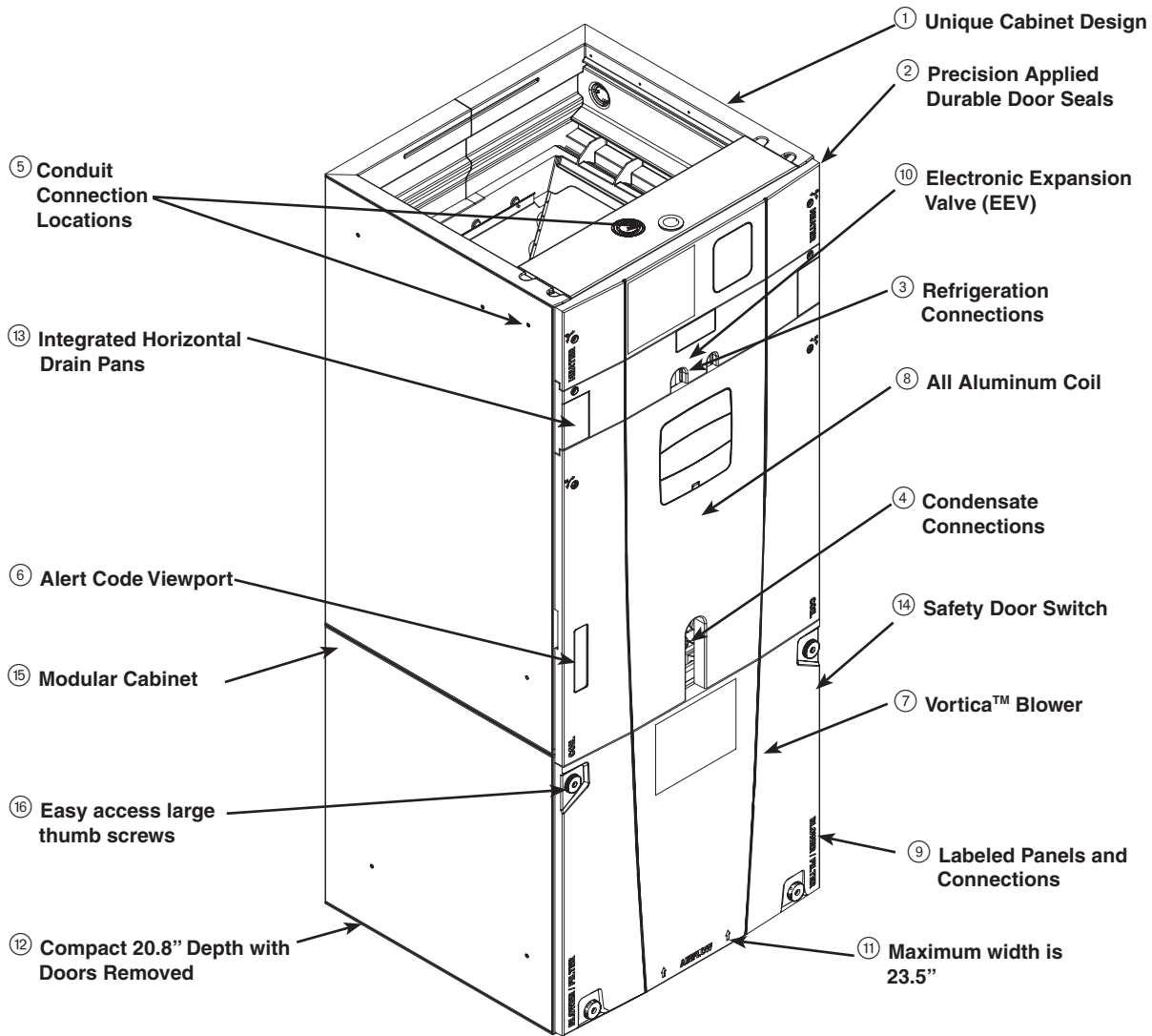


**Horizontal Left\***



**Horizontal Right\***

# Features and Benefits



**① Unique Cabinet Design**

- Double wall foamed cabinet system
- Waterproof Cabinet Design (No Thermal Breakage)
- $\geq R-4.2$  Insulating Value (Avg. Insulating Value R-8.2)
- Composite Cabinet Doors
- Sweat Eliminating Cabinet Design
- Loose Fiber Eliminating Design
- Smooth Cleanable Cabinet Design

**② Precision Applied Durable Door Seals**

**③ Refrigeration Connections**

**④ Condensate Connections**

- ⑤ Conduit Connection Locations** - Dimples in cabinet mark Conduit Connection Locations for Left, Right, and Top

**⑥ Alert Code Viewport**

- Alert Codes can be Viewed Without Door Removal
- Control Protection Pocket

**⑦ Vortica™ Blower**

- Polarized Plug Connections
- Integrated Slide Deck for Easy Removal

**⑧ All Aluminum Coil**

- Integrated Slide Deck for Easy Removal
- Polarized Plug connections on Coil EEV
- Patented Enhanced Coil Fin

**⑨ Labeled Panels and Connections**

**⑩ Electronic Expansion Valve (EEV)**

- Low Ambient and Low Superheat Compressor Protection
- Dual Refrigerant Compatible as Shipped

**⑪ Maximum width is 23.5"**

**⑫ Compact 20.8" Depth with Doors Removed**

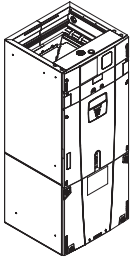
**⑬ Integrated Horizontal Drain Pans**

**⑭ Safety Door Switch** - Fused 24V Power

**⑮ Modular Cabinet**

**⑯ Easy access large thumb screws**

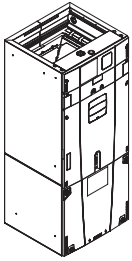
## Series 9 Variable Speed Multi-Position Air Handlers 2-5 Tons



**Table AH-3-A — AccuLink™ II or 24V Variable Speed R-410A with Smart Fan Options 200-230/1/60, Epoxy Coated Coil**

Unit Model No.	Cooling Capacity (Btuh)	Dimensions (in.) H x W x D	Shipping Weight (lbs.)	Supply Opening	Return Opening	Filter Sizes	Line Size	
							Gas	Liquid
TAM9A0A24V21DA	24000	49.9 x 17.5 x 21.8	126	14.5 x 14.35	14.5 x 17.15	16 x 20 x 1	3/4	3/8
TAM9A0B30V31DA	30000	55.7 x 21.3 x 21.8	150	18.4 x 14.35	18.4 x 17.15	20 x 20 x 1	3/4	3/8
TAM9A0C36V31DA	36000	56.9 x 23.5 x 21.8	157	20.5 x 14.35	20.5 x 17.15	22 x 20 x 1	7/8	3/8
TAM9A0C42V41DA	42000	56.9 x 23.5 x 21.8	162	20.5 x 14.35	20.5 x 17.15	22 x 20 x 1	7/8	3/8
TAM9A0C48V41DA	48000	61.7 x 23.5 x 21.8	174	20.5 x 14.35	20.5 x 17.15	22 x 20 x 1	7/8	3/8
TAM9A0C60V51DA	60000	61.7 x 23.5 x 21.8	175	20.5 x 14.35	20.5 x 17.15	22 x 20 x 1	7/8	3/8

## Series 7 Variable Speed Multi-Position Air Handlers 2-5 Tons



**Table AH-3-B — Variable Speed R-410A with Comfort-R™ Enhanced Mode Option 200-230/1/60, Epoxy Coated Coil**

Unit Model No.	Cooling Capacity (Btuh)	Dimensions (in.) H x W x D	Shipping Weight (lbs.)	Supply Opening	Return Opening	Filter Sizes	Line Size	
							Gas	Liquid
TAM7A0A24H21EA	24000	49.9 x 17.5 x 21.8	126	14.5 x 14.35	14.5 x 17.15	16 x 20 x 1	3/4	3/8
TAM7A0B30H21EA	30000	55.7 x 21.3 x 21.8	150	18.4 x 14.35	18.4 x 17.15	20 x 20 x 1	3/4	3/8
TAM7A0C36H31EA	36000	56.9 x 23.5 x 21.8	157	20.5 x 14.35	20.5 x 17.15	22 x 20 x 1	7/8	3/8
TAM7A0C42H31EA	42000	56.9 x 23.5 x 21.8	162	20.5 x 14.35	20.5 x 17.15	22 x 20 x 1	7/8	3/8
TAM7A0C48H41EA	48000	61.7 x 23.5 x 21.8	174	20.5 x 14.35	20.5 x 17.15	22 x 20 x 1	7/8	3/8
TAM7B0C60H51EA	60000	61.7 x 23.5 x 21.8	175	20.5 x 14.35	20.5 x 17.15	22 x 20 x 1	7/8	3/8

# Series 9 & 7 Variable Speed Multi-Position Air-Tite™ Air Handlers

**Table AH-4-A — Features**

	TAM9 2-5	TAM7 2-5
• Unique cabinet design.....	✓	✓
– 2% or less air leakage.....	✓	✓
– Precision applied - durable door seals.....	✓	✓
– Specially designed air seal around refrigerant, condensate and conduit connections.....	✓	✓
– Double wall foamed cabinet system.....	✓	✓
– ≥ R-4.2 insulating value (Avg. Insulating Value R-8.2).....	✓	✓
– No loose fiber design.....	✓	✓
– Smooth cleanable interior design.....	✓	✓
– Sweat eliminating design.....	✓	✓
– Composite cabinet doors.....	✓	✓
– Water proof cabinet design.....	✓	✓
– Integrated horizontal drain pans.....	✓	✓
– Modular cabinet.....	✓	✓
• Multi-position up/down flow horizontal left/right.....	✓	✓
• Side return option (sold as accessory).....	✓	✓
• Control board protection pocket built into cabinet wall.....	✓	✓
• Alert port to view control board codes without door removal.....	✓	✓
• AccuLink™ II or 24 Volt control.....	✓	✓
• Alert code notification.....	✓	✓
• 5 button user interface and clear description of set up.....	✓	✓
• Service diagnostic with alert reported at user interface.....	✓	✓
• Low voltage terminal connection point.....	✓	✓
• Vortica® blower with polarized plug connections and integrated slide deck for easy removal.....	✓	✓
• Aluminum coil with integrated slide deck for easy removal and polarized plug connections on coil EEV.....	✓	✓
• Patented enhanced coil fin.....	✓	✓
• Epoxy coated coil.....	✓	✓
• Electronic Expansion Valve (EEV) with low ambient and low superheat compressor protection.....	✓	✓
• Dual refrigerant compatible as shipped.....	✓	✓
• Slide in electric heaters with polarized plug connections (sold as accessory).....	✓	✓
• Slide in hot water coils with polarized plug connections (sold as accessory).....	✓	✓
• UVC light kit with safety switch and polarized plug connections (sold as accessory).....	✓	✓
• Labeled panels and connections.....	✓	✓
• Molded in 1" standard filter rail.....	✓	✓
• Direct drive, variable speed ECM blower motor - Constant airflow ECM (electronically commutated motor).....	✓	✓
• Soft start fan motor operation.....	✓	✓
• <b>Comfort R™</b> mode.....	✓	✓
• Built in fan delay modes.....	✓	✓
• Maximum width of 23.5".....	✓	✓
• Compact 20.8" depth with doors removed.....	✓	✓
• Fused 24v power.....	✓	✓
• Safety door switch.....	✓	✓
• <b>5-year base limited warranty</b> .....	✓	✓
• <b>10-year registered limited warranty</b> .....	✓	✓
• <b>Optional extended warranty available</b> .....	✓	✓

# Series 9 & 7 Variable Speed Multi-Position Air-Tite™ Air Handlers

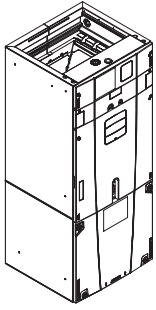
**Table AH-5-A — Optional Accessories**

Model Number	Description	Matches	Cabinet Size(s) <sup>①</sup>	TAM9	TAM7
BAYWAAA05SC1AA	Hydronic Heater, 40,000 BTUH, Nominal <sup>③</sup>		A	✓	—
BAYWABB07SC1AA	Hydronic Heater, 50,000 BTUH, Nominal <sup>③</sup>		B	✓	—
BAYWACC08SC1AA	Hydronic Heater, 65,000 BTUH, Nominal <sup>③</sup>		C	✓	—
BAYWVAA05SC1AA	Hydronic Heater, 40,000 BTUH, Nominal, Slide-in, RS-485 Control <sup>④</sup>		A	—	✓
BAYWVBB07SC1AA	Hydronic Heater, 50,000 BTUH, Nominal, Slide-in, RS-485 Control <sup>④</sup>		B	—	✓
BAYWVCC08SC1AA	Hydronic Heater, 65,000 BTUH, Nominal, Slide-in, RS-485 Control <sup>④</sup>		C	—	✓
BAYWACC11SC1AA	Hydronic Heater, 100,000 BTUH, Nominal, External, No Control <sup>⑤</sup>		C	✓	✓
BAYWAKIT24VAC	Hydronic Heater Relay Kit		C	✓	—
BAYWVBRD485	RS-485 Control for BAYWACC11SC1AA		C	—	✓
BAYSUPFLGAA	Supply Duct Flange A		A	✓	✓
BAYSUPFLGBA	Supply Duct Flange B		B	✓	✓
BAYSUPFLGCA	Supply Duct Flange C		C	✓	✓
BAYRETFLLGAA	Return Duct Flange A		A	✓	✓
BAYRETFLLGBA	Return Duct Flange B		B	✓	✓
BAYRETFLLGCA	Return Duct Flange C		C	✓	✓
BAYFLR1620A	Washable high velocity filter, 16" x 20" x 1" (10 filters)		A	✓	✓
BAYFLR2020A	Washable high velocity filter, 20" x 20" x 1" (10 filters)		B	✓	✓
BAYFLR2220A	Washable high velocity filter, 22" x 20" x 1" (10 filters)		C	✓	✓
TASB175SB <sup>⑥⑦</sup>	Plenum Stand with Integrated Sound Baffle A		A	✓	✓
TASB215SB <sup>⑥⑦</sup>	Plenum Stand with Integrated Sound Baffle B		B	✓	✓
TASB235SB <sup>⑥⑦</sup>	Plenum Stand with Integrated Sound Baffle C		C	✓	✓
MTISRKIT1620 <sup>②</sup>	Side Return Kit with 16"x20" Filter		A-C	✓	✓
BAYSRKIT100	Side Return Kit		A-C	✓	✓
BAYFRKIT175	Front Return Kit		A	✓	✓
BAYFRKIT210	Front Return Kit		B	✓	✓
BAYFRKIT235	Front Return Kit		C	✓	✓
TASSBK175 <sup>④⑥⑦</sup>	Sound Baffle Kit 17.5" Cabinet		A	✓	✓
TASSBK215 <sup>④⑥⑦</sup>	Sound Baffle Kit 21.5" Cabinet		B	✓	✓
TASSBK235 <sup>④⑥⑦</sup>	Sound Baffle Kit 23.5" Cabinet		C	✓	✓
BAYSPEKT200	Single Power Entry Kit			✓	✓
TAYBASETAMA	Downflow Sub-Base Kit		A-C	✓	✓
BAYICKSIT01	Internal Condensate Switch Kit			✓	✓
BAYHHKIT001	Horizontal Hanger Kit			✓	✓
BAYUVCLK001	UVC Lights			✓	✓
BAYLVKIT100	Low Voltage Conduit Entry Kit			✓	✓
BAYAHEMIKIT001	Air handler Electronic Noise Kit used on Variable Speed Blower Motor			✓	✓
BAYBAFKT175A <sup>⑦</sup>	Sound Baffle Kit 17.5" Cabinet		A	✓	✓
BAYBAFKT215A <sup>⑦</sup>	Sound Baffle Kit 21.5" Cabinet		B	✓	✓
BAYBAFKT235A <sup>⑦</sup>	Sound Baffle Kit 23.5" Cabinet		C	✓	✓
BAYINSKT175A	Sound Insulation Kit 17.5" Cabinet		A	✓	✓
BAYINSKT215A	Sound Insulation Kit 21.5" Cabinet		B	✓	✓
BAYINSKT235A	Sound Insulation Kit 23.5" Cabinet		C	✓	✓
BAYCNDPIP01A	3/4" PVC Threaded Pipe Kit with foam seal (10 kits)			✓	✓

① A Cabinet is 17.5" wide, B Cabinet is 21.5" wide, C Cabinet is 23.5" wide.  
 ② Contact your distributor for information.  
 ③ TCONT900 Thermostat can not be used with Hydronic heating.  
 ④ In return plenum applications, use TASSBK kits for sound reduction.  
 ⑤ In open air applications, Plenum Stand with Sound Baffle provides sound reduction.  
 ⑥ Mounts to TASB original plenum stands without integrated sound baffle.  
 ⑦ Mounts inside air filter channel on air handler.

PLACING OUT

# Series 4 Multi-Position Air Handlers Single Phase 1½-5 Tons



**Table AH-6-A — Multi-Speed PSC Motor 200-230/1/60, Epoxy Coated Coil**

Unit Model No.	Cooling Capacity (Btuh)	Dimensions (in.) H x W x D	Shipping Weight (lbs.)	Supply Opening	Return Opening	Filter Sizes	Line Size Gas	Line Size Liquid
TAM4A0A18S11ED	18000	49.9 x 17.5 x 21.8	123	14.5 x 14.35	14.5 x 17.15	16 x 20 x 1	¾	¾
TAM4A0A24S21ED	24000	49.9 x 17.5 x 21.8	126	14.5 x 14.35	14.5 x 17.15	16 x 20 x 1	¾	¾
TAM4A0A30S21ED	30000	49.9 x 17.5 x 21.8	127	14.5 x 14.35	14.5 x 17.15	16 x 20 x 1	7/8	¾
TAM4A0A36S31ED	36000	49.9 x 17.5 x 21.8	130	14.5 x 14.35	14.5 x 17.15	16 x 20 x 1	7/8	¾
TAM4A0B42S31ED	42000	55.7 x 21.3 x 21.8	144	18.4 x 14.35	18.4 x 17.15	20 x 20 x 1	7/8	¾
TAM4A0C48S41ED	48000	56.9 x 23.5 x 21.8	155	20.5 x 14.35	20.5 x 17.15	20 x 20 x 1	7/8	¾
TAM4A0C60S51ED①	60000	61.7 x 23.5 x 21.8	171	20.5 x 14.35	20.5 x 17.15	22 x 20 x 1	7/8	¾

① High efficiency ECM motor.

**Table AH-6-B — Features**

	TAM4 1 1/2-5
• Unique cabinet design.....	✓
– 2% or less air leakage.....	✓
– Precision applied - durable door seals.....	✓
– Specially designed air seal around refrigerant, condensate and conduit connections.....	✓
– Double wall foamed cabinet system.....	✓
– ≥ R-4.2 insulating value (Avg. Insulating Value R-8.2).....	✓
– No loose fiber design.....	✓
– Smooth cleanable interior design.....	✓
– Sweat eliminating design.....	✓
– Composite cabinet doors.....	✓
– Water proof cabinet design.....	✓
– Integrated horizontal drain pans.....	✓
– Modular cabinet.....	✓
• Multi-position up/down flow horizontal left/right.....	✓
• Side return option (sold as accessory).....	✓
• Alert code notification.....	✓
• Low voltage pigtail connections.....	✓
• <b>Vortica</b> ® blower with polarized plug connections and integrated slide deck for easy removal.....	✓
• Aluminum coil with integrated slide deck for easy removal and polarized plug connections on coil EEV.....	✓
• Enhanced coil fin patented.....	✓
• Epoxy coated coil.....	✓
• Electronic Expansion Valve (EEV) with low ambient and low superheat compressor protection.....	✓
• Dual refrigerant compatible as shipped.....	✓
• Slide in electric heaters with polarized plug connections (sold as accessory).....	✓
• UVC light kit with safety switch and polarized plug connections (sold as accessory).....	✓
• Labeled panels and connections.....	✓
• Molded in 1" standard filter rail.....	✓
• PSC 3 speed motor.....	1½-4
• Direct drive, multi speed ECM blower motor - Constant torque ECM (electronically commutated motor).....	5
• Maximum width of 23.5".....	✓
• Compact 20.8" depth with doors removed.....	✓
• Fused 24v power.....	✓
• Safety door switch.....	✓
• <b>5-year base limited warranty</b> .....	✓
• <b>10-year registered limited warranty</b> .....	✓
• <b>Optional extended warranty available</b> .....	✓

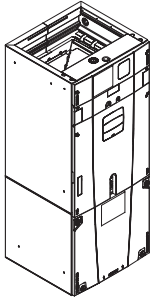
# Series 4 Multi-Position Air Handlers Single Phase 1½-5 Tons

**Table AH-7-A — Optional Accessories**

Model Number	Description	Matches Cabinet Size(s) <sup>①</sup>	TAM4
BAYSUPFLGAA	Supply Duct Flange A	A	✓
BAYSUPFLGBA	Supply Duct Flange B	B	✓
BAYSUPFLGCA	Supply Duct Flange C	C	✓
BAYRETFLGAA	Return Duct Flange A	A	✓
BAYRETFLGBA	Return Duct Flange B	B	✓
BAYRETFLGCA	Return Duct Flange C	C	✓
BAYFLR1620A	Washable high velocity filter, 16" x 20" x 1" (10 filters)	A	✓
BAYFLR2020A	Washable high velocity filter, 20" x 20" x 1" (10 filters)	B	✓
BAYFLR2220A	Washable high velocity filter, 22" x 20" x 1" (10 filters)	C	✓
TASB175SB <sup>②④</sup>	Plenum Stand with Integrated Sound Baffle A	A	✓
TASB215SB <sup>②④</sup>	Plenum Stand with Integrated Sound Baffle B	B	✓
TASB235SB <sup>②④</sup>	Plenum Stand with Integrated Sound Baffle C	C	✓
MTISRKIT1620 <sup>②</sup>	Side Return Kit with 16"x20" Filter	A-C	✓
TASSBK175 <sup>②③⑤</sup>	Sound Baffle Kit 17.5" Cabinet	A	✓
TASSBK215 <sup>②③⑤</sup>	Sound Baffle Kit 21.5" Cabinet	B	✓
TASSBK235 <sup>②③⑤</sup>	Sound Baffle Kit 23.5" Cabinet	C	✓
BAYSPEKT200	Single Power Entry Kit		✓
BAYSRKIT100	Side Return Kit	A-C	✓
BAYFRKIT175	Front Return Kit	A	✓
BAYFRKIT210	Front Return Kit	B	✓
BAYFRKIT235	Front Return Kit	C	✓
BAYICKSKIT01	Internal Condensate Switch Kit		✓
BAYHHKIT001	Horizontal Hanger Kit		✓
BAYUVCLK001	UVC Lights		✓
BAYLVKIT100A	Low Voltage Conduit Entry Kit		✓
BAYAHEMIKIT001	Air handler Electronic Noise Kit used on Variable Speed Blower Motor		✓
BAYBAFKT175A <sup>⑥</sup>	Sound Baffle Kit 17.5" Cabinet	A	✓
BAYBAFKT215A <sup>⑥</sup>	Sound Baffle Kit 21.5" Cabinet	B	✓
BAYBAFKT235A <sup>⑥</sup>	Sound Baffle Kit 23.5" Cabinet	C	✓
BAYINSKT175A	Sound Insulation Kit 17.5" Cabinet	A	✓
BAYINSKT215A	Sound Insulation Kit 21.5" Cabinet	B	✓
BAYINSKT235A	Sound Insulation Kit 23.5" Cabinet	C	✓
BAYCNDPIP01A	¾" PVC Threaded Pipe Kit with foam seal (10 kits)		✓

① A Cabinet is 17.5" wide, B Cabinet is 21.5" wide, C Cabinet is 23.5" wide.  
 ② Contact your distributor for information.  
 ③ In return plenum applications, use TASSBK kits for sound reduction.  
 ④ In open air applications, Plenum Stand with Sound Baffle provides sound reduction.  
 ⑤ Mounts to TASB original plenum stands without integrated sound baffle.  
 ⑥ Mounts inside air filter channel on air handler.

# Series 5 Multi-Position Air Handlers Single Phase 1½-5 Tons



**Table AH-8-A — Multi-Speed High Efficiency Motor 200-230/1/60, Epoxy Coated Coil**

Unit Model No.	Cooling Capacity (Btuh)	Dimensions (in.) H x W x D	Shipping Weight (lbs.)	Supply Opening	Return Opening	Filter Sizes	Line Size	
							Gas	Liquid
GAM5B0A18M11EA	18000	49.9 x 17.5 x 21.8	126	14.5 x 14.35	14.5 x 17.15	16 x 20 x 1	¾	⅜
GAM5B0A24M21EA	24000	49.9 x 17.5 x 21.8	126	14.5 x 14.35	14.5 x 17.15	16 x 20 x 1	¾	⅜
GAM5B0B30M21EA	30000	51.5 x 21.3 x 21.8	140	18.4 x 14.35	18.4 x 17.15	20 x 20 x 1	¾	⅜
GAM5B0B36M31EA	36000	55.7 x 21.3 x 21.8	150	18.4 x 14.35	18.4 x 17.15	20 x 20 x 1	7/8	⅜
GAM5B0C42M31EA	42000	56.9 x 23.5 x 21.8	163	20.5 x 14.35	20.5 x 17.15	22 x 20 x 1	7/8	⅜
GAM5B0C48M41EA	48000	61.7 x 23.5 x 21.8	176	20.5 x 14.35	20.5 x 17.15	22 x 20 x 1	7/8	⅜
GAM5B0C60M51EA	60000	61.7 x 23.5 x 21.8	180	20.5 x 14.35	20.5 x 17.15	22 x 20 x 1	7/8	⅜

**Table AH-8-B — Features**

	GAM5 1 1/2-5
• Unique cabinet design.....	✓
– 2% or less air leakage.....	✓
– Precision applied - durable door seals.....	✓
– Specially designed air seal around refrigerant, condensate and conduit connections.....	✓
– Double wall foamed cabinet system.....	✓
– ≥ R-4.2 insulating value (Avg. Insulating Value R-8.2).....	✓
– No loose fiber design.....	✓
– Smooth cleanable interior design.....	✓
– Sweat eliminating design.....	✓
– Composite cabinet doors.....	✓
– Water proof cabinet design.....	✓
– Integrated horizontal drain pans.....	✓
– Modular cabinet.....	✓
• Multi-position up/down flow horizontal left/right.....	✓
• Side return option (sold as accessory).....	✓
• Low voltage pigtail connections.....	✓
• <b>Vortica</b> ® blower with polarized plug connections and integrated slide deck for easy removal.....	✓
• Aluminum coil with integrated slide deck for easy removal.....	✓
• Patented enhanced coil fin.....	✓
• Epoxy coated coil.....	✓
• R-410A TXV.....	✓
• Slide in electric heaters with polarized plug connections (sold as accessory).....	✓
• UVC light kit with safety switch and polarized plug connections (sold as accessory).....	✓
• Labeled panels and connections.....	✓
• Molded in 1" standard filter rail.....	✓
• Direct drive, multi speed ECM blower motor - Constant torque ECM (electronically commutated motor).....	✓
• Maximum width of 23.5".....	✓
• Compact 20.8" depth with doors removed.....	✓
• Fused 24v power.....	✓
• Safety door switch.....	✓
• <b>5-year base limited warranty</b> .....	✓
• <b>10-year registered limited warranty</b> .....	✓
• <b>Optional extended warranty available</b> .....	✓



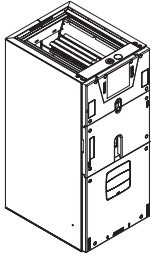
# Series 5 Multi-Position Air Handlers Single Phase 1½-5 Tons

**Table AH-9-A — Optional Accessories**

Model Number	Description	Matches Cabinet Size(s) <sup>①</sup>	GAM5
BAYWAAA05SC1AA	Hydronic Heater, 40,000 BTUH, Nominal, Slide-in, No Control	A	✓
BAYWABB07SC1AA	Hydronic Heater, 50,000 BTUH, Nominal, Slide-in, No Control	B	✓
BAYWACC08SC1AA	Hydronic Heater, 65,000 BTUH, Nominal, Slide-in, No Control	C	✓
BAYWACC11SC1AA	Hydronic Heater, 100,000 BTUH, Nominal, Slide-in, No Control	C	✓
BAYSUPFLGAA	Supply Duct Flange A	A	✓
BAYSUPFLGBA	Supply Duct Flange B	B	✓
BAYSUPFLGCA	Supply Duct Flange C	C	✓
BAYRETFLGAA	Return Duct Flange A	A	✓
BAYRETFLGBA	Return Duct Flange B	B	✓
BAYRETFLGCA	Return Duct Flange C	C	✓
BAYFLR1620A	Washable high velocity filter, 16" x 20" x 1" (10 filters)	A	✓
BAYFLR2020A	Washable high velocity filter, 20" x 20" x 1" (10 filters)	B	✓
BAYFLR2220A	Washable high velocity filter, 22" x 20" x 1" (10 filters)	C	✓
TASB175SB <sup>②④</sup>	Plenum Stand with Integrated Sound Baffle A	A	✓
TASB215SB <sup>②④</sup>	Plenum Stand with Integrated Sound Baffle B	B	✓
TASB235SB <sup>②④</sup>	Plenum Stand with Integrated Sound Baffle C	C	✓
MTISRKIT1620 <sup>②</sup>	Side Return Kit with 16"x20" Filter	A-C	✓
TASSBK175 <sup>②③⑤</sup>	Sound Baffle Kit 17.5" Cabinet	A	✓
TASSBK215 <sup>②③⑤</sup>	Sound Baffle Kit 21.5" Cabinet	B	✓
TASSBK235 <sup>②③⑤</sup>	Sound Baffle Kit 23.5" Cabinet	C	✓
BAYSPEKT200	Single Power Entry Kit		✓
BAYSRKIT100	Side Return Kit	A-C	✓
BAYFRKIT175	Front Return Kit	A	✓
BAYFRKIT210	Front Return Kit	B	✓
BAYFRKIT235	Front Return Kit	C	✓
BAYHHKIT001	Horizontal Hanger Kit		✓
BAYUVCLK001	UVC Lights		✓
BAYLVKIT100A	Low Voltage Conduit Entry Kit		✓
BAYAHEMIKIT001	Air handler Electronic Noise Kit used on Variable Speed Blower Motor		✓
BAYBAFKT175A	Baffle Kit 17.5" Cabinet	A	✓
BAYBAFKT215A	Baffle Kit 21.5" Cabinet	B	✓
BAYBAFKT235A	Baffle Kit 23.5" Cabinet	C	✓
BAYINSKT175A <sup>⑥</sup>	Sound Insulation Kit 17.5" Cabinet	A	✓
BAYINSKT215A <sup>⑥</sup>	Sound Insulation Kit 21.5" Cabinet	B	✓
BAYINSKT235A <sup>⑥</sup>	Sound Insulation Kit 23.5" Cabinet	C	✓
BAYCNDPIP01A	¾" PVC Threaded Pipe Kit with foam seal (10 kits)		✓
Model Number	Description		GAM5B
BAYATXV1836A	R-22 TXV conversion kit		1½-2
BAYATXV4248A	R-22 TXV conversion kit		2½-3½
BAYATXV6060A	R-22 TXV conversion kit		4-5

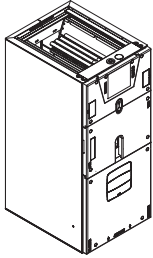
① A Cabinet is 17.5" wide, B Cabinet is 21.5" wide, C Cabinet is 23.5" wide.  
 ② Contact your distributor for information.  
 ③ In return plenum applications, use TASSBK kits for sound reduction.  
 ④ In open air applications, Plenum Stand with Sound Baffle provides sound reduction.  
 ⑤ Mounts to TASB original plenum stands without integrated sound baffle.  
 ⑥ Mounts inside air filter channel on air handler.

# Series 2 Split System Air Handlers Single Phase 1½-3 Tons



**Table AH-10-A — Multi-Speed PSC Motor 200-230/1/60, Epoxy Coated Coil**

Unit Model No.	Cooling Capacity (Btuh)	Dimensions (in.) H x W x D	Shipping Weight (lbs.)	Supply Opening	Return Opening	Filter Sizes	Line Size	
							Gas	Liquid
GAF2A0A18S11EE	18000	39.5 x 17.5 x 21.8	117	14.5 x 16.75	14.5 x 17.8	N/A	¾	⅜
GAF2A0A24S21EE	24000	39.5 x 17.5 x 21.8	120	14.5 x 16.75	14.5 x 17.8	N/A	¾	⅜
GAF2A0A30S21EE	30000	39.5 x 17.5 x 21.8	121	14.5 x 16.75	14.5 x 17.8	N/A	¾	⅜
GAF2A0A36S31EE	36000	39.5 x 17.5 x 21.8	122	14.5 x 16.75	14.5 x 17.8	N/A	¾	⅜



**Table AH-10-B — Multi-Speed High Efficiency ECM Motor 200-230/1/60, Epoxy Coated Coil**

Unit Model No.	Cooling Capacity (Btuh)	Dimensions (in.) H x W x D	Shipping Weight (lbs.)	Supply Opening	Return Opening	Filter Sizes	Line Size	
							Gas	Liquid
GAF2A0A36M31EC	36000	39.5 x 17.5 x 21.8	118	14.5 x 14.35	14.5 x 17.15	N/A	¾	⅜

① High efficiency ECM Motor

**Table AH-10-C — Features**

	GAF2 1 1/2-3
• Unique cabinet design.....	✓
– 2% or less air leakage.....	✓
– Precision applied - durable door seals.....	✓
– Specially designed air seal around refrigerant, condensate and conduit connections.....	✓
– Double wall foamed cabinet system.....	✓
– ≥ R-4.2 insulating value (Avg. Insulating Value R-8.2).....	✓
– No loose fiber design.....	✓
– Smooth cleanable interior design.....	✓
– Sweat eliminating design.....	✓
– Composite cabinet doors.....	✓
– Water proof cabinet design.....	✓
– Integrated horizontal drain pans.....	✓
• 3 way conversion up flow/horizontal left/right.....	✓
• Front return option.....	✓
• Low voltage pigtail connections.....	✓
• <b>Vortica</b> ® blower with polarized plug connections and integrated slide deck for easy removal.....	✓
• Aluminum coil with integrated slide deck for easy removal and polarized plug connections on coil EEV (GAF2A0A36M31).....	3
• Patented enhanced coil fin.....	✓
• Epoxy coated coil.....	✓
• R-410A TXV.....	✓
• Labeled panels and connections.....	✓
• PSC 3 speed motor.....	✓
• Direct drive, multi speed ECM blower motor - Constant torque ECM (electronically commutated motor) (GAF2A0A36M31).....	3
• Maximum width of 23.5".....	✓
• Compact 20.8" depth with doors removed.....	✓
• Fused 24v power.....	✓
• <b>5-year base limited warranty</b> .....	✓
• <b>10-year registered limited warranty</b> .....	✓
• <b>Optional extended warranty available</b> .....	✓

# Series 2 Split System Air Handlers Single Phase 1½-3 Tons

**Table AH-11-A — Optional Accessories**

Model		GAF2 ①
Number	Description	
BAYATXV1836	R-22 TXV conversion kit 1-1/2 to 3 ton	✓
BAYBRFBX100	Bottom Return Filter Box	✓
BAYFRKIT100	Front Return Kit	✓
BAYICKIT01	Internal Condensate Switch Kit (GAF2A0A36M311SA)	3
BAYLVKIT100	Low Voltage Conduit Entry Kit	✓
BAYRETFLGAA	Return Duct Flange A, A1	✓
BAYSFSCABAA	Supply Duct Flange A1	✓
BAYAHEMIKIT001	Air handler Electronic Noise Kit used on Variable Speed Blower Motor	✓
BAYSRKIT100	Side Return Kit	✓
BAYWMKIT001	Wall Mount Kit	✓
TASB175SB②④	Plenum Stand with Integrated Sound Baffle A	✓
MTISRKIT1620②	Side Return Kit with 16"x20" Filter	✓
TASSBK175②③	Sound Baffle Kit 17.5" Cabinet (mounts to TASB plenum stands)	✓
BAYECPDKIT1	Pull disconnect kit	✓
BAYBAFKT175A	Baffle Kit 17.5" Cabinet (mounts in air handler filter channel)	✓
BAYINSKT175A	Sound Insulation Kit 17.5" Cabinet	✓
BAYCNDPIP01A	¾" PVC Threaded Pipe Kit with foam seal (10 kits)	✓

- ① The A1 one-piece 17.5" wide cabinet is used on the GAF2 air handlers only.
- ② Contact your distributor for information.
- ③ In return plenum applications, use TASSBK kits for sound reduction.
- ④ In open air applications, Plenum Stand with Sound Baffle provides sound reduction.

# Heaters for Multi-Position Air Handlers

**Table AH-12-A — BAYEA — Heater, Standard, for Series, 9, Series 4, and Series 5 Air Handlers**

Heater Model Number	Capacity @ 240 Volts		Capacity @ 208 Volts		Rated Voltage	Control Stages	Number of Heater Racks	Number of Circuits	Heater Amps per Circuit		Contains Circuit Breakers
	kW	BTUH	kW	BTUH					208 Volts	240Volt	
BAYEAC04BK1BA	3.84	13100	2.88	9800	208/240/1/60	1	1	1	13.8	16	Yes
BAYEAC04LG1BA	3.84	13100	2.88	9800	208/240/1/60	1	1	1	13.8	16	No
BAYEAC05BK1BA	4.80	16400	3.60	12300	208/240/1/60	1	1	1	17.3	20	Yes
BAYEAC05LG1BA	4.80	16400	3.60	12300	208/240/1/60	1	1	1	17.3	20	No
BAYEAC08BK1BA	7.68	26200	5.76	19700	208/240/1/60	2	2	1	27.7	32	Yes
BAYEAC08LG1BA	7.68	26200	5.76	19700	208/240/1/60	2	2	1	27.7	32	No
BAYEAC10BK1BA	9.60	32800	7.20	24600	208/240/1/60	2	2	1	34.6	40	Yes
BAYEAC10LG1BA	9.60	32800	7.20	24600	208/240/1/60	2	2	1	34.6	40	No
BAYEABC15BK1BA	14.40	49200	10.80	36900	208/240/1/60	3	3	2	34.6/17.3	40/20	Yes
BAYEABC20BK1BA	19.20	65600	14.40	49200	208/240/1/60	3	4	2	34.6/34.6	40/40	Yes
BAYEACC25BK1BA	24.00	82000	18.00	61500	208/240/1/60	3	5	3	34.6/34.6/17.3	40/40/20	Yes

**Table AH-12-B — BAYEV — Heater, Standard, for Series 7 Air Handlers**

Heater Model Number	Capacity @ 240 Volts		Capacity @ 208 Volts		Rated Voltage	Control Stages	Number of Heater Racks	Number of Circuits	Heater Amps per Circuit		Contains Circuit Breakers
	kW	BTUH	kW	BTUH					208 Volts	240Volt	
BAYEVAC04BK1BA	3.84	13100	2.88	9800	208/240/1/60	1	1	1	13.8	16	Yes
BAYEVAC04LG1BA	3.84	13100	2.88	9800	208/240/1/60	1	1	1	13.8	16	No
BAYEVAC05BK1BA	4.80	16400	3.60	12300	208/240/1/60	1	1	1	17.3	20	Yes
BAYEVAC05LG1BA	4.80	16400	3.60	12300	208/240/1/60	1	1	1	17.3	20	No
BAYEVAC08BK1BA	7.68	26200	5.76	19700	208/240/1/60	2	2	1	27.7	32	Yes
BAYEVAC08LG1BA	7.68	26200	5.76	19700	208/240/1/60	2	2	1	27.7	32	No
BAYEVAC10BK1BA	9.60	32800	7.20	24600	208/240/1/60	2	2	1	34.6	40	Yes
BAYEVAC10LG1BA	9.60	32800	7.20	24600	208/240/1/60	2	2	1	34.6	40	No
BAYEVBC15BK1BA	14.40	49200	10.80	36900	208/240/1/60	3	3	2	34.6/17.3	40/20	Yes
BAYEVBC20BK1BA	19.20	65600	14.40	49200	208/240/1/60	3	4	2	34.6/34.6	40/40	Yes
BAYEVCC25BK1BA	24.00	82000	18.00	61500	208/240/1/60	3	5	3	34.6/34.6/17.3	40/40/20	Yes

BK = Contains circuit breakers  
LG = Contains lug connections

**Table AH-12-C — BAYEC — Heater, Compact, with Lugs, for GAF2 Air Handlers**

Heater Model Number	Capacity @ 240 Volts		Capacity @ 208 Volts		Rated Voltage	Control Stages	Number of Heater Racks	Number of Circuits	Heater Amps per Circuit		Contains Circuit Breakers
	kW	BTUH	kW	BTUH					208 Volts	240Volt	
BAYECAA05LG1BA	4.80	16400	3.60	12300	208/240/1/60	1	1	1	17.3	20	No
BAYECAA08LG1BA	7.68	26200	5.76	19700	208/240/1/60	2	2	1	27.7	32	No
BAYECAA10LG1BA	9.60	32800	7.20	24600	208/240/1/60	2	2	1	34.6	40	No

BAYECPDKIT1 - Optional pull disconnect used with BAYEC heaters only

**Table AH-12-D — BAYEA — Heater, 3-Phase, for Series 9, Series 4, and Series 5 Air Handlers ①**

Heater Model Number	Capacity @ 240 Volts		Capacity @ 208 Volts		Rated Voltage	Control Stages	Number of Heater Racks	Number of Circuits	Heater Amps per Circuit		Contains Circuit Breakers
	kW	BTUH	kW	BTUH					208 Volts	240Volt	
BAYEAC10LG3BA	9.60	32800	7.20	24600	208/240/3/60	1	3	1	20.0	23.1	No
BAYEABC15LG3BA	14.40	49200	10.80	36900	208/240/3/60	1	3	1	30.0	34.6	No

① 3-Phase - W1, W2, W3 must be jumpered at low voltage connector

**Table AH-12-E — BAYEV — Heater, 3-Phase, for Series 7 Air Handlers**

Heater Model Number	Capacity @ 240 Volts		Capacity @ 208 Volts		Rated Voltage	Control Stages	Number of Heater Racks	Number of Circuits	Heater Amps per Circuit		Contains Circuit Breakers
	kW	BTUH	kW	BTUH					208 Volts	240Volt	
BAYEVAC10LG3BA	9.60	32800	7.20	24600	208/240/3/60	1	3	1	20.0	23.1	No
BAYEVBC15LG3BA	14.40	49200	10.80	36900	208/240/3/60	1	3	1	30.0	34.6	No

For complete equipment / combination selections, installation instructions and warranty information, please refer to Product Data/Ratings and/or Installers Guides and Limited Warranty Handbooks.

# Heaters for Multi-Position Air Handlers

**Table AH-13-A — Air Handler/Heater Matrix**

AIR HANDLER	HEATER MODEL NUMBER BAYEA-										
	AC04BK1BA 3.84 Kw BK	AC04LG1BA 3.84 Kw LG	AC05BK1BA 4.80 Kw BK	AC05LG1BA 4.80 Kw LG	AC08BK1BA 7.68 Kw BK	AC08LG1BA 7.68 Kw LG	AC10BK1BA 9.60 Kw BK	AC10LG1BA 9.60 Kw LG	BC15BK1BA 14.40 Kw BK	BC20BK1BA 19.20 Kw BK	CC25BK1BA 24.00 Kw BK
TAM9A0A24V21	Y	Y	Y	Y	Y	Y	Y	Y	—	—	—
TAM9A0B30V31	Y	Y	Y	Y	Y	Y	Y	Y	Y	—	—
TAM9A0C36V31	Y	Y	Y	Y	Y	Y	Y	Y	Y	Y	—
TAM9A0C42V41	Y	Y	Y	Y	Y	Y	Y	Y	Y	Y	—
TAM9A0C48V41	Y	Y	Y	Y	Y	Y	Y	Y	Y	Y	Y
TAM9A0C60V51	Y	Y	Y	Y	Y	Y	Y	Y	Y	Y	Y
GAM5B0A18M11	Y	Y	Y	Y	Y	Y	Y	Y	—	—	—
GAM5B0A24M21	Y	Y	Y	Y	Y	Y	Y	Y	—	—	—
GAM5B0B30M21	Y	Y	Y	Y	Y	Y	Y	Y	Y	—	—
GAM5B0B36M31	Y	Y	Y	Y	Y	Y	Y	Y	Y	—	—
GAM5B0C42M31	Y	Y	Y	Y	Y	Y	Y	Y	Y	—	—
GAM5B0C48M41	Y	Y	Y	Y	Y	Y	Y	Y	Y	Y	Y
GAM5B0C60M51	Y	Y	Y	Y	Y	Y	Y	Y	Y	Y	Y
TAM4A0A18S11	Y	Y	Y	Y	Y	Y	Y	Y	—	—	—
TAM4A0A24S21	Y	Y	Y	Y	Y	Y	Y	Y	—	—	—
TAM4A0A30S21	Y	Y	Y	Y	Y	Y	Y	Y	Y	—	—
TAM4A0A36S31	Y	Y	Y	Y	Y	Y	Y	Y	Y	—	—
TAM4A0B42S31	Y	Y	Y	Y	Y	Y	Y	Y	Y	Y	—
TAM4A0C48S41	Y	Y	Y	Y	Y	Y	Y	Y	Y	Y	Y
TAM4A0C60S51	Y	Y	Y	Y	Y	Y	Y	Y	Y	Y	Y
HEATER MODEL NUMBER BAYEV-											
TAM7A0A24H21	Y	Y	Y	Y	Y	Y	Y	Y	—	—	—
TAM7A0B30H21	Y	Y	Y	Y	Y	Y	Y	Y	Y	—	—
TAM7A0C36H31	Y	Y	Y	Y	Y	Y	Y	Y	Y	Y	—
TAM7A0C42H31	Y	Y	Y	Y	Y	Y	Y	Y	Y	Y	—
TAM7A0C48H41	Y	Y	Y	Y	Y	Y	Y	Y	Y	Y	Y
TAM7B0C60H51	Y	Y	Y	Y	Y	Y	Y	Y	Y	Y	Y

BK = Contains circuit breakers  
LG = Contains lug connections

**Table AH-13-B — Air Handler/Heater Matrix (continued)**

AIR HANDLER	3 PHASE HEATER MODEL NUMBER BAYEA-	
	AC10LG3BA 9.60 Kw LG	BC15LG3BA 9.60 Kw LG
TAM9A0A24V21	Y	—
TAM9A0B30V31	Y	Y
TAM9A0C36V31	Y	Y
TAM9A0C42V41	Y	Y
TAM9A0C48V41	Y	Y
TAM9A0C60V51	Y	Y
GAM5B0A18M11	Y	—
GAM5B0A24M21	Y	—
GAM5B0B30M21	Y	Y
GAM5B0B36M31	Y	Y
GAM5B0C42M31	Y	Y
GAM5B0C48M41	Y	Y
GAM5B0C60M51	Y	Y
TAM4A0A18S11	Y	—
TAM4A0A24S21	Y	—
TAM4A0A30S21	Y	Y
TAM4A0A36S31	Y	Y
TAM4A0B42S31	Y	Y
TAM4A0C48S41	Y	Y
TAM4A0C60S51	Y	Y

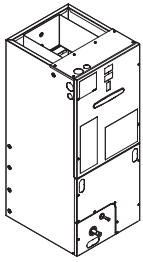
AIR HANDLER	HEATER MODEL NUMBER BAYEC-		
	AA05LG1BA 4.80 Kw BK	AA08LG1BA 7.68 Kw LG	AA10LG1BA 9.60 Kw LG
GAF2A0A18S11	Y	Y	Y
GAF2A0A24S21	Y	Y	Y
GAF2A0A30S21	Y	Y	Y
GAF2A0A36M31	Y	Y	Y
GAF2A0A36S31	Y	Y	Y
GAF2A0A36S3A	Y	Y	Y

AIR HANDLER	3 PHASE HEATER MODEL NUMBER BAYEV-	
	AC10LG3BA 9.60 Kw LG	BC15LG3BA 14.4 Kw LG
TAM7A0A24H21	Y	—
TAM7A0B30H21	Y	Y
TAM7A0C36H31	Y	Y
TAM7A0C42H31	Y	Y
TAM7A0C48H41	Y	Y
TAM7B0C60H51	Y	Y

For complete equipment / combination selections, installation instructions and warranty information, please refer to Product Data/Ratings and/or Installers Guides and Limited Warranty Handbooks.

# TEM Split System Air Handlers Single Phase 1½-5 Tons

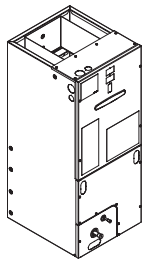
**Table AH-14-A — R-410A AccuLink™ II or 24V Variable Speed Air Handler 208-230/1/60**



Unit Model No.	Cooling Capacity (Btuh)	Dimensions (in.) H x W x D	Shipping Weight (lbs.)	Supply Opening	Return Opening	Filter Sizes	Line Size Gas Liquid
TEM8A0B24V21DA	24000	46.75 x 18.5 x 21.13	126	16.5 x 12.15	16.75 x 18.75	①	¾ ⅜
TEM8A0B30V31DA	30000	46.75 x 18.5 x 21.13	126	16.5 x 12.15	16.75 x 18.75	①	¾ ⅜
TEM8A0C36V31DA	36000	51.27 x 23.5 x 21.13	155	21.5 x 12.15	21.75 x 18.75	①	7/8 ⅜
TEM8A0C42V41DA	42000	51.27 x 23.5 x 21.13	155	21.5 x 12.15	21.75 x 18.75	①	7/8 ⅜
TEM8A0C48V41DA	48000	55.75 x 23.5 x 21.13	185	21.5 x 12.15	21.75 x 18.75	①	7/8 ⅜
TEM8A0D48V41DA	48000	53.87 x 26.5 x 21.13	181	24.5 x 12.15	24.75 x 18.75	①	7/8 ⅜
TEM8A0C60V51DA	60000	55.75 x 23.5 x 21.13	185	21.5 x 12.15	21.75 x 18.75	①	7/8 ⅜
TEM8A0D60V51DA	60000	53.87 x 26.5 x 21.13	181	24.5 x 12.15	24.75 x 18.75	①	7/8 ⅜
TEM8A0B24V21DB	24000	46.75 x 18.5 x 21.13	126	16.5 x 12.15	16.75 x 18.75	①	¾ ⅜
TEM8A0B30V31DB	30000	46.75 x 18.5 x 21.13	126	16.5 x 12.15	16.75 x 18.75	①	¾ ⅜
TEM8A0C36V31DB	36000	51.27 x 23.5 x 21.13	155	21.5 x 12.15	21.75 x 18.75	①	7/8 ⅜
TEM8A0C42V41DB	42000	51.27 x 23.5 x 21.13	155	21.5 x 12.15	21.75 x 18.75	①	7/8 ⅜
TEM8A0C48V41DB	48000	55.75 x 23.5 x 21.13	185	21.5 x 12.15	21.75 x 18.75	①	7/8 ⅜
TEM8A0D48V41DB	48000	53.87 x 26.5 x 21.13	181	24.5 x 12.15	24.75 x 18.75	①	7/8 ⅜
TEM8A0C60V51DB	60000	55.75 x 23.5 x 21.13	185	21.5 x 12.15	21.75 x 18.75	①	7/8 ⅜
TEM8A0D60V51DB	60000	53.87 x 26.5 x 21.13	181	24.5 x 12.15	24.75 x 18.75	①	7/8 ⅜

① Filter not supplied. Remote filter required.

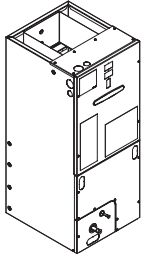
**Table AH-14-B — R-410A Convertible Variable Speed Air Handler 208-230/1/60**



Unit Model No.	Cooling Capacity (Btuh)	Dimensions (in.) H x W x D	Shipping Weight (lbs.)	Supply Opening	Return Opening	Filter Sizes	Line Size Gas Liquid
TEM6A0B24H21SA	24000	46.75 x 18.5 x 21.13	126	16.5 x 12.15	16.75 x 18.75	①	¾ ⅜
TEM6A0B30H21SA	30000	46.75 x 18.5 x 21.13	126	16.5 x 12.15	16.75 x 18.75	①	¾ ⅜
TEM6A0C36H31SA	36000	51.27 x 23.5 x 21.13	155	21.5 x 12.15	21.75 x 18.75	①	7/8 ⅜
TEM6A0C42H41SA	42000	51.27 x 23.5 x 21.13	155	21.5 x 12.15	21.75 x 18.75	①	7/8 ⅜
TEM6A0C48H41SA	48000	55.75 x 23.5 x 21.13	185	21.5 x 12.15	21.75 x 18.75	①	7/8 ⅜
TEM6A0D48H41SA	48000	53.87 x 26.5 x 21.13	181	24.5 x 12.15	24.75 x 18.75	①	7/8 ⅜
TEM6A0C60H51SA	60000	55.75 x 23.5 x 21.13	185	21.5 x 12.15	21.75 x 18.75	①	7/8 ⅜
TEM6A0D60H51SA	60000	53.87 x 26.5 x 21.13	181	24.5 x 12.15	24.75 x 18.75	①	7/8 ⅜
TEM6A0B24H21SB	24000	46.75 x 18.5 x 21.13	126	16.5 x 12.15	16.75 x 18.75	①	¾ ⅜
TEM6A0B30H21SB	30000	46.75 x 18.5 x 21.13	126	16.5 x 12.15	16.75 x 18.75	①	¾ ⅜
TEM6A0C36H31SB	36000	51.27 x 23.5 x 21.13	155	21.5 x 12.15	21.75 x 18.75	①	7/8 ⅜
TEM6A0C42H41SB	42000	51.27 x 23.5 x 21.13	155	21.5 x 12.15	21.75 x 18.75	①	7/8 ⅜
TEM6A0C48H41SB	48000	55.75 x 23.5 x 21.13	185	21.5 x 12.15	21.75 x 18.75	①	7/8 ⅜
TEM6A0D48H41SB	48000	53.87 x 26.5 x 21.13	181	24.5 x 12.15	24.75 x 18.75	①	7/8 ⅜
TEM6A0C60H51SB	60000	55.75 x 23.5 x 21.13	185	21.5 x 12.15	21.75 x 18.75	①	7/8 ⅜
TEM6A0D60H51SB	60000	53.87 x 26.5 x 21.13	181	24.5 x 12.15	24.75 x 18.75	①	7/8 ⅜

① Filter not supplied. Remote filter required.

# TEM Split System Air Handlers Single Phase 1½-5 Tons

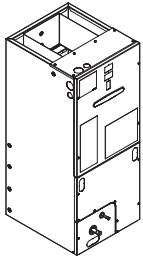


**Table AH-15-A — R-410A Convertible Air Handler 208-230/1/60**

Unit Model No.	Cooling Capacity (Btuh)	Dimensions (in.) H x W x D	Shipping Weight (lbs.)	Supply Opening	Return Opening	Filter Sizes	Line Size Gas Liquid
TEM4A0B18S21SA	18000	45.02 x 18.5 x 21.13	116	16.5 x 12.15	16.75 x 18.75	①	¾ ⅜
TEM4A0B24S21SA	24000	45.02 x 18.5 x 21.13	116	16.5 x 12.15	16.75 x 18.75	①	¾ ⅜
TEM4A0B30S31SA	30000	45.02 x 18.5 x 21.13	116	16.5 x 12.15	16.75 x 18.75	①	¾ ⅜
TEM4A0C36S41SA	36000	51.27 x 23.5 x 21.13	145	21.5 x 12.15	21.75 x 18.75	①	7/8 ⅜
TEM4A0C42S41SA	42000	51.27 x 23.5 x 21.13	145	21.5 x 12.15	21.75 x 18.75	①	7/8 ⅜
TEM4A0C48S41SA	48000	51.27 x 23.5 x 21.13	145	21.5 x 12.15	21.75 x 18.75	①	7/8 ⅜
TEM4A0C60S51SA	60000	51.27 x 23.5 x 21.13	145	21.5 x 12.15	21.75 x 18.75	①	7/8 ⅜
TEM4A0B18S21SB	18000	45.02 x 18.5 x 21.13	116	16.5 x 12.15	16.75 x 18.75	①	¾ ⅜
TEM4A0B24S21SB	24000	45.02 x 18.5 x 21.13	116	16.5 x 12.15	16.75 x 18.75	①	¾ ⅜
TEM4A0B30S31SB	30000	45.02 x 18.5 x 21.13	116	16.5 x 12.15	16.75 x 18.75	①	¾ ⅜
TEM4A0B36S31SB	36000	45.02 x 18.5 x 21.13	116	16.5 x 12.15	16.75 x 18.75	①	¾ ⅜
TEM4A0C37S31SB	36000	51.27 x 23.5 x 21.13	145	21.5 x 12.15	21.75 x 18.75	①	7/8 ⅜
TEM4A0C42S41SB	42000	51.27 x 23.5 x 21.13	145	21.5 x 12.15	21.75 x 18.75	①	7/8 ⅜
TEM4A0C48S41SB	48000	51.27 x 23.5 x 21.13	145	21.5 x 12.15	21.75 x 18.75	①	7/8 ⅜
TEM4A0C60S51SB	60000	51.27 x 23.5 x 21.13	145	21.5 x 12.15	21.75 x 18.75	①	7/8 ⅜

① Filter not supplied. Remote filter required.

**Table AH-15-B — R-410A Convertible Air Handler 208-230/1/60**



Unit Model No.	Cooling Capacity (Btuh)	Dimensions (in.) H x W x D	Shipping Weight (lbs.)	Supply Opening	Return Opening	Filter Sizes	Line Size Gas Liquid
TEM3A0B18S21SA	18000	45.02 x 18.5 x 21.13	116	16.5 x 12.15	16.75 x 18.75	①	¾ ⅜
TEM3A0B24S21SA	24000	45.02 x 18.5 x 21.13	116	16.5 x 12.15	16.75 x 18.75	①	¾ ⅜
TEM3A0B30S31SA	30000	45.02 x 18.5 x 21.13	116	16.5 x 12.15	16.75 x 18.75	①	¾ ⅜
TEM3A0B36S31SA	36000	45.02 x 18.5 x 21.13	116	16.5 x 12.15	16.75 x 18.75	①	¾ ⅜
TEM3A0C42S41SA	42000	51.27 x 23.5 x 21.13	145	21.5 x 12.15	21.75 x 18.75	①	7/8 ⅜
TEM3A0C48S41SA	48000	51.27 x 23.5 x 21.13	145	21.5 x 12.15	21.75 x 18.75	①	7/8 ⅜
TEM3A0C60S51SA	60000	51.27 x 23.5 x 21.13	145	21.5 x 12.15	21.75 x 18.75	①	7/8 ⅜

① Filter not supplied. Remote filter required.

# TEM Split System Air Handlers

## Single Phase 1½-5 Tons

**Table AH-16-A — Features**

	TEM8 2-5	TEM6 2-5	TEM4 1 1/2-5	TEM3 1 1/2-5
• Painted metal cabinet with captured foil face insulation .....	✓	✓	✓	✓
• 2% or less air leakage .....	✓	✓	✓	✓
• AccuLink™ II or 24V operation .....	✓	—	—	—
• Direct drive, variable speed ECM blower motor - Constant airflow ECM (electronically commutated) .....	✓	✓	—	—
• Direct drive, multi speed ECM blower motor - Constant torque ECM (electronically commutated motor) .....	—	—	3½-5 1½-3	5 1½-4
• PSC Motor.....	—	—	—	—
• R-4.2 Insulating Value .....	✓	✓	✓	✓
• Multi-Position UP/Down Flow*, Horizontal Left /Right.....	✓	✓	✓	✓
• ALL Aluminum Coil with Enhanced Patented Coil Fin .....	✓	✓	✓	✓
• Electric Heaters with polarized plug connections (sold as accessory) .....	✓	✓	✓	✓
• R-410A Thermal Expansion Valve .....	✓	✓	✓	✓
• Low Voltage Pigtail Connections .....	✓	✓	✓	✓
• Draw Through Design .....	✓	✓	✓	✓
• Horizontal Drain pan .....	✓	✓	✓	✓
• Single Color.....	✓	✓	✓	✓
• Fused 24V Power.....	✓	✓	✓	✓
• Wipeable interior design.....	✓	✓	✓	✓
• Soft start fan motor operation .....	✓	✓	—	—
• Comfort R Mode.....	✓	✓	—	—
• Built in fan delay modes .....	✓	✓	—	—
• Maximum Width 26.5" .....	✓	✓	—	—
• Maximum Width 23.5" .....	—	—	✓	✓
• Compact 22" depth .....	✓	✓	✓	✓
• Draw through design .....	✓	✓	✓	✓
• <b>3-year base limited warranty</b> .....	✓	✓	✓	✓
• <b>10-year registered limited warranty</b> .....	✓	✓	✓	✓
• <b>Optional extended warranty available</b> .....	✓	✓	✓	✓

**Table AH-16-B — Optional Accessories**

Model Number	Description	Matches Cabinet Size(s)	TEM8	TEM6	TEM4	TEM3
BAYTEMSPFG1 .....	Supply Duct Flange Kit.....		✓	✓	✓	✓
BAYSPEKT201A .....	Single Point Power Entry Kit.....		✓	✓	✓	✓
TAYBASE185.....	Air Handler Downflow Sub-Bases .....	18.5"	✓	✓	✓	✓
TAYBASE235 (TAYBASE100) .....	Air Handler Downflow Sub-Bases .....	23.5"	✓	✓	✓	✓
TAYBASE260 (TAYBASE102) .....	Air Handler Downflow Sub-Bases .....	26.5"	✓	✓	—	—
BAYTEMDFKT1A .....	Downflow Condensate Management Kit .....	23.5" ①	—	—	✓	✓
BAYAHHEMIKIT001 .....	Air handler Electronic Noise Kit used on Variable Speed Blower Motor ...		✓	✓	✓	✓
TEMBRKSEALKT01A .....	TEM Breaker Seal Kit .....		✓	✓	✓	✓
BAYSF1185AAA .....	Slim Fit Filter Box Kit .....	18.5"	✓	✓	✓	✓
BAYSF1235AAA .....	Slim Fit Filter Box Kit .....	23.5"	✓	✓	✓	✓
BAYSF1265AAA .....	Slim Fit Filter Box Kit .....	26.5"	✓	✓	—	—
FLRSF1185 .....	1" Slim Fit Replacement Filter, 17.75"x19.75", Qty 12 .....	18.5"	✓	✓	✓	✓
FLRSF1235 .....	1" Slim Fit Replacement Filter, 22.75"x19.75", Qty 12 .....	23.5"	✓	✓	✓	✓
FLRSF1265 .....	1" Slim Fit Replacement Filter, 25.75"x19.75", Qty 12 .....	26.5"	✓	✓	—	—
BAY6TXV2442A .....	R-22 TXV conversion kit .....		2-3½	2-3½	—	—
BAY6TXV4860A .....	R-22 TXV conversion kit .....		4-5 ②	4-5 ②	—	—
BAYATXV1836B .....	R-22 TXV conversion kit .....		—	—	1½-2½	1½-3
BAYATXV4248B .....	R-22 TXV conversion kit .....		—	—	3-4	3½-4
BAYATXV6161B .....	R-22 TXV conversion kit .....		4-5 ③	4-5 ③	5	5

① Downflow condensate management kit is required for 5 Ton downflow models.

② TEM6A0D48, TEM6A0D60, TEM8A0D48, TEM8A0D60

③ TEM6A0C48, TEM6A0C60, TEM8A0C48, TEM8A0C60



# Heaters for TEM Split System Air Handlers

**Table AH-17-A — BAYHTR15 — Heater, Standard, for TEM Air Handlers**

Heater Model Number	Capacity @ 240 Volts		Capacity @ 208 Volts		Rated Voltage	Control Stages	Number of Heater Racks	Number of Circuits	Heater Amps per Circuit		Contains Circuit Breakers
	kW	BTUH	kW	BTUH					208 Volts	240 Volt	
BAYHTR1504BRKC	3.84	13100	2.88	9800	208/240/1/60	1	1	1	13.8	16	Yes
BAYHTR1504PDCA	3.84	13100	2.88	9800	208/240/1/60	1	1	1	13.8	16	No
BAYHTR1504LUGB	3.84	13100	2.88	9800	208/240/1/60	1	1	1	13.8	16	No
BAYHTR1505BRKC	4.80	16400	3.60	12300	208/240/1/60	1	1	1	17.3	20	Yes
BAYHTR1505PDCA	4.80	16400	3.60	12300	208/240/1/60	1	1	1	17.3	20	No
BAYHTR1505LUGB	4.80	16400	3.60	12300	208/240/1/60	1	1	1	17.3	20	No
BAYHTR1508BRKC	7.68	26200	5.76	19700	208/240/1/60	1	1	1	27.7	32	Yes
BAYHTR1508PDCA	7.68	26200	5.76	19700	208/240/1/60	1	1	1	27.7	32	No
BAYHTR1508LUGB	7.68	26200	5.76	19700	208/240/1/60	1	1	1	27.7	32	No
BAYHTR1510BRKC	9.60	32800	7.20	24600	208/240/1/60	1	2	1	34.6	40	Yes
BAYHTR1510PDCA	9.60	32800	7.20	24600	208/240/1/60	1	2	1	34.6	40	No
BAYHTR1510LUGB	9.60	32800	7.20	24600	208/240/1/60	1	2	1	34.6	40	No
BAYHTR1515BRKB	14.4	49200	10.8	36900	208/240/1/60	2	3	2	51.9	60	Yes
BAYHTR1516BRKA	14.4	49200	10.8	36900	208/240/1/60	2	3	2	51.9	60	Yes
BAYHTR1517BRKA	14.4	49200	10.8	36900	208/240/1/60	2	3	2	51.9	60	Yes
BAYHTR1519BRKB	19.2	65500	14.4	49200	208/240/1/60	2	4	2	69.2	80	Yes
BAYHTR1520BRKB	19.2	65500	14.4	49200	208/240/1/60	2	4	2	69.2	80	Yes
BAYHTR1521BRKB	19.2	65500	14.4	49200	208/240/1/60	2	4	2	69.2	80	Yes
BAYHTR1522BRKA	19.2	65500	14.4	49200	208/240/1/60	2	4	2	69.2	80	Yes
BAYHTR1523BRKA	19.2	65500	14.4	49200	208/240/1/60	2	4	2	69.2	80	Yes
BAYHTR1525BRKA	24.0	81900	18.0	61600	208/240/1/60	2	4	2	86.4	100	Yes

**Table AH-17-B — BAYHTR35 — Heater, 3-Phase, for TEM Air Handlers ①**

Heater Model Number	Capacity @ 240 Volts		Capacity @ 208 Volts		Rated Voltage	Control Stages	Number of Heater Racks	Number of Circuits	Heater Amps per Circuit		Contains Circuit Breakers
	kW	BTUH	kW	BTUH					208 Volts	240 Volt	
BAYHTR3510LUGC	9.60	32800	7.20	24600	208/240/3/60	1	3	1	20.0	23.1	No
BAYHTR3515LUGC	14.4	49200	10.8	36900	208/240/3/60	1	3	1	30.0	34.6	No
BAYHTR3517LUGA	14.4	49200	10.8	36900	208/240/3/60	1	3	1	30.0	34.6	No

BRK = Contains circuit breakers

PDC = Pull disconnects

LUG = Lug connections

① 3-Phase - W1 and W2 must be jumpered at low voltage connector

# Heater Matches for TEM Split System Air Handlers

**Table AH-18-A — TEM8 and TEM6 Air Handler and Heater matches**

TEM6/TEM8 HEATER MATRIX									
AIR HANDLER	HEATER MODEL NUMBER								
MODEL NUMBER	BAYHTR1504BRKC BAYHTR1504LUGB 3.84 Kw	BAYHTR1505BRKC BAYHTR1505LUGB 4.80 Kw	BAYHTR1508BRKC BAYHTR1508LUGB 7.68 Kw	BAYHTR1510BRKC BAYHTR1510LUGB 9.60 Kw	BAYHTR1516BRKA 14.40 Kw	BAYHTR1522BRKA 19.20 Kw	BAYHTR1525BRKA 24.00 Kw	BAYHTR3510LUGC 9.60 Kw	BAYHTR3515LUGC 14.40 Kw
TEM8A0B24V21DA TEM8A0B30V31DA TEM6A0B24H21SA TEM6A0B30H21SA	Y	Y	Y	Y	Y	-	-	Y	Y
TEM8A0C36V31DA TEM8A0C42V41DA TEM6A0C36H31SA TEM6A0C42H41SA	Y	Y	Y	Y	Y	Y	-	Y	Y
TEM8A0C48V41DA TEM8A0C60V51DA TEM6A0C48H41SA TEM6A0C60H51SA	Y	Y	Y	Y	Y	Y	Y	Y	Y
TEM8A0D48V41DA TEM8A0D60V51DA TEM6A0D48H41SA TEM6A0D60H51SA	Y	Y	Y	Y	Y	Y	Y	Y	Y

**Table AH-18-B — TEM3 and TEM4 Air Handler and Heater matches**

TEM3/TEM4 HEATER MATRIX						
AIR HANDLER	HEATER MODEL NUMBER					
MODEL NUMBER	BAYHTR1504BRKC BAYHTR1504PDCA BAYHTR1504LUGB 3.84 Kw BK BAYHTR1505BRKC BAYHTR1505PDCA BAYHTR1505LUGB 4.80 Kw BK	BAYHTR1508BRKC BAYHTR1508PDCA BAYHTR1508LUGB 7.68 Kw BK BAYHTR1510BRKC BAYHTR1510PDCA BAYHTR1510LUGB BAYHTR3510LUGC 9.60 Kw BK	BAYHTR1515BRKB BAYHTR3515LUGC 14.40 Kw BK	BAYHTR1519BRKB 19.20 Kw BK	BAYHTR1520BRKB 19.20 Kw BK	BAYHTR1521BRKB 19.20 Kw BK
TEM3A0B18S21SA TEM4A0B18S21SA TEM3A0B24S21SA TEM4A0B24S21SA	Y	Y	--	--	--	--
TEM3A0B30S31SA TEM4A0B30S31SA TEM3A0B36S31SA	Y	Y	Y	Y	--	--
TEM4A0C37S31SA TEM3A0C42S41SA TEM4A0C42S41SA	Y	Y	Y	--	Y	--
TEM3A0C48S41SA	Y	Y	Y	--	Y	--
TEM4A0C48S41SA	Y	Y	Y	--	--	Y
TEM3A0C60S51SA TEM4A0C60S51SA	Y	Y	Y	--	Y	--

Air Handlers/Heaters

For complete equipment / combination selections, installation instructions and warranty information, please refer to Product Data/Ratings and/or Installers Guides and Limited Warranty Handbooks.

# Heater Matches for TEM Split System Air Handlers with metal blower housing

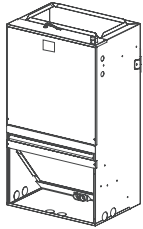
**Table AH-19-A — TEM8 and TEM6 Air Handler and Heater matches**

TEM6/TEM8 HEATER MATRIX									
AIR HANDLER	HEATER MODEL NUMBER								
MODEL NUMBER	BAYHTR1504BRKC BAYHTR1504LUGB 3.84 Kw	BAYHTR1505BRKC BAYHTR1505LUGB 4.80 Kw	BAYHTR1508BRKC BAYHTR1508LUGB 7.68 Kw	BAYHTR1510BRKC BAYHTR1510LUGB 9.60 Kw	BAYHTR1517BRKA 14.40 Kw	BAYHTR1523BRKA 19.20 Kw	BAYHTR1525BRKA 24.00 Kw	BAYHTR3510LUGC 9.60 Kw	BAYHTR3517LUGA 14.40 Kw
TEM8A0B24V21DB TEM8A0B30V31DB TEM6A0B24H21SB TEM6A0B30H21SB	Y	Y	Y	Y	Y	-	-	Y	Y
TEM8A0C36V31DB TEM8A0C42V41DB TEM6A0C36H31SB TEM6A0C42H41SB	Y	Y	Y	Y	Y	Y	-	Y	Y
TEM8A0C48V41DB TEM8A0C60V51DB TEM6A0C48H41SB TEM6A0C60H51SB	Y	Y	Y	Y	Y	Y	Y	Y	Y
TEM8A0D48V41DB TEM8A0D60V51DB TEM6A0D48H41SB TEM6A0D60H51SB	Y	Y	Y	Y	Y	Y	Y	Y	Y

**Table AH-19-B — TEM4 Air Handler and Heater matches**

TEM4 HEATER MATRIX					
AIR HANDLER	HEATER MODEL NUMBER				
MODEL NUMBER	BAYHTR1504BRKC BAYHTR1504LUGB 3.84 Kw BK BAYHTR1505BRKC BAYHTR1505LUGB 4.80 Kw BK	BAYHTR1508BRKC BAYHTR1508LUGB 7.68 Kw BK BAYHTR1510BRKC BAYHTR1510LUGB BAYHTR3510LUGC 9.60 Kw BK	BAYHTR1517BRKA BAYHTR3517LUGA 14.40 Kw BK	BAYHTR1523BRKA 19.20 Kw BK	BAYHTR1525BRKA 24.00 Kw BK
TEM4A0B18S21SB TEM4A0B24S21SB	Y	Y	--	--	--
TEM4A0B30S31SB TEM4A0B36S31SB	Y	Y	Y	--	--
TEM4A0C37S31SB TEM4A0C42S41SB	Y	Y	Y	Y	--
TEM4A0C48S41SB	Y	Y	Y	Y	Y
TEM4A0C60S51SB	Y	Y	Y	Y	Y

# TMM Wall, Stud, or Over the Water Heater Mount Air Handlers Single Phase 1-1/2 - 3 Tons



**Table AH-20-A — R-410A Wall, Stud, or Over the Water Heater Mount Air Handler 208-230/1/60, ECM Motor, Factory installed R-410A TXV**

Unit Model No.	Cooling Capacity (Btuh)	Dimensions (in.) H x W x D	Shipping Weight (lbs.)	Supply Opening	Filter Sizes	Line Size	
						Gas	Liquid
TMM5A0B24M21SA	24000	39.5 x 22.0 x 19.0	115	18.75 x 9.5	①	3/4	3/8
TMM5A0B30M21SA	30000	39.5 x 22.0 x 19.0	117	18.75 x 9.5	①	3/4	3/8
TMM5A0B36M31SA	36000	39.5 x 22.0 x 19.0	117	18.75 x 9.5	①	3/4	3/8

**Table AH-20-B — TMM4 R-410A Wall, Stud, or Over the Water Heater Mount Air Handler 208-230/1/60**

Unit Model No.	Cooling Capacity (Btuh)	Dimensions (in.) H x W x D	Shipping Weight (lbs.)	Supply Opening	Filter Sizes	Line Size	
						Gas	Liquid
TMM4A0A18S21SA	18000	36.5 x 20.5 x 15.0	99	17.25 x 9.5	①	3/4	3/8
TMM4A0A24S21SA	24000	36.5 x 20.5 x 15.0	99	17.25 x 9.5	①	3/4	3/8
TMM4A0B30S21SA	30000	39.5 x 22.0 x 19.0	121	18.75 x 9.5	①	3/4	3/8
TMM4A0B36S31SA	36000	39.5 x 22.0 x 19.0	121	18.75 x 9.5	①	3/4	3/8

① Filter not supplied. Remote filter required.

**Table AH-20-C — Features**

	TMM5 2-3	TMM4 1-1/2-3
• Painted metal cabinet with captured foil face insulation	✓	✓
• 2% or less air leakage	✓	✓
• Direct drive, multi speed ECM blower motor - Constant torque ECM (electronically commutated motor) with fan-off time delay programming	✓	—
• PSC Motor	—	✓
• Limited HP matched system ratings	—	✓
• R-4.2 Insulating Value	✓	✓
• Upflow only	✓	✓
• Front return option	✓	✓
• High Efficiency Copper / Aluminum Coil	✓	✓
• Electric Heaters with polarized plug connections (sold as accessory)	✓	✓
• R-410A Thermal Expansion Valve	✓	—
• Low Voltage Pigtail Connections	✓	✓
• Single Color	✓	✓
• Fused 24V Power	✓	✓
• Wipeable interior design	✓	✓
• Maximum Height 39.5"	✓	✓
• Maximum Width 22"	✓	✓
• Compact 22" depth	✓	✓
• Optional R-22 and R-410A TXV kits (sold as accessory)	✓	✓
• <b>3-year base limited warranty</b>	✓	✓
• <b>10-year registered limited warranty</b>	✓	✓
• <b>Optional extended warranty available</b>	✓	✓

**Table AH-20-D — Optional Accessories**

Model Number	Description	TMM5	TMM4
4AYTXVH3G2436A	R-410A TXV kit 1-1/2 to 3 ton	—	✓
2AYTXVH3G2436A	R-22 TXV conversion kit 1-1/2 to 3 ton	✓	✓
BAYFRTLLOUPNL20	Front louver panel 20.5" width	—	✓
BAYFRTLLOUPNL22	Front louver panel 22.0" width	✓	✓
BAYTMMWALLPNL1	Return air / service wall panel	✓	✓

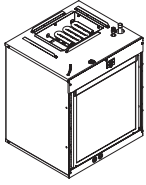
## Heaters for TMM Split System Air Handlers

**Table AH-20-E — BAYHTRM — Heater, Standard, for TMM Air Handlers**

Heater Model Number	Capacity @ 240 Volts		Capacity @ 208 Volts		Rated Voltage	Control Stages	Number of Heater Racks	Number of Circuits	Heater Amps per Circuit		Contains Circuit Breakers
	kW	BTUH	kW	BTUH					208 Volts	240 Volt	
BAYHTRM505BRK	5.0	17100	3.8	12800	208/240/1/60	1	1	1	18	20.8	Yes
BAYHTRM508BRK	7.5	25600	5.6	19200	208/240/1/60	1	1	1	27.1	31.2	Yes
BAYHTRM510BRK	10.0	34100	7.5	25600	208/240/1/60	1	2	1	36.1	41.7	Yes

For complete equipment / combination selections, installation instructions and warranty information, please refer to Product Data/Ratings and/or Installers Guides and Limited Warranty Handbooks.

# GMU, GMV Wall Mount Air Handlers Single Phase, 1-1/2-3 Tons, w/Electric Heater



**Table AH-21-A — GMU2 AC, R-410A Wall Mount Air Handler 208-230/1/60, with Factory Installed Electric Heater**

Unit Model No.	Cooling Capacity	Dimensions (in.) H x W x D	Shipping Weight (lbs.)	Supply Opening	Filter Sizes	Line Size		Heater (KW)
	Range (Tons)					Gas	Liquid	
GMU2APB24051SA	1.5 - 2.0	25.4 x 22.1 x 19.3	70	16.00 x 10.75	20 x 20 x 1	3/4	3/8	5
GMU2APB24081SA	1.5 - 2.0	25.4 x 22.1 x 19.3	70	16.00 x 10.75	20 x 20 x 1	3/4	3/8	8
GMU2APB30081SA	2.5	29.4 x 22.1 x 19.3	72	16.00 x 10.75	24 x 20 x 1	3/4	3/8	8
GMU2AEB37101SA	2.5 - 3.0	29.4 x 22.1 x 19.3	73	16.00 x 10.75	24 x 20 x 1	3/4	3/8	10

**Table AH-21-B — GMV2 HP, R-410A Wall Mount Air Handler 208-230/1/60, with Factory Installed Electric Heater**

Unit Model No.	Capacity	Dimensions (in.) H x W x D	Shipping Weight (lbs.)	Supply Opening	Filter Sizes	Line Size		Heater (KW)
	Range (Tons)					Gas	Liquid	
GMV2APB26051SA	1.5 - 2.0	25.4 x 22.1 x 19.3	73	16.00 x 10.75	20 x 20 x 1	3/4	3/8	5
GMV2APB26081SA	1.5 - 2.0	25.4 x 22.1 x 19.3	73	16.00 x 10.75	20 x 20 x 1	3/4	3/8	8
GMV2APB32081SA	2.5	29.4 x 22.1 x 19.3	74	16.00 x 10.75	24 x 20 x 1	3/4	3/8	8
GMV2AEB39101SA	2.5 - 3.0	29.4 x 22.1 x 19.3	75	16.00 x 10.75	24 x 20 x 1	3/4	3/8	10

**Table AH-21-C — Features**

	GMU2	GMV2
• Stud Mount, Wall Mount, and Over the Water Heater Mount applications	✓	✓
• Galvanized Steel Exterior with captured foil face insulation	✓	✓
• 2% or less air leakage	✓	✓
• Direct drive, multi speed CTM Electronically Commutated Motor (ECM)	37	39
• Direct drive, multi speed PSC motor	24-30	26-32
• Upflow only	✓	✓
• Front return only	✓	✓
• All Aluminum Coil	✓	✓
• Factory Installed Electric Heaters with polarized plug connections	✓	✓
• Cooling and Heating with R-410A Thermal Expansion Valve	—	✓
• Cooling Only with R-410A Factory installed Orifice	✓	—
• Low Voltage Pigtail Connections	✓	✓
• Single Color	✓	✓
• Fused 24V Power	✓	✓
• Wipeable interior design	✓	✓
• Maximum Height 29.4"	✓	✓
• Width 22.1"	✓	✓
• Compact 19.3" depth	✓	✓
• 5-year base limited warranty	✓	✓
• 10-year registered limited warranty	✓	✓
• Optional extended warranty available	✓	✓

**Table AH-21-D — Optional Accessories**

Model Number	Description	GMU2	GMV2
BAYGM1WALLPNL	Wall Mount Panel - Quantity 1	✓	✓
BAYGM5WALLPNL	Wall Mount Panel - Quantity 5	✓	✓
BAYFRT1LVPNL26A	Louver Panel 26" - Quantity 1	✓	✓
BAYFRT5LVPNL26A	Louver Panel 26" - Quantity 5	✓	✓
BAYFRT1LVPNL30A	Louver Panel 30" - Quantity 1	✓	✓
BAYFRT5LVPNL30A	Louver Panel 30" - Quantity 5	✓	✓

**Table AH-21-E — Orifice kit table**

Outdoor Unit Capacity (Tons)	Orifice Size (R410A or R22)	Orifice Kit	GMU2	GMV2
1.5	.049	BAYORIACHP0049A	✓	—
2.0	.057	BAYORIACHP0057A	✓	—
2.5	.061	BAYORIACHP0061A	✓	—
3.0	.067	BAYORIACHP0067A	✓	—