

# Split System Heat Pumps Summary of System Ratings

**IMPORTANT:**

This table is intended as an at-a-glance overview. See AHRI for complete and up-to-date indoor and outdoor system ratings by model. Not all matches will attain ratings shown below.

Model Not Offered																												
NA-System Combination "Not Allowed"																												
Silver 14		Silver 14 - 14 SEER Single Stage Heat Pump and Air Handler Ratings Summary (up to 14 SEER / 12 EER / 8.5 HSPF)																										
		1.5 Ton			2 Ton			2.5 Ton			3 Ton			3.5 Ton			4 Ton			5 Ton								
		SEER	EER	HSPF	SEER	EER	HSPF	SEER	EER	HSPF	SEER	EER	HSPF	SEER	EER	HSPF	SEER	EER	HSPF	SEER	EER	HSPF	SEER	EER	HSPF			
TEM / TMM Air Handlers	TEM4	14.00	11.50	8.50	14.00	11.50	8.50	14.00	11.50	8.50	14.00	11.50	8.50	14.00	11.50	8.50	14.00	11.50	8.50	14.00	11.50	8.50	14.00	11.50	8.50			
	TMM4	NA			14.00	11.50	8.20	14.00	11.50	8.50	NA																	
	TMM5	14.00	11.50	8.50	14.00	11.50	8.50	14.00	11.50	8.50	14.00	12.00	8.20															
	TEM6/8	NA			14.50	12.00	8.50	14.50	12.00	8.50	14.50	12.00	8.50	14.50	12.00	8.50	14.50	12.00	8.50	14.00	12.00	8.50	14.50	12.00	8.50			
ForeFront™ Air Handlers	GAF2	14.00	11.50	8.50	14.00	11.50	8.50	14.00	12.00	8.50	14.00	12.00	8.20															
	TAM4	14.00	11.50	8.50	14.00	11.50	8.50	14.00	11.50	8.50	14.00	11.50	8.20	NA			14.00	11.50	8.50	14.00	11.50	8.50	14.00	11.50	8.50			
	GAM5	14.50	12.00	8.50	14.50	12.00	8.50	14.50	12.00	8.50	14.50	12.00	8.50	14.50	12.00	8.50	14.50	12.00	8.50	14.00	12.00	8.50	14.00	11.70	8.50	14.00	12.00	8.50
	TAM7/9	14.50	12.00	8.50	14.50	12.00	8.50	14.50	12.00	8.50	14.50	12.00	8.50	14.50	12.00	8.50	14.50	12.00	8.50	14.50	12.00	8.50	14.50	12.00	8.50	14.50	12.00	8.50

Silver 15		Silver 15 - 15 SEER Single Stage Heat Pump and Air Handler Ratings Summary (up to 15 SEER / 12.5 EER / 9.5 HSPF)																										
		1.5 Ton			2 Ton			2.5 Ton			3 Ton			3.5 Ton			4 Ton			5 Ton								
		SEER	EER	HSPF	SEER	EER	HSPF	SEER	EER	HSPF	SEER	EER	HSPF	SEER	EER	HSPF	SEER	EER	HSPF	SEER	EER	HSPF	SEER	EER	HSPF			
TEM / TMM Air Handlers	TEM4	15.00	12.50	8.50	15.00	12.50	8.50	14.25	12.00	8.50	14.50	12.00	8.50	NA			NA			NA			NA					
	TMM4	NA			14.00	11.50	8.20	14.00	11.50	8.50	NA																	
	TMM5	15.00	12.50	8.50	15.00	12.50	8.50	15.00	12.50	8.50	15.00	12.50	8.50	15.00	12.50	9.50	15.00	12.50	9.50	15.00	12.50	9.50	15.00	12.50	9.50	15.00	12.50	9.50
	TEM6/8	15.00	12.50	8.85	15.00	12.50	9.00	15.00	12.50	9.50	15.00	12.50	9.50	15.00	12.50	9.50	15.00	12.50	9.50	15.00	12.50	9.50	15.00	12.50	9.50	15.00	12.50	9.50
ForeFront™ Air Handlers	GAF2	15.00	12.50	8.50	15.00	12.50	8.50	15.00	12.50	9.50	NA																	
	TAM4	15.00	12.50	8.50	15.00	12.50	9.00	14.50	12.00	9.00	14.25	12.00	9.00	14.50	12.00	9.00	15.00	12.00	8.50	15.00	12.00	8.50	14.50	12.00	8.50	14.50	12.00	8.50
	GAM5	15.00	12.50	8.50	15.00	12.50	9.00	15.00	12.50	9.50	15.00	12.50	9.50	15.00	12.50	9.50	15.00	12.50	9.50	15.00	12.50	9.50	15.00	12.50	9.50	15.00	12.50	9.50
	TAM7/9	15.00	12.50	9.00	15.25	12.50	9.00	15.25	12.50	9.50	15.00	12.50	9.50	15.00	12.50	9.50	15.00	12.50	9.50	15.00	12.50	9.50	15.00	12.50	9.50	15.00	12.50	9.50

Silver 16		Silver 16 - 16 SEER Single Stage Heat Pump and Air Handler Ratings Summary (up to 17 SEER / 13 EER / 9.6 HSPF)																										
		1.5 Ton			2 Ton			2.5 Ton			3 Ton			3.5 Ton			4 Ton			5 Ton								
		SEER	EER	HSPF	SEER	EER	HSPF	SEER	EER	HSPF	SEER	EER	HSPF	SEER	EER	HSPF	SEER	EER	HSPF	SEER	EER	HSPF	SEER	EER	HSPF			
TEM / TMM Air Handlers	TEM4	15.00	12.50	8.50	15.00	12.00	8.20				15.00	12.00	8.20	NA			NA			NA			NA					
	TMM5	16.00	13.00	9.00	16.00	13.00	8.50	NA			NA																	
	TEM6/8	16.00	12.50	9.00	16.00	13.00	9.60	16.00	13.00	9.60	16.00	13.00	9.60	16.00	13.00	9.60	16.00	13.00	9.60	16.00	13.00	9.60	16.00	13.00	9.60	15.00	12.50	9.00
ForeFront™ Air Handlers	GAF2	16.00	13.00	8.55	14.00	12.00	8.20	NA			NA																	
	TAM4	15.00	12.50	8.55	15.00	12.50	8.20	NA			14.75	12.50	8.50	15.00	12.00	8.50	15.00	12.00	8.50	15.00	12.00	8.50	15.00	12.00	8.50	15.00	12.00	8.50
	GAM5	16.00	13.00	8.55	16.00	12.50	9.00	16.00	12.50	9.00	16.00	12.50	9.00	16.00	12.50	9.00	16.00	12.50	9.00	16.00	12.50	9.00	14.50	12.00	8.20	14.50	12.00	8.20
	TAM7/9	17.00	13.00	9.00	17.00	13.50	9.50	17.00	13.50	9.60	16.00	13.00	9.60	16.00	13.00	9.60	17.00	13.50	9.60	16.00	13.00	9.60	16.00	13.00	9.60	15.00	12.50	9.00

Silver 16 Low Profile Side Discharge		Silver 16 - 16 SEER Low Profile Single Stage Heat Pump and Air Handler Ratings Summary (up to 16.5 SEER / 13.5 EER / 10.0 HSPF)																										
		1.5 Ton			2 Ton			2.5 Ton			3 Ton			3.5 Ton			4 Ton			5 Ton								
		SEER	EER	HSPF	SEER	EER	HSPF	SEER	EER	HSPF	SEER	EER	HSPF	SEER	EER	HSPF	SEER	EER	HSPF	SEER	EER	HSPF	SEER	EER	HSPF			
TEM / TMM Air Handlers	TEM4	14.50	12.00	8.50	14.50	12.00	9.00	14.00	12.00	8.50	14.50	12.00	9.00	14.50	12.00	9.00	14.00	12.00	9.00	14.00	11.50	9.00						
	TMM5	Not available at time of printing, check AHRI Directory.org																										
	TEM6/8	16.00	13.00	9.50	16.00	13.00	9.50	15.50	12.50	10.00	16.50	13.50	10.00	16.00	13.00	10.00	15.00	12.50	10.00	14.50	11.50	10.00						
ForeFront™ Air Handlers	GAF2	16.00	13.50	9.00	15.00	12.50	9.00	14.50	12.00	8.50	14.00	12.00	9.00															
	TAM4	14.50	12.00	8.50	14.50	12.00	9.00	14.00	11.50	8.50	14.50	12.00	9.50	14.00	11.00	9.00	14.50	12.00	9.50	14.50	11.50	9.00						
	GAM5	15.00	12.50	9.00	15.00	12.50	9.00	15.00	12.50	9.00	15.00	12.50	9.00	15.00	12.50	9.00	15.00	12.00	9.00	15.00	12.00	9.00	14.00	11.50	9.00	14.00	11.50	9.00
	TAM7/9	16.00	13.00	9.50	16.00	13.50	9.50	16.00	13.00	9.00	16.00	13.00	10.00	15.00	12.50	9.50	15.00	12.00	9.50	15.00	12.00	9.50	14.00	11.50	9.00	14.00	11.50	9.00

For complete equipment / combination selections, installation instructions and warranty information, please refer to Product Data/Ratings and/or Installers Guides and Limited Warranty Handbooks.

# Split System Heat Pumps Summary of System Ratings

**IMPORTANT:**

This table is intended as an at-a-glance overview. See AHRI for complete and up-to-date indoor and outdoor system ratings by model. Not all matches will attain ratings shown below.

Model Not Offered		Gold 17 - Two Stage 17 SEER Heat Pump and Air Handler Ratings Summary (up to 17.25 SEER / 13.5 EER / 9.6 HSPF)																				
Gold 17-2 Stage		1.5 Ton			2 Ton			2.5 Ton			3 Ton			3.5 Ton			4 Ton			5 Ton		
		SEER	EER	HSPF	SEER	EER	HSPF	SEER	EER	HSPF	SEER	EER	HSPF	SEER	EER	HSPF	SEER	EER	HSPF	SEER	EER	HSPF
TEM Air Handlers	TEM6/8				17.00	12.50	8.50				17.00	12.50	9.60				17.00	12.50	9.60	15.00	12.00	9.60
ForeFront™ Air Handlers	GAM5				16.00	12.50	9.00				16.00	12.50	9.00				16.00	12.00	9.00	15.00	11.00	9.00
	TAM7				17.00	13.00	8.50				17.00	13.00	9.00				17.00	13.00	9.50	16.00	12.50	8.50
	TAM8/9				17.25	13.50	9.60				17.75	13.00	9.20				17.25	12.50	9.00	16.25	12.00	9.00


Platinum 18 AccuComfort™		Platinum 18 - SEER AccuComfort™ Variable Speed Heat Pump and Air Handler Ratings Summary (up to 18 SEER / 13.5 EER / 10.0 HSPF)																				
Platinum 18 AccuComfort™		1.5 Ton			2 Ton			2.5 Ton			3 Ton			3.5 Ton			4 Ton			5 Ton		
		SEER	EER	HSPF	SEER	EER	HSPF	SEER	EER	HSPF	SEER	EER	HSPF	SEER	EER	HSPF	SEER	EER	HSPF	SEER	EER	HSPF
ForeFront™ Air Handlers	TAM8/9				18.00	13.00	10.00				18.00	13.00	10.00				18.00	12.50	10.00	18.00	12.50	10.00

Platinum 19 AccuComfort™		Platinum 19 - SEER AccuComfort™ Variable Speed Heat Pump and Air Handler Ratings Summary (up to 19.5 SEER / 13.0 EER / 11.5 HSPF)																				
Platinum 19 AccuComfort™		1.5 Ton			2 Ton			2.5 Ton			3 Ton			3.5 Ton			4 Ton			5 Ton		
		SEER	EER	HSPF	SEER	EER	HSPF	SEER	EER	HSPF	SEER	EER	HSPF	SEER	EER	HSPF	SEER	EER	HSPF	SEER	EER	HSPF
TEM Air Handlers	TEM8				19.50	13.00	11.00				18.00	12.50	10.50				19.00	12.50	11.00	18.00	10.50	10.75
ForeFront™ Air Handlers	TAM9				19.50	13.00	11.50				17.75	12.50	11.00				19.00	11.50	11.50	19.00	10.50	11.00

Platinum 20 AccuComfort™		Platinum 20 - SEER AccuComfort™ Variable Speed Heat Pump and Air Handler Ratings Summary (up to 21.0 SEER / 13.50 EER / 10.0 HSPF)																				
Platinum 20 AccuComfort™		1.5 Ton			2 Ton			2.5 Ton			3 Ton			3.5 Ton			4 Ton			5 Ton		
		SEER	EER	HSPF	SEER	EER	HSPF	SEER	EER	HSPF	SEER	EER	HSPF	SEER	EER	HSPF	SEER	EER	HSPF	SEER	EER	HSPF
ForeFront™ Air Handlers	TAM8/9				19.25	13.75	10.00				21.00	13.50	10.00				19.25	12.50	10.00	19.00	12.70	10.00

Split System Heat Pumps


# AccuComfort™ Variable Speed Heat Pumps Single Phase – 2-5 Tons



**Platinum 20  
(Variable Speed)**

**Table SH-3-A - Platinum 20 R-410A Split System Variable Speed Heat Pump (25–100% capacity)—with AccuLink™ ②**


Model Number	Power Supply	Nom. Cap Cooling (BTUH)	Uncrated Dimensions(in.)			Shipping Weight (lbs.)	Sound** Rating		MCA*	Max. Fuse*	Line Size (in)	
			H	W	D		(Cool)	(Heat)			OD Gas	OD Liq.
4A6V0024A1000B	208/230/1/60	24,200	41	33	30	216	54/65	60/69	17	25	5/8	3/8
4A6V0036A1000B	208/230/1/60	35,000	41	37	34	254	59/70	60/72	26	40	3/4	3/8
4A6V0048A1000B	208/230/1/60	47,000	41	37	34	266	61/74	62/76	29	45	7/8	3/8
4A6V0060A1000B	208/230/1/60	54,500	45	37	34	276	57/73	61/74	37	50	1 1/8	3/8



**Platinum 18  
(Variable Speed)**

**Table SH-3-B - Platinum 18 R-410A Split System Variable Speed Heat Pump (25–100% capacity)—with AccuLink™ ②**

Model Number	Power Supply	Nom. Cap Cooling (BTUH)	Uncrated Dimensions(in.)			Shipping Weight (lbs.)	Sound** Rating		MCA*	Max. Fuse*	Line Size (in)	
			H	W	D		(Cool)	(Heat)			OD Gas	OD Liq.
4A6V8024A1000B	208/230/1/60	23,800	41	33	30	216	54/65	60/69	17	25	5/8	3/8
4A6V8036A1000B	208/230/1/60	35,000	41	33	30	229	56/70	60/74	25	35	3/4	3/8
4A6V8037A1000B	208/230/1/60	35,000	41	37	34	254	56/70	60/74	26	40	3/4	3/8
4A6V8048A1000B	208/230/1/60	47,000	41	37	34	259	61/74	62/76	28	40	7/8	3/8
4A6V8049A1000B	208/230/1/60	47,000	41	37	34	266	61/74	62/76	29	45	7/8	3/8
4A6V8060A1000B	208/230/1/60	54,000	45	37	34	276	57/73	61/74	37	50	1 1/8	3/8



**Platinum 19  
(Variable Speed)**

**Table SH-3-C - Platinum 19 R-410A Side Discharge Variable Speed Heat Pump (50-100% capacity)—with AccuLink™ ②**

Model Number	Power Supply	Nom. Cap Cooling (BTUH)	Uncrated Dimensions(in.)			Shipping Weight (lbs.)	Sound** Rating		MCA*	Max. Fuse*	Line Size (in)	
			H	W	D		(Cool)	(Heat)			OD Gas	OD Liq.
4A6L9024A1000A①	208/230/1/60	23,800	37	47	18	229	50	49	19.1	25	5/8	3/8
4A6L9036A1000A①	208/230/1/60	36,000	37	47	18	250	48	49	26.9	30	3/4	3/8
4A6L9048A1000A①	208/230/1/60	48,000	43	47	18	269	54	52	31.8	35	7/8	3/8
4A6L9060A1000A①	208/230/1/60	58,600	43	47	18	269	56	57	36.1	40	7/8	3/8

① For coastal applications where units are installed within one (1) mile of salt water, epoxy coated models are available for order. Model numbers with "COT" in the eleventh (11) through thirteenth (13) digits represent an epoxy coated coil. Example: 4A6L9036A1COTA. These models have an 8 week lead time after order.

② Must use ACONT850, AZONE950 or AZON1050 control.

\* Information subject to change. Please confirm with current Product Data/Service Facts for current factory production.

\*\* Rated in accordance with AHRI Standard 275

# AccuComfort™ Variable Speed Heat Pump Single Phase – 2-5 Tons

**Table SH-4-A — Features**

	Platinum 20 (4A6V0)	Platinum 19 (4A6L9)	Platinum 18 (4A6V8)
• SEER up to .....	21.00	19.50	18.00
• HSPF up to .....	10.00	12.00	10.00
• <b>Duration™</b> compressor.....	1	1	1
• Number of stages.....	Variable	Variable	Variable
• <b>Comfort-R™</b> mode approved.....	✓	✓	✓
• <b>AccuLink™</b> system.....	✓	✓	✓
• <b>DuraBase™</b> base, fast complete drain, weatherproof .....	✓	—	✓
• <b>Easy-Sess™</b> cabinet, service access & refrigerant connections with full coil protection .....	✓	—	✓
• <b>Spine Fin™</b> coil .....	✓	—	✓
• Compressor sound enclosure .....	✓	✓	✓
• Compressor sump heat .....	✓	✓	✓
• Factory supplied charge .....	R-410A	R-410A	R-410A
• Glossy corrosion resistant finish .....	✓	✓	✓
• High pressure switch .....	✓	✓	✓
• Low pressure protection .....	✓	✓	✓
• Internal high / low pressure & temperature protection .....	✓	✓	✓
• Liquid line filter drier - factory installed or factory supplied for field install .....	✓	✓	✓
• Seacoast shield - factory installed .....	✓	—	—
• Spinnaker gray cabinet .....	✓	✓	✓
• <b>10-year registered limited warranty on compressor, outdoor coil &amp; all other functional parts (Residential Use)①</b> .....	—	✓	—
• <b>12-year registered limited warranty on compressor, 10-year on outdoor coil &amp; all other functional parts (Residential Use)①</b> .....	✓	✓	✓
• <b>Extended warranties available</b> .....	✓	✓	✓

**Table SH-4-B — Optional Accessories**

Model Number	Description	Shipping Weight			
BAYECMT023	Extreme Conditions Mounting Kit (Base 2/3) .....	2.....	2	—	024-036
BAYECMT004	Extreme Conditions Mounting Kit (Base 4) .....	2.....	3-5	—	037-060
BAYISLT101	Rubber Isolators .....	1.....	✓	✓	✓
BAYLEGS007	Snow Legs - 7" High (Black).....	1.....	✓	✓	✓
BAYLEGS004	Snow Legs - 4" High (Black).....	1.....	✓	✓	✓
BAYVDTA003	Vertical Discharge Air Kit Base 3 .....	10.....	2	—	—
BAYVDTA004	Vertical Discharge Air Kit Base 4 .....	10.....	3-5	—	—
BAYSEAC001	Seacoast Kit .....	1.....	—	—	✓
BAYWIND103	Wind Baffle Kit.....	5.....	—	✓	—
BAYSDHG003A	Hail Guard Kit .....	5.....	—	2-3	—
BAYSDHG004A	Hail Guard Kit .....	5.....	—	4-5	—
PAI00309②	Heresite Spraypaint.....	1.....	✓	✓	✓
BRK05033③	Wall Mount Kit .....	.....	✓	✓	✓

**Comfort Controls — See Comfort Controls/Zone Sensors Section**


① Registered Limited Warranty terms are available when you register within 60 days of installation. You can register online at americanstandardair.com or by phone at 800-554-8005; otherwise American Standard Heating & Air Conditioning's Base Limited Warranty terms will apply. Base Limited Warranty information on specific products can be found on ASDealerNet.com.

② Used for additional seacoast corrosion protection. Refer to bulletin number UN-SVB11A-EN for application information.

③ Available from Trane Parts.

Split System Heat Pumps


# Split System Heat Pumps Single Phase – 1½-5 Tons



**Gold 17  
(Two Stage)**

**Table SH-5-A — Gold 17 R-410A Split System Two Stage Heat Pump (70/100% capacity)**


Model Number	Power Supply	Nom. Cap. Cooling (BTUH)	Uncrated Dimensions(in.)			Shipping Weight (lbs.)	Sound** Rating	MCA*	Max. Fuse*	Line Size (in)	
			H	W	D					OD Gas	OD Liq.
4A6H7024A1000D	208/230/1/60	24,000	41	37	34	272	72	15	25	5/8	3/8
4A6H7036B1000D	208/230/1/60	36,000	41	37	34	274	72	20	35	3/4	3/8
4A6H7048A1000D	208/230/1/60	48,000	45	37	34	329	73	28	45	7/8	3/8
4A6H7060A1000D	208/230/1/60	60,000	45	37	34	330	74	41	60	1 1/8	3/8



**Silver 16  
(Single Stage)**

**Table SH-5-B — Silver 16 R-410A Split System Single Stage Heat Pump**

Model Number	Power Supply	Nom. Cap. Cooling (BTUH)	Uncrated Dimensions(in.)			Shipping Weight (lbs.)	Sound** Rating	MCA*	Max. Fuse*	Line Size (in)	
			H	W	D					OD Gas	OD Liq.
4A6H6018H1000A	208/230/1/60	18,800	33	33	30	208	74	12	20	3/4	3/8
4A6H6024H1000A	208/230/1/60	24,200	33	33	30	208	71	14	25	3/4	3/8
4A6H6030H1000A	208/230/1/60	28,600	37	37	34	245	70	17	25	3/4	3/8
4A6H6036H1000A	208/230/1/60	34,800	37	37	34	246	70	18	30	7/8	3/8
4A6H6042H1000A	208/230/1/60	41,000	45	37	34	277	72	22	35	7/8	3/8
4A6H6048H1000A	208/230/1/60	47,000	45	37	34	300	72	26	40	7/8	3/8
4A6H6060H1000A	208/230/1/60	55,000	45	37	34	301	72	31	50	1 1/8	3/8



**Silver 16  
(Single Stage)**

**Table SH-5-C — Silver 16 R-410A Side Discharge Single Stage Heat Pump**

Model Number	Power Supply	Nom. Cap. Cooling (BTUH)	Uncrated Dimensions(in.)			Shipping Weight (lbs.)	Sound** Rating	MCA*	Max. Fuse*	Line Size (in)	
			H	W	D					OD Gas	OD Liq.
4A6L6018A1000A①	208/230/1/60	19,000	30	40	15	186	69	12	20	3/4	3/8
4A6L6024A1000A①	208/230/1/60	24,000	30	40	15	186	69	13	20	3/4	3/8
4A6L6030A1000A①	208/230/1/60	29,000	36	47	18	222	70	13	20	3/4	3/8
4A6L6036A1000A①	208/230/1/60	36,000	36	47	18	225	71	19	30	7/8	3/8
4A6L6042A1000A①	208/230/1/60	42,000	36	47	18	244	71	25	40	7/8	3/8
4A6L6048A1000A①	208/230/1/60	48,000	42	47	18	266	74	26	45	7/8	3/8
4A6L6060A1000A①	208/230/1/60	56,000	42	47	18	267	74	32	50	7/8	3/8

① For coastal applications where units are installed within one (1) mile of salt water, epoxy coated models are available for order. Model numbers with "COT" in the eleventh (11) through thirteenth (13) digits represent an epoxy coated coil. Example: 4A6L6036A1COTA. These models have an 8 week lead time after order.

\* Information subject to change. Please confirm with current Product Data/Service Facts for current factory production.

\*\* Rated in accordance with AHRI Standard 270-2008 (Min/Max when applicable).

# Split System Heat Pumps Single Phase – 1½-5 Tons

**Table SH-6-A — Features**

	Gold 17 (4A6H7)	Silver 16 (4A6H6)	Silver 16 (4A6L6)
• SEER up to.....	17.50	17.00	17.00
• HSPF up to.....	9.60	9.60	10.00
• <b>Duration™</b> compressor.....	✓	✓	✓
• Number of stages.....	2	1	1
• <b>Comfort-R™</b> mode approved.....	✓	✓	✓
• <b>DuraBase™</b> base, fast complete drain, weatherproof.....	✓	✓	—
• <b>Easy-Sess™</b> cabinet, service access & refrigerant connections with full coil protection.....	✓	✓	—
• <b>Spine Fin™</b> coil.....	✓	✓	—
• <b>Copper Tube Aluminum Fin</b> coil.....	—	—	✓
• Electronic Expansion Valve (EEV).....	✓	—	—
• Compressor sump heat - factory installed.....	✓	—	—
• Factory supplied charge .....	R-410A	R-410A	R-410A
• Glossy corrosion resistant finish.....	✓	✓	✓
• High pressure switch.....	✓	✓	✓
• Low pressure switch.....	✓	✓	✓
• Liquid line filter drier - factory supplied for field install.....	✓	✓	✓
• Seacoast shield - factory installed.....	✓	—	—
• Spinnaker gray cabinet.....	✓	✓	✓
• <b>12-year registered limited warranty on compressor, 10-year on outdoor coil &amp; all other functional parts (Residential Use)①</b> .....	✓	—	—
• <b>10-year registered limited warranty on compressor, outdoor coil &amp; all other functional parts (Residential Use)①</b> .....	—	✓	✓
• <b>Extended warranties available</b> .....	✓	✓	✓

**Table SH-6-B — Optional Accessories**


Model Number	Description	Shipping Weight			
AY28X084.....	Evaporator Defrost Control .....	1.....	✓	✓	✓
BAYCCHT301RES.....	Crankcase Heater Kit (Scroll).....	1.....	—	3½-5	3½-5
BAYCCHT302RES.....	Crankcase Heater Kit (Scroll).....	1.....	—	1½-3	1½-3
BAYECMT023.....	Extreme Conditions Mounting Kit (Base 2/3).....	2.....	—	1½-2	—
BAYECMT004.....	Extreme Conditions Mounting Kit (Base 4).....	2.....	✓	2½-5	—
BAYISLT101.....	Rubber Isolators.....	1.....	✓	✓	✓
BAYKSKT263.....	Start kit (Scroll) .....	1.....	2-3	✓	2½-5
BAYKSKT266.....	Start kit (Scroll) .....	1.....	4-5	—	—
BAYLEGS007.....	Snow Legs - 7" High (Black).....	1.....	✓	✓	✓
BAYLEGS004.....	Snow Legs - 4" High (Black) .....	1.....	✓	✓	✓
BAYLOAM107A.....	Low Ambient Kit.....	1.....	—	✓	✓
TAYASCT501A②③.....	Anti-Short Cycle Timer .....	2.....	✓	✓	—
BAYSDEN003.....	Small Scroll Compressor Enclosures.....	8.....	2-3	1½-3	1½-3
BAYSDEN004.....	Large Scroll Compressor Enclosures .....	8.....	4-5	3½-5	3½-5
BAYSEAC001.....	Seacoast Kit.....	1.....	✓	✓	—
BAYSDHG001A.....	Hail Guard Kit.....	5.....	—	—	1½-2
BAYSDHG003A.....	Hail Guard Kit.....	5.....	—	—	2½-3½
BAYSDHG004A.....	Hail Guard Kit.....	5.....	—	—	4-5
BAYWIND102.....	Wind Baffle.....	.....	—	—	1½-2
BAYWIND103.....	Wind Baffle.....	.....	—	—	2½-5
AAYSVPANL3343AA.....	Service Valve Panel Cover Kit .....	2.....	2-3	1½-2	—
AAYSVPANL0044AA.....	Service Valve Panel Cover Kit .....	2.....	4-5	2½-3	—
AAYSVPANL0046AA.....	Service Valve Panel Cover Kit .....	2.....	—	3½-5	—
PAI00309④.....	Heresite Spraypaint.....	1.....	✓	✓	✓
BRK05033⑤.....	Wall Mount Kit.....	.....	—	—	✓

**Comfort Controls — See Comfort Controls/Zone Sensors Section**

- ① Registered Limited Warranty terms are available when you register within 60 days of installation. You can register online at americanstandardair.com or by phone at 800-554-8005; otherwise American Standard Heating & Air Conditioning's Base Limited Warranty terms will apply. Base Limited Warranty information on specific products can be found on ASDealerNet.com.
- ② Do not use with programmable thermostats.
- ③ Activated on Power Off.
- ④ Used for additional seacoast corrosion protection. Refer to bulletin number UN-SVB11A-EN for application information.
- ⑤ Available from Trane Parts.

For complete equipment / combination selections, installation instructions and warranty information, please refer to Product Data/Ratings and/or Installers Guides and Limited Warranty Handbooks.


# Split System Heat Pumps Single Phase – 1½-5 Tons



**Silver 15  
(Single Stage)**

**Table SH-7-A — Silver 15 R-410A Split System Single Stage Heat Pump**

Model Number	Power Supply	Nom. Cap. Cooling (BTUH)	Uncrated Dimensions(in.)			Shipping Weight (lbs.)	Sound** Rating	MCA*	Max. Fuse*	Line Size (in)	
			H	W	D					OD Gas	OD Liq.
4A6H5018H1000A	208/230/1/60	18,600	29	29	26	161	73	12	20	3/4	3/8
4A6H5019H1000A	208/230/1/60	18,700	33	33	30	196	74	12	20	3/4	3/8
4A6H5024H1000A	208/230/1/60	24,600	33	33	30	208	71	14	25	3/4	3/8
4A6H5030H1000A	208/230/1/60	29,800	29	37	34	248	72	17	25	3/4	3/8
4A6H5036H1000A	208/230/1/60	36,000	45	37	34	246	70	18	30	7/8	3/8
4A6H5042H1000A	208/230/1/60	41,500	45	37	34	277	72	22	35	7/8	3/8
4A6H5048H1000A	208/230/1/60	48,000	45	37	34	300	72	24	40	7/8	3/8
4A6H5060H1000A	208/230/1/60	57,500	45	37	34	301	72	32	50	1 1/8	3/8



**Silver 14  
(Single Stage)**

**Table SH-7-B — Silver 14 R-410A Split System Single Stage Heat Pump**

Model Number	Power Supply	Nom. Cap. Cooling (BTUH)	Uncrated Dimensions(in.)			Shipping Weight (lbs.)	Sound** Rating	MCA*	Max. Fuse*	Line Size (in)	
			H	W	D					OD Gas	OD Liq.
4A6H4018G1000A	208/230/1/60	18,600	29	29	26	161	73	12	20	3/4	3/8
4A6H4024G1000A	208/230/1/60	24,400	29	33	30	191	71	14	25	3/4	3/8
4A6H4030G1000A	208/230/1/60	29,000	29	37	34	248	72	17	25	3/4	3/8
4A6H4036G1000A	208/230/1/60	34,000	29	37	34	248	76	19	30	7/8	3/8
4A6H4042G1000A	208/230/1/60	41,500	29	37	34	248	72	25	40	7/8	3/8
4A6H4048G1000A	208/230/1/60	48,500	33	37	34	300	72	25	45	7/8	3/8
4A6H4060G1000A	208/230/1/60	58,000	45	37	34	315	72	32	50	1 1/8	3/8

\* Information subject to change. Please confirm with current Product Data/Service Facts for current factory production.

\*\* Rated in accordance with AHRI Standard 270-2008.



# Split System Heat Pumps Single Phase – 1½-5 Tons

Table SH-8-A — Features	Silver 15 (4A6H5)	Silver 14 (4A6H4)
• SEER up to.....	15.75	14.50
• HSPF up to.....	9.50	8.50
• <b>Duration™</b> compressor.....	✓	✓
• <b>Comfort-R™</b> mode approved.....	✓	✓
• <b>DuraBase™</b> base, fast complete drain, weatherproof.....	✓	✓
• <b>Easy-Sess™</b> cabinet, service access & refrigerant connections with full coil protection.....	✓	✓
• <b>Spine Fin™</b> coil.....	✓	✓
• Factory supplied charge .....	R-410A	R-410A
• Glossy corrosion resistant finish.....	✓	✓
• High pressure switch.....	✓	✓
• Low pressure switch.....	—	✓
• Internal high / low pressure & temperature protection.....	✓	✓
• Liquid line filter drier - factory supplied for field install.....	✓	✓
• Spinnaker gray cabinet.....	✓	✓
• <b>10-year registered limited warranty on compressor, outdoor coil &amp; all other functional parts (Residential Use)①</b> .....	✓	✓
• <b>Extended warranties available</b> .....	✓	✓

Table SH-8-B — Optional Accessories

Model Number	Description	Shipping Weight		
AY28X084.....	Evaporator Defrost Control .....	1.....	✓	✓
BAYCCHT301RES .....	Crankcase Heater Kit (Scroll).....	1.....	5	3½-5
BAYCCHT302RES .....	Crankcase Heater Kit (Scroll).....	1.....	1½-3	1½-3
BAYECMT023 .....	Extreme Conditions Mounting Kit (Base 2/3).....	2.....	1½-2	1½-2
BAYECMT004 .....	Extreme Conditions Mounting Kit (Base 4).....	2.....	2½-5	2½-5
BAYISLT101 .....	Rubber Isolators.....	1.....	✓	✓
BAYKSKT263 .....	Start kit (Scroll) .....	1.....	✓	✓
BAYLEGS007 .....	Snow Legs - 7" High (Black) .....	1.....	✓	✓
BAYLEGS004 .....	Snow legs - 4" High (Black) .....	1.....	✓	✓
BAYLOAM107A .....	Low Ambient Kit .....	1.....	✓	✓
TAYASCT501A②③ .....	Anti-Short Cycle Timer .....	2.....	✓	✓
BAYSDEN003.....	Small Scroll Compressor Enclosures.....	8.....	1½-3	1½-3
BAYSDEN004.....	Large Scroll Compressor Enclosures .....	8.....	4-5	3½-5
BAYSEAC001 .....	Seacoast Kit .....	1.....	✓	✓
AAYSVPANL0022AA...Service Valve Panel Cover Kit .....		2.....	1½	1½
AAYSVPANL0032AA...Service Valve Panel Cover Kit .....		2.....	2½	2-3½
AAYSVPANL3343AA...Service Valve Panel Cover Kit .....		2.....	019,024	4
AAYSVPANL0044AA...Service Valve Panel Cover Kit .....		2.....	3	—
AAYSVPANL0046AA...Service Valve Panel Cover Kit .....		2.....	5	5
PAI00309④.....	Heresite Spraypaint.....	1.....	✓	✓


**Comfort Controls — See Comfort Controls/Zone Sensors Section**

- ① Registered Limited Warranty terms are available when you register within 60 days of installation. You can register online at americanstandardair.com or by phone at 800-554-8005; otherwise American Standard Heating & Air Conditioning's Base Limited Warranty terms will apply. Base Limited Warranty information on specific products can be found on ASDealerNet.com.
- ② Do not use with programmable thermostats.
- ③ Activated on Power Off.
- ④ Used for additional seacoast corrosion protection. Refer to bulletin number UN-SVB11A-EN for application information.

Split System Heat Pumps



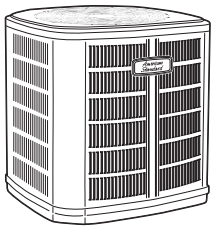
# Split System Heat Pumps Three Phase



**Gold 17  
(Two Stage)  
3-Phase**

**Table SH-9-A — Gold 17 3-Phase R-410A Split System Two Stage Heat Pump - Three Phase**

Model Number	Power Supply	Nom. Cap. Cooling (BTUH)	Uncrated Dimensions(in.)			Shipping Weight (lbs.)	Sound** Rating	MCA*	Max. Fuse*	Line Size (in)	
			H	W	D					OD Gas	OD Liq.
4A6C7036A3000A	208/230/3/60	36,000	45	37	34	307	72	15	25	3/4	3/8
4A6C7048A3000A	208/230/3/60	46,500	45	37	34	323	73	18	30	7/8	3/8
4A6C7060A3000A	208/230/3/60	58,500	45	37	34	326	74	22	35	1 1/8	3/8
4A6C7036A4000A	460/3/60	36,000	45	37	34	307	72	8	15	3/4	3/8
4A6C7048A4000A	460/3/60	46,500	45	37	34	323	73	9	15	7/8	3/8
4A6C7060A4000A	460/3/60	58,500	45	37	34	326	74	10	15	1 1/8	3/8



**Silver 14  
(Single Stage)  
3-Phase**

**Table SH-9-B — Silver 14 3-Phase R-410A Split System Single Stage Heat Pump - Three Phase**

Model Number	Power Supply	Nom. Cap. Cooling (BTUH)	Uncrated Dimensions(in.)			Shipping Weight (lbs.)	Sound** Rating	MCA*	Max. Fuse*	Line Size (in)	
			H	W	D					OD Gas	OD Liq.
4A6C4036A3000A	208/230/3/60	36,800	29	37	34	248	75	13	20	7/8	3/8
4A6C4042A3000A	208/230/3/60	41,500	29	37	34	248	74	18	20	7/8	3/8
4A6C4048A3000A	208/230/3/60	47,500	33	37	34	300	74	18	30	7/8	3/8
4A6C4060A3000A	208/230/3/60	55,500	45	37	34	301	74	21	35	1 1/8	3/8
4A6C4036A4000A	460/3/60	35,600	29	37	34	248	75	6	15	7/8	3/8
4A6C4042A4000A	460/3/60	42,000	29	37	34	248	74	8	15	7/8	3/8
4A6C4048A4000A	460/3/60	47,500	33	37	34	300	74	8	15	7/8	3/8
4A6C4060A4000A	460/3/60	55,000	45	37	34	301	74	9	15	1 1/8	3/8

\* Information subject to change. Please confirm with current Product Data/Service Facts for current factory production.

\*\* Rated in accordance with AHRI Standard 270-2008.

# Split System Heat Pumps Single Phase and Three Phase

**Table SH-10-A — Features**

	Gold 17 (4A6C7)	Silver 14 (4A6C4)
• SEER up to .....	17.5	15.5
• HSPF up to.....	9.60	9.50
• <b>Comfort-R™</b> mode approved.....	✓	✓
• <b>DuraBase™</b> base, fast complete drain, weatherproof .....	✓	✓
• <b>Easy-Sess™</b> cabinet, service access & refrigerant connections with full coil protection .....	✓	✓
• <b>Spine Fin™</b> coil.....	✓	✓
• Compressor sump heat - factory installed .....	✓	✓
• Refrigerant .....	R-410A	R-410A
• Glossy corrosion resistant finish .....	✓	✓
• High pressure switch.....	✓	✓
• Low pressure switch.....	✓	✓
• Liquid line filter drier - factory supplied for Field Install .....	✓	✓
• <b>5-year basic limited warranty on compressor, 1-year on outdoor coil &amp; all other functional parts (Commercial Use)</b> .....	✓	✓
• <b>5-year registered limited warranty on compressor, outdoor coil &amp; 5-year on all other functional parts (Residential Use)</b> ① .....	✓	✓
• <b>Extended warranties available</b> .....	✓	✓

**Table SH-10-B — Optional Accessories**

Model Number	Description	Shipping Weight		
AY28X084.....	Evaporator Defrost Control HP .....	1.....	✓	✓
BAYCCHT301RES.....	Crankcase Heater Kit (Scroll).....	1.....	4-5	3½-5
BAYCCHT302RES.....	Crankcase Heater Kit (Scroll).....	1.....	3	3
BAYECMT004 .....	Extreme Conditions Mounting Kit (Base 4) .....	2.....	3-5	3-5
BAYISLT101 .....	Rubber Isolators.....	1.....	✓	✓
BAYLEGS007.....	Snow Legs - 7" High (Black) .....	1.....	✓	✓
BAYLEGS004.....	Snow Legs - 4" High (Black) .....	1.....	✓	✓
BAYLOAM107A.....	Low Ambient Kit .....	1.....	—	✓
BAYSDEN003 .....	Small Scroll Compressor Enclosures.....	8.....	3	✓
BAYSDEN004 .....	Large Scroll Compressor Enclosures .....	8.....	4,5	3½-5
BAYSEAC001 .....	Seacoast Kit .....	1.....	✓	✓
TAYASCT501A②③.....	Anti-short cycle timer .....	2.....	✓	4
PAI00309④.....	Heresite Spraypaint.....	1.....	✓	—
AAYSVPANL0032AA.....	Service Valve Panel Cover Kit .....	2.....	—	3-3½
AAYSVPANL0044AA.....	Service Valve Panel Cover Kit .....	2.....	3-5	—
AAYSVPANL0046AA.....	Service Valve Panel Cover Kit .....	2.....	—	5
AAYSVPANL3343AA.....	Service Valve Panel Cover Kit .....	2.....	—	4

**Comfort Controls — See Comfort Controls/Zone Sensors Section**

① Registered Limited Warranty terms are available when you register within 60 days of installation. You can register online at americanstandardair.com or by phone at 800-554-8005; otherwise American Standard Heating & Air Conditioning's Base Limited Warranty terms will apply. Base Limited Warranty information on specific products can be found on ASDealerNet.com.

② Do not use with programmable thermostats.

③ Activated on Power Off.

④ Used for additional seacoast corrosion protection. Refer to bulletin number UN-SVB11A-EN for application information.

Split System Heat Pumps