

2018 INDUSTRIAL FAN CATALOG

airkinglimited.com

# TABLE OF CONTENTS

<i>Introduction</i>	<i>2</i>	<i>Industrial Grade Floor Fans</i>	<i>10</i>
<i>Industrial Grade Drum Fans</i>	<i>3</i>	<i>20" and 18" Industrial Grade Fans</i>	<i>11</i>
<i>1/3 HP Industrial Grade Air Circulators</i>	<i>4</i>	<i>Industrial Grade Multi Mount Fans</i>	<i>12</i>
<i>Industrial Grade Fan Components</i>	<i>5</i>	<i>Government Fans</i>	<i>13</i>
<i>1/4 HP Industrial Grade Air Circulators</i>	<i>6</i>	<i>Pivoting Blowers</i>	<i>14</i>
<i>Industrial Grade Quiet Pedestal Fans</i>	<i>7</i>	<i>Window Fans</i>	<i>14</i>
<i>Industrial Grade Quiet Wall Mount Fans</i>	<i>8</i>	<i>Index</i>	<i>15</i>
<i>Industrial Grade Quiet Floor Fans</i>	<i>9</i>		



## ***What is the Best Fan for What I Need?***

**Drum Fans:** Portable, large air volume movers, perfect for large spaces or drying wet surfaces

**Pedestal Fans:** Portable air circulation perfect for larger areas

**Wall Mount Fans:** Mounted fan perfect for areas where floor space is limited, able to mount closer to people/work stations

**Ceiling Mount Fans:** Mounted fan, perfect for areas where floor space is limited, generally mounted higher than wall mount fans and provide larger areas of air circulation

**I-Beam Mount Fans:** Mounted fan, perfect for areas where floor space is limited, generally mounted higher than wall mount fans and provide larger areas of air circulation

**Floor Fans:** Quick and easy portable air circulation solution, great for areas that need temporary cooling.

**Multi Mount Fans:** Mounted fan perfect for smaller spaces such as loading docks or smaller production lines

**Utility Blowers:** Ultra portable fans perfect for job sites

**Window Fans:** Seasonal fans great for home or small business usage

## ***VALUE, QUALITY, AND SERVICE***

As a leading supplier of Industrial and Commercial Grade Air Circulators, Air King is recognized throughout the industry for the superior quality and performance of its products. Our four North American manufacturing facilities ensure every Air King fan is precision-designed, engineered, and tested to meet the high standards our customers have come to expect. We strive every day to exceed our customers' expectations for Value, Service and Quality. Our product design team is constantly working to develop new products to meet the changing needs of today's market place while also keeping our existing products the leader's in the industry. In this way Air King ensures that our customers are always offered the right product at the right price.

## ***PRODUCTS THAT EXCEED YOUR EXPECTATIONS***

From Industrial to Commercial Grade fans, Wall Mounts to Pivoting Air Circulators, Air King offers a full line of fans to meet your needs for the workplace. Every Air King fan features a permanently lubricated motor to provide maintenance-free operation and are rigorously tested prior to shipping to provide high volume air movement with years of trouble-free operation. Every fan features a three-wire grounded plug and cord, and fan guards that meet with OSHA requirements. Air King warrants motors for three years, all other fan parts have a one year warranty.

## ***THE AIR KING DIFFERENCE***

Customer service is a title that everyone in our company shares. From our corporate staff to our nationwide network of manufacturer's representatives, we are dedicated to making sure your questions are addressed and answered quickly and accurately.



# INDUSTRIAL-GRADE DRUM FANS

## Common Usages

- Move large volume of air in large areas economically
- Move air over wet surfaces including poured concrete to facilitate drying
- Move air down warehouse aisles



## FEATURES

- 1/3 HP designed to run cooler than less powerful fans, extends motor life
- Split capacitor motor is permanently lubricated for little to no maintenance
- Blade, Guard, and Mounts are powder coated steel
- Multiple mounting options available

## Belt Drive vs Direct Drive

- Belt drive fans provide high air volume at lower sound levels and lower operational cost
- Direct drive fans provide higher air volume at a lower initial cost

*Belt Drive*  
9942D, 9936D



*Direct Drive*  
9236D



## SPECIFICATIONS

MODEL	DESCRIPTION	HP	BLADE SIZE	CONTROLS	POWER CORD	COMPLIANCE	PRODUCT DIMENSIONS	WEIGHT (LBS.)	CUBE (FEET)	LIST PRICE
9942D	42" Belt Driven Drum Fan	1/3	42"	Side Switch	Black, 10' SJT	ETL, OSHA	47"L x 19"W x 45"H	93.0	23.90	\$714.00
9936D	36" Belt Driven Drum Fan	1/3	36"	Side Switch	Black, 10' SJT	ETL, OSHA	40"L x 20"W x 40.5"H	75.0	18.75	\$663.00
9236D	36" Direct Drive Drum Fan	1/2	36"	Side Switch	Black, 10' SJT	ETL, OSHA	38"L x 16"W x 40.5"H	61.0	14.25	\$612.00

## PERFORMANCE

MODEL	TYPE	SPEEDS	VOLTS	PHASES	BEARINGS	CFM		RPM		AMPS		WATTS		DB A	
						HIGH	LOW	HIGH	LOW	HIGH	LOW	HIGH	LOW	HIGH	LOW
9942D	42" 1/3 HP	2	120	Single	Enclosed, Ball	13000	8600	490	320	6.50	3.80	460	235	68	58
9936D	36" 1/3 HP	2	120	Single	Enclosed, Ball	9200	6000	575	380	6.50	3.70	440	230	62	55
9236D	36" 1/2 HP	2	120	Single	Enclosed, Ball	10900	7850	1120	805	6.60	5.70	725	565	78	66

Specifications are subject to change.



# 1/3 HP INDUSTRIAL GRADE AIR CIRCULATORS

## Common Usages

- Cool employees on lines or in clustered workstations
- Cool machinery in production facilities
- Direct heat and fumes away from employees
- General air circulation of larger areas



## FEATURES

- 1/3 HP designed to run cooler than less powerful fans, extends motor life
- Split capacitor motor is permanently lubricated for little to no maintenance
- Blade, Guard, and Mounts are powder coated steel
- Multiple mounting options available

## Oscillation vs Non-Oscillation

- Oscillating fans distribute air over a larger area
- Non-Oscillating fans will be more effective cooling specific areas/people



**Wall Mount**  
9070, 9075, 9071, 9074

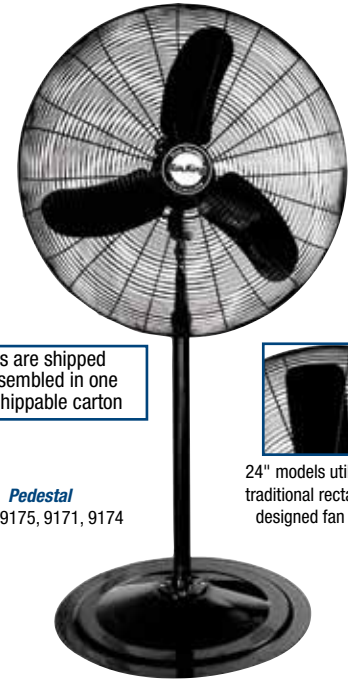


**Ceiling Mount**  
9370, 9375, 9371, 9374



**I-Beam Mount**  
9670, 9675, 9671, 9674

Secondary support cable included on Wall, Ceiling, and I-Beam Mount models.



**Pedestal**  
9170, 9175, 9171, 9174



24" models utilize our traditional rectangular designed fan blade

Fans are shipped unassembled in one UPS shippable carton

## SPECIFICATIONS

MODEL	DESCRIPTION	HP	BLADE SIZE	CONTROLS	POWER CORD	COMPLIANCE	HEIGHT ADJUSTMENT	PRODUCT DIMENSIONS	WEIGHT (LBS.)	CUBE (FEET)	LIST PRICE
9170	30" Pedestal Fan	1/3	30"	Pull Cord	Black, 10' SJT	ETL, OSHA	54.75" - 79"	33.5"L x 29"W x 79"H	80.0	6.03	\$498.00
9175	30" Oscillating Pedestal Fan						56" - 81"	33.5"L x 29"W x 81"H	82.6	6.03	\$520.00
9171	24" Pedestal Fan	1/3	24"	Pull Cord	Black, 10' SJT	ETL, OSHA	53" - 76.5"	27"L x 29"W x 76.5"H	73.5	8.26	\$477.00
9174	24" Oscillating Pedestal Fan						55" - 78.5"	27"L x 29"W x 78.5"H	76.1	8.26	\$498.00
9070	30" Wall Mounted Fan	1/3	30"	Pull Cord	Black, 10' SJT	ETL, OSHA	-	33.75"L x 25.75"W x 38.75"H	44.9	6.03	\$416.00
9075	30" Oscillating Wall Mount Fan						-	33.75"L x 25.75"W x 38.75"H	46.6	6.03	\$436.00
9071	24" Wall Mounted Fan	1/3	24"	Pull Cord	Black, 10' SJT	ETL, OSHA	-	26.75"L x 25"W x 34.5"H	38.4	8.26	\$395.00
9074	24" Oscillating Wall Mount Fan						-	26.75"L x 25"W x 34.5"H	40.1	8.26	\$416.00
9370	30" Ceiling Mounted Fan	1/3	30"	Pull Cord	Black, 10' SJT	ETL, OSHA	-	33.5"L x 29"W x 36.75"H	42.9	6.03	\$461.00
9375	30" Oscillating Ceiling Mount Fan						-	33.5"L x 29"W x 36.75"H	44.9	6.03	\$485.00
9371	24" Ceiling Mounted Fan	1/3	24"	Pull Cord	Black, 10' SJT	ETL, OSHA	-	27"L x 29"W x 33.63"H	36.7	8.26	\$438.00
9374	24" Oscillating Ceiling Mount Fan						-	27"L x 29"W x 33.63"H	38.4	8.26	\$461.00
9670	30" I-Beam Mounted Fan	1/3	30"	Pull Cord	Black, 10' SJT	ETL, OSHA	-	42"L x 33"W x 44"H	77.3	6.03	\$571.00
9675	30" Oscillating I-Beam Mount Fan						-	42"L x 33"W x 44"H	81.7	6.03	\$587.00
9671	24" I-Beam Mounted Fan	1/3	24"	Pull Cord	Black, 10' SJT	ETL, OSHA	-	41"L x 27"W x 41"H	70.8	8.26	\$542.00
9674	24" Oscillating I-Beam Mount Fan						-	41"L x 27"W x 41"H	75.2	8.26	\$571.00

## PERFORMANCE

TYPE	SPEEDS	VOLTS	PHASES	BEARINGS	CFM			RPM			AMPS			WATTS			DB A		
					HIGH	MED	LOW	HIGH	MED	LOW	HIGH	MED	LOW	HIGH	MED	LOW	HIGH	MED	LOW
30" 1/3 HP <sup>1</sup>	3	120	Single	Enclosed, Ball	8780	7480	5570	1075	925	800	2.80	2.00	1.65	308	205	170	72	70	64
24" 1/3 HP <sup>2</sup>	3	120	Single	Enclosed, Ball	5770	5250	4270	1054	869	673	2.50	1.96	1.40	332	226	152	69	67	59

<sup>1</sup> Includes models 9170, 9175, 9070, 9075, 9370, 9375, 9670, 9675 • <sup>2</sup> Includes models 9171, 9174, 9071, 9074, 9371, 9374, 9671, 9674  
Tested in accordance with AMCA standard 230-99. • Specifications are subject to change.



# INDUSTRIAL GRADE FAN COMPONENTS



## Common Usages

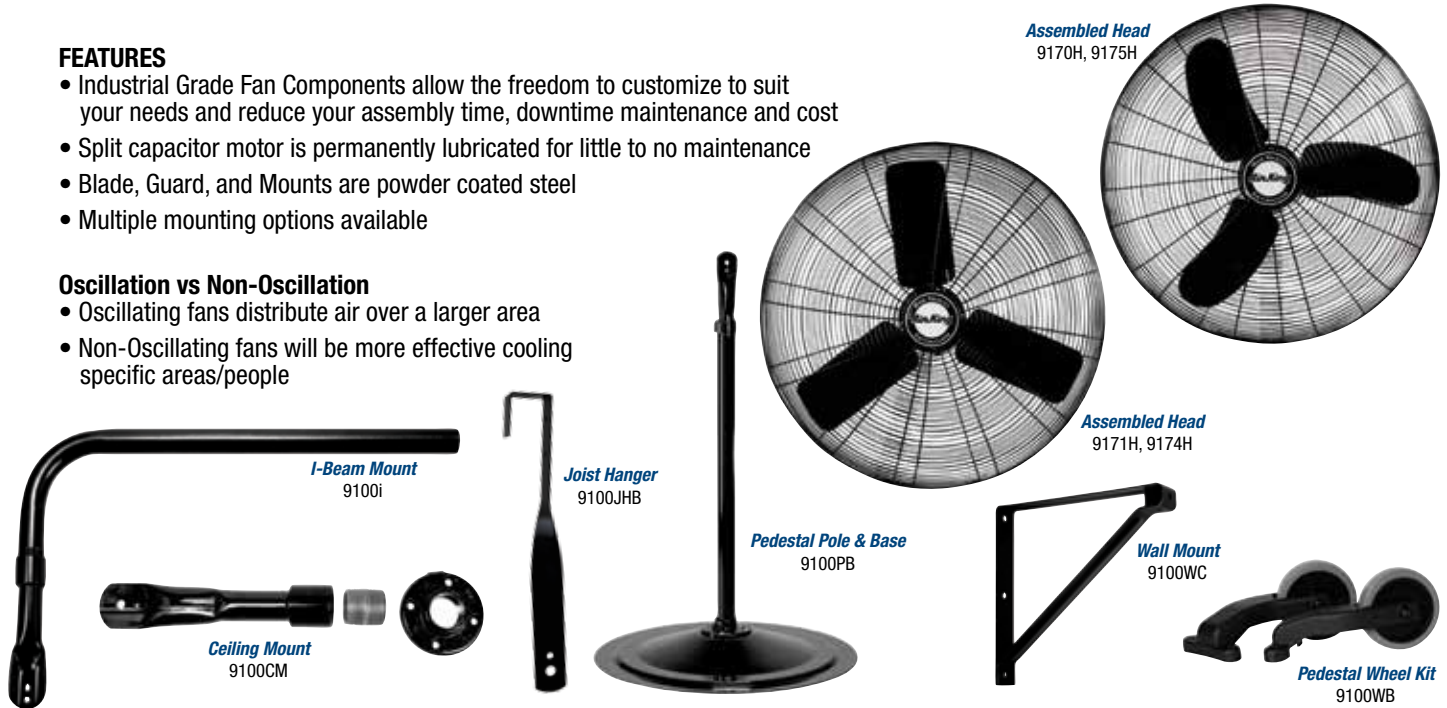
- Cool employees on lines or in clustered workstations
- Cool machinery in production facilities
- Direct heat and fumes away from employees
- General air circulation of larger areas

## FEATURES

- Industrial Grade Fan Components allow the freedom to customize to suit your needs and reduce your assembly time, downtime maintenance and cost
- Split capacitor motor is permanently lubricated for little to no maintenance
- Blade, Guard, and Mounts are powder coated steel
- Multiple mounting options available

## Oscillation vs Non-Oscillation

- Oscillating fans distribute air over a larger area
- Non-Oscillating fans will be more effective cooling specific areas/people



Assembled Head  
9170H, 9175H

Assembled Head  
9171H, 9174H

Pedestal Pole & Base  
9100PB

Wall Mount  
9100WC

Pedestal Wheel Kit  
9100WB

I-Beam Mount  
9100i

Joist Hanger  
9100JHB

Ceiling Mount  
9100CM

SPECIFICATIONS										
MODEL	DESCRIPTION	HP	BLADE SIZE	CONTROLS	POWER CORD	COMPLIANCE	PRODUCT DIMENSIONS	WEIGHT (LBS.)	CUBE (FEET)	LIST PRICE
9170H	30" Assembled Head	1/3	30"	Pull Cord	Black, 10' SJT	ETL, OSHA	33.5"L x 17.5"W x 33.5"H	53.7	10.56	\$414.00
9175H	30" Assembled Oscillating Head						33.5"L x 17.5"W x 33.5"H	56.3	10.56	\$438.00
9171H	24" Assembled Head	1/3	24"	Pull Cord	Black, 10' SJT	ETL, OSHA	27"L x 17.5"W x 27"H	46.8	6.96	\$391.00
9174H	24" Assembled Oscillating Head						27"L x 17.5"W x 27"H	47.2	6.96	\$414.00
9130H	30" Assembled Head	1/4	30"	Pull Cord	Black, 10' SJT	ETL, OSHA	33.5"L x 16.5"W x 33.5"H	53.7	10.56	\$365.00
9135H	30" Assembled Oscillating Head						33.5"L x 16.5"W x 33.5"H	56.3	10.56	\$393.00
9124H	24" Assembled Head	1/4	24"	Pull Cord	Black, 10' SJT	ETL, OSHA	27"L x 16.5"W x 27"H	46.8	6.96	\$344.00
9125H	24" Assembled Oscillating Head						27"L x 16.5"W x 27"H	47.2	6.96	\$365.00
9100PB	Pedestal Pole & Base	-	-	-	-	-	30"L x 30"W x 42.5"H	31.4	1.04	\$156.00
9100WC	Wall Mounting Bracket	-	-	-	-	-	13"L x 2"W x 12.5"H	5.3	.19	\$45.00
9100CM	Ceiling Mounting Bracket	-	-	-	-	-	4.5"L x 4.5"W x 15"H	3.6	.28	\$84.00
9100i	I-Beam Mounting Bracket	-	-	-	-	-	32.5"L x 2"W x 21"H	9.8	.78	\$210.00
9100JHB	Joist Hanger Bracket	-	-	-	-	-	2"L x 1.75"W x 15.75" H	1.3	.17	\$42.00
9100WB	Pedestal Wheel Kit (4" diameter)	-	-	-	-	-	4"L x 4"W x 9"H	2.2	.36	\$45.00

## PERFORMANCE

TYPE	SPEEDS	VOLTS	PHASES	BEARINGS	CFM			RPM			AMPS			WATTS			DB A		
					HIGH	MED	LOW	HIGH	MED	LOW	HIGH	MED	LOW	HIGH	MED	LOW	HIGH	MED	LOW
30" 1/3 HP <sup>1</sup>	3	120	Single	Enclosed, Ball	8780	7480	5570	1075	925	800	2.80	2.00	1.65	308	205	170	72	70	64
24" 1/3 HP <sup>2</sup>	3	120	Single	Enclosed, Ball	5770	5250	4270	1054	869	673	2.50	1.96	1.40	332	226	152	69	67	59
30" 1/4 HP <sup>3</sup>	3	120	Single	Enclosed, Ball	7400	6360	4980	1040	902	860	2.40	1.86	1.46	255	200	154	75	71	67
24" 1/4 HP <sup>4</sup>	3	120	Single	Enclosed, Ball	5130	4490	3670	1060	925	745	2.39	1.86	1.52	252	199	157	72	69	64

<sup>1</sup> Includes models 9170H, 9175H • <sup>2</sup> Includes models 9171H, 9174H • <sup>3</sup> Includes models 9130H, 9135H • <sup>4</sup> Includes models 9124H, 9125H  
Tested in accordance with AMCA standard 230-99. • Specifications are subject to change.



# 1/4 HP INDUSTRIAL GRADE AIR CIRCULATORS

## Common Usages

- Cool employees on lines or in clustered workstation
- Cool machinery in production facilities and direct heat and fumes away from employees
- General air circulation of areas such as gyms, plants...



## FEATURES

- 1/4 HP motor has lower operational cost than higher HP motors
- Split capacitor motor is permanently lubricated for little to no maintenance
- Blade, Guard, and Mounts are powder coated steel
- Multiple mounting options available

## Oscillation vs Non-Oscillation

- Oscillating fans broadcast air over a larger area
- Non-Oscillating fans will be more effective cooling specific areas/people



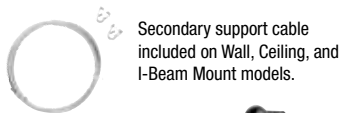
**Wall Mount**  
9030, 9035, 9024, 9025




**Ceiling Mount**  
9330, 9335, 9724, 9325



**I-Beam Mount**  
9430, 9635, 9424, 9625



Secondary support cable included on Wall, Ceiling, and I-Beam Mount models.



Fans are shipped unassembled in one UPS shippable carton

**Pedestal**  
9130, 9135, 9124, 9125

## SPECIFICATIONS

MODEL	DESCRIPTION	HP	BLADE SIZE	CONTROLS	POWER CORD	COMPLIANCE	HEIGHT ADJUSTMENT	PRODUCT DIMENSIONS	WEIGHT (LBS.)	CUBE (FEET)	LIST PRICE
9130	30" Pedestal Fan	1/4	30"	Pull Cord	Black, 10' SJT	ETL, OSHA	54.75" - 79"	33.5"L x 29"W x 79"H	80.0	6.03	\$477.00
9135	30" Oscillating Pedestal Fan						56" - 81"	33.5"L x 29"W x 81"H	82.6	6.03	\$498.00
9124	24" Pedestal Fan	1/4	24"	Pull Cord	Black, 10' SJT	ETL, OSHA	53" - 76.5"	27"L x 29"W x 76.5"H	73.5	8.26	\$448.00
9125	24" Oscillating Pedestal Fan						55" - 78.5"	27"L x 29"W x 78.5"H	76.1	8.26	\$477.00
9030	30" Wall Mounted Fan	1/4	30"	Pull Cord	Black, 10' SJT	ETL, OSHA	-	33.75"L x 25.75"W x 38.75"H	44.9	6.03	\$389.00
9035	30" Oscillating Wall Mount Fan						-	33.75"L x 25.75"W x 38.75"H	46.6	6.03	\$416.00
9024	24" Wall Mounted Fan	1/4	24"	Pull Cord	Black, 10' SJT	ETL, OSHA	-	26.75"L x 25"W x 34.5"H	38.4	8.26	\$365.00
9025	24" Oscillating Wall Mount Fan						-	26.75"L x 25"W x 34.5"H	40.1	8.26	\$393.00
9330	30" Ceiling Mounted Fan	1/4	30"	Pull Cord	Black, 10' SJT	ETL, OSHA	-	33.5"L x 29"W x 36.75"H	42.9	6.03	\$438.00
9335	30" Oscillating Ceiling Mount Fan						-	33.5"L x 29"W x 36.75"H	44.9	6.03	\$459.00
9724	24" Ceiling Mounted Fan	1/4	24"	Pull Cord	Black, 10' SJT	ETL, OSHA	-	27"L x 29"W x 33.63"H	36.7	8.26	\$416.00
9325	24" Oscillating Ceiling Mount Fan						-	27"L x 29"W x 33.63"H	38.4	8.26	\$444.00
9430	30" I-Beam Mounted Fan	1/4	30"	Pull Cord	Black, 10' SJT	ETL, OSHA	-	42"L x 33"W x 44"H	77.3	6.03	\$542.00
9635	30" Oscillating I-Beam Mount Fan						-	42"L x 33"W x 44"H	81.7	6.03	\$571.00
9424	24" I-Beam Mounted Fan	1/4	24"	Pull Cord	Black, 10' SJT	ETL, OSHA	-	41"L x 27"W x 41"H	70.8	8.26	\$520.00
9625	24" Oscillating I-Beam Mount Fan						-	41"L x 27"W x 41"H	75.2	8.26	\$542.00

## PERFORMANCE

TYPE	SPEEDS	VOLTS	PHASES	BEARINGS	CFM			RPM			AMPS			WATTS			DB A		
					HIGH	MED	LOW	HIGH	MED	LOW	HIGH	MED	LOW	HIGH	MED	LOW	HIGH	MED	LOW
30" 1/4 HP <sup>1</sup>	3	120	Single	Enclosed, Ball	7400	6360	4980	1040	902	860	2.40	1.86	1.46	255	200	154	75	71	67
24" 1/4 HP <sup>2</sup>	3	120	Single	Enclosed, Ball	5130	4490	3670	1060	925	745	2.39	1.86	1.52	252	199	157	72	69	64

<sup>1</sup> Includes models 9130, 9135, 9030, 9035, 9330, 9335, 9430, 9635 • <sup>2</sup> Includes models 9124, 9125, 9024, 9025, 9724, 9325, 9424, 9625  
Tested in accordance with AMCA standard 230-99. • Specifications are subject to change.



# INDUSTRIAL GRADE QUIET PEDESTAL FANS

## Common Usages

Areas in need of quiet air circulation  
 churches  
 banquet halls  
 auditoriums...



## FEATURES

- Quiet speed allows the fan to operate at a reduced sound level, while still delivering powerful air circulation
- Split capacitor motor is permanently lubricated for little to no maintenance
- Blade, Guard, and Mounts are powder coated steel
- Specially designed base reduces noise transfer
- 90° oscillation broadcasts air over a larger area



24" Quiet Pedestal Fan  
99533



30" Quiet Pedestal Fan  
99532



## SPECIFICATIONS

MODEL	DESCRIPTION	HP	BLADE SIZE	CONTROLS	POWER CORD	COMPLIANCE	HEIGHT ADJUSTMENT	PRODUCT DIMENSIONS	WEIGHT (LBS.)	CUBE (FEET)	LIST PRICE
99532	30" Quiet, Oscillating Pedestal Fan	1/4	30"	Pull Cord	Black, 10' SJT	ETL, OSHA	55" - 80.75"	33.5"L x 29.5"W x 80.75"H	70.0	6.03	\$561.00
99533	24" Quiet, Oscillating Pedestal Fan	1/4	24"				52" - 77.75"	29.5"L x 29.5"W x 77.75"H	66.4	8.26	\$550.00

## PERFORMANCE

TYPE	SPEEDS	VOLTS	PHASES	BEARINGS	CFM			RPM			AMPS			WATTS			DB A		
					HIGH	MED	QUIET	HIGH	MED	QUIET	HIGH	MED	QUIET	HIGH	MED	QUIET	HIGH	MED	QUIET
30" 1/4 HP	3	120	Single	Enclosed, Ball	7450	6090	3450	1010	860	530	2.20	1.60	0.60	245	185	70	68	64	50
24" 1/4 HP	3	120	Single	Enclosed, Ball	5030	4320	2280	1025	880	480	2.00	1.60	0.60	250	190	70	69	65	48

\* Decibels (DBA) on quiet speed is at least 10 decibels less than traditional fans. An increase of 10 decibels is perceived to be approximately twice as loud. Tested in accordance with AMCA standard 230-99. • Specifications are subject to change.



# INDUSTRIAL GRADE QUIET WALL MOUNTED FANS


## Common Usages

Areas in need of quiet air circulation with limited floor space  
churches, banquet halls, locker rooms, schools, auditoriums...




## FEATURES

- Quiet speed allows the fan to operate at a reduced sound level, while still delivering powerful air circulation
- Split capacitor motor is permanently lubricated for little to no maintenance
- Blade, Guard, and Mounts are powder coated steel
- Specially designed wall mount reduces noise transfer
- 90° oscillation broadcasts air over a larger area



30" Quiet Wall Mount Fan  
99538



24" Quiet Wall Mount Fan  
99539



## SPECIFICATIONS

MODEL	DESCRIPTION	HP	BLADE SIZE	CONTROLS	POWER CORD	COMPLIANCE	PRODUCT DIMENSIONS	WEIGHT (LBS.)	CUBE (FEET)	LIST PRICE
99538	30" Quiet, Oscillating Wall Mount Fan	1/4	30"	Pull Cord	Black, 10' SJT	ETL, OSHA	33.5"L x 24"W x 33.5"H	53.5	6.03	\$454.00
99539	24" Quiet, Oscillating Wall Mount Fan	1/4	24"				27"L x 24"W x 27"H	49.5	8.26	\$444.00

## PERFORMANCE

TYPE	SPEEDS	VOLTS	PHASES	BEARINGS	CFM			RPM			AMPS			WATTS			DB A		
					HIGH	MED	QUIET	HIGH	MED	QUIET	HIGH	MED	QUIET	HIGH	MED	QUIET	HIGH	MED	QUIET
30" 1/4 HP	3	120	Single	Enclosed, Ball	7450	6090	3450	1010	860	530	2.20	1.60	0.60	245	185	70	68	64	50
24" 1/4 HP	3	120	Single	Enclosed, Ball	5030	4320	2280	1025	880	480	2.00	1.60	0.60	250	190	70	69	65	48

\* Decibels (DBA) on quiet speed is at least 10 decibels less than traditional fans. An increase of 10 decibels is perceived to be approximately twice as loud. Tested in accordance with AMCA standard 230-99. • Specifications are subject to change.





# INDUSTRIAL-GRADE QUIET FLOOR FANS


## Common Usages

Areas in need of portable quiet air circulation  
churches, banquet halls  
meeting rooms, auditoriums...




## FEATURES

- Quiet speed allows the fan to operate at a reduced sound level, while still delivering powerful air circulation
- Split capacitor motor is permanently lubricated for little to no maintenance
- Blade, Guard, and Mounts are powder coated steel
- Multiple mounting options available
- 90° oscillation broadcasts air over a larger area



30" Quiet Floor Fan  
99228



24" Quiet Floor Fan  
99222



## SPECIFICATIONS

MODEL	DESCRIPTION	HP	BLADE SIZE	CONTROLS	POWER CORD	COMPLIANCE	PRODUCT DIMENSIONS	WEIGHT (LBS.)	CUBE (FEET)	LIST PRICE
99228	30" Quiet, Floor Fan	1/4	30"	Rotary	Black, 8' SO	ETL, OSHA	33.75"L x 12.25"W x 35.5"H	48.3	8.63	\$438.00
99222	24" Quiet, Floor Fan	1/4	24"				27"L x 12"W x 28.75"H	39.9	5.69	\$418.00

## PERFORMANCE

TYPE	SPEEDS	VOLTS	PHASES	BEARINGS	CFM			RPM			AMPS			WATTS			DB A		
					HIGH	MED	QUIET	HIGH	MED	QUIET	HIGH	MED	QUIET	HIGH	MED	QUIET	HIGH	MED	QUIET
30" 1/4 HP	3	120	Single	Enclosed, Ball	7450	6090	3450	1010	860	530	1.80	1.40	1.00	200	165	100	68	64	50
24" 1/4 HP	3	120	Single	Enclosed, Ball	5030	4320	2280	1025	880	480	1.80	1.50	1.00	210	175	105	69	65	48

\* Decibels (DBA) on quiet speed is at least 10 decibels less than traditional fans. An increase of 10 decibels is perceived to be approximately twice as loud. Tested in accordance with AMCA standard 230-99. • Specifications are subject to change.



# INDUSTRIAL GRADE FLOOR FANS

## Common Usages

Areas in need of portable air circulation such as restaurants, workstations, garages...

12" - 14" for individual workstation



18" and above for multiple workstations




## FEATURES

- Split capacitor motor is permanently lubricated for little to no maintenance
- Blade, Guard, and Mounts are powder coated steel
- Pivoting action allows fan to be easily directed to needed area
- Roll-About stand elevates fan to desired height (26" and 28" heights)
- Multiple sizes available

Roll-About Stand w/Fan  
9219



Pivoting Floor Fan  
9220, 9218, 9214, 9212



Pivoting Floor Fan  
9230, 9224



## SPECIFICATIONS

MODEL	DESCRIPTION	HP	BLADE SIZE	CONTROLS	POWER CORD	COMPLIANCE	PRODUCT DIMENSIONS	WEIGHT (LBS.)	CUBE (FEET)	LIST PRICE
9230	30" Pivoting Floor Fan	1/4	30"	Rotary	Black, 10' SO	ETL, OSHA	33.75"L x 12.25"W x 35.5"H	48.3	8.63	\$367.00
9224	24" Pivoting Floor Fan	1/4	24"	Rotary	Black, 10' SO	ETL, OSHA	27"L x 12"W x 28.75"H	41.8	5.69	\$344.00
9220	20" Pivoting Floor Fan	1/6	20"	Rotary	Black, 8' S	ETL, OSHA	25.75"L x 12.5"W x 25"H	24.0	4.46	\$189.00
9219	18" Roll-About Stand w/Fan	1/6	18"	Rotary	Black, 8' S	ETL, OSHA	24"L x 25"W x 48"H	27.9	4.44	\$238.00
9218	18" Pivoting Floor Fan	1/6	18"	Rotary	Black, 8' S	ETL, OSHA	22"L x 9.69"W x 22"H	21.4	3.17	\$178.00
9214	14" Pivoting Floor Fan	1/20	14"	Rotary	Black, 8' S	ETL, OSHA	18.69"L x 9"W x 18"H	13.6	1.98	\$148.00
9212	12" Pivoting Floor Fan	1/25	12"	Rotary	Black, 8' S	ETL, OSHA	15.5"L x 8.5"W x 16.5"H	12.1	1.43	\$127.00

## PERFORMANCE

MODEL	SPEEDS	VOLTS	PHASES	BEARINGS	CFM			RPM			AMPS			WATTS			DB A		
					HIGH	MED	LOW	HIGH	MED	LOW	HIGH	MED	LOW	HIGH	MED	LOW	HIGH	MED	LOW
9230	3	120	Single	Enclosed, Ball	7400	6360	4980	1110	975	822	2.04	1.81	1.60	234	206	176	75	71	67
9224	3	120	Single	Enclosed, Ball	5130	4490	3670	1500	1250	1000	2.03	1.81	1.63	229	200	176	72	69	64
9220	3	120	Single	Enclosed, Ball	3670	3330	2940	1500	1310	1050	1.60	1.30	1.10	184	155	130	62	55	48
9219	3	120	Single	Enclosed, Ball	3190	2970	2660	1500	1300	1100	1.52	1.30	1.00	180	150	125	67	58	49
9318	3	120	Single	Enclosed, Ball	3190	2970	2660	1500	1300	1100	1.52	1.30	1.00	180	150	125	67	58	49
9314	3	120	Single	Enclosed, Ball	1650	1470	1180	1498	1296	934	0.58	0.50	0.44	63	56	48	58	55	48
9312	3	120	Single	Open, Sleeve	1360	1170	1010	1545	1205	900	0.77	0.63	0.53	85	76	64	56	49	42

Tested in accordance with AMCA standard 230-99. • Specifications are subject to change.



# 20" and 18" INDUSTRIAL GRADE FANS

## Common Usages

Smaller industrial or commercial areas such as garages, fitness centers, offices, schools  
Industrial settings to cool multiple workstations



## FEATURES

- Split capacitor motor is permanently lubricated for little to no maintenance
- Blade, Guard, and Mounts are powder coated steel
- Multiple mounting options available
- Pivoting action allows fan to be easily directed to needed area



Pedestal  
9420




Pedestal  
9418



Secondary support cable included on Wall, Ceiling, and I-Beam Mount models.



Wall Mount  
9020



Wall Mount  
9518



Ceiling Mount  
9320



Ceiling Mount  
9718



I-Beam Mount  
9520



I-Beam Mount  
9618



## SPECIFICATIONS

MODEL	DESCRIPTION	HP	BLADE SIZE	CONTROLS	POWER CORD	COMPLIANCE	HEIGHT ADJUSTMENT	PRODUCT DIMENSIONS	WEIGHT (LBS.)	CUBE (FEET)	LIST PRICE
9420	20" Pedestal Fan	1/6	20"	Rotary	Black, 9' S	ETL, OSHA	54" - 64"	26.5"L x 23.25"W x 64"H	34.3	3.76	\$277.00
9020	20" Wall Mount Fan	1/6	20"	Pull Cord	Black, 9' S	ETL, OSHA	-	26.5"L x 16.5"W x 29.5"H	26.0	3.47	\$226.00
9320	20" Ceiling Mount Fan	1/6	20"	Pull Cord	Black, 9' S	ETL, OSHA	-	26.5"L x 10.5"W x 29.5"H	23.7	3.47	\$279.00
9520	20" I-Beam Mount Fan	1/6	20"	Pull Cord	Black, 9' S	ETL, OSHA	-	36"L x 22"W x 42"H	47.6	3.47	\$369.00
9418	18" Pedestal Fan	1/6	18"	Rotary	Black, 9' S	ETL, OSHA	52" - 62"	24"L x 24"W x 62"H	31.4	3.25	\$265.00
9518	18" Wall Mount Fan	1/6	18"	Pull Cord	Black, 9' S	ETL, OSHA	-	24"L x 16.5"W x 28"H	24.8	2.80	\$210.00
9718	18" Ceiling Mount Fan	1/6	18"	Pull Cord	Black, 9' S	ETL, OSHA	-	24"L x 10.5"W x 28"H	23.1	2.80	\$265.00
9618	18" I-Beam Mount Fan	1/6	18"	Pull Cord	Black, 9' S	ETL, OSHA	-	24"L x 37.5"W x 38.5"H	36.9	4.90	\$357.00

## PERFORMANCE

TYPE	SPEEDS	VOLTS	PHASES	BEARINGS	CFM			RPM			AMPS			WATTS			DB A		
					HIGH	MED	LOW	HIGH	MED	LOW	HIGH	MED	LOW	HIGH	MED	LOW	HIGH	MED	LOW
20" 1/6 HP <sup>1</sup>	3	120	Single	Enclosed, Ball	3670	3330	2940	1500	1310	1050	1.60	1.30	1.10	184	155	130	62	55	48
18" 1/6 HP <sup>2</sup>	3	120	Single	Enclosed, Ball	3190	2970	2660	1500	1300	1100	1.52	1.30	1.00	180	150	125	67	58	49

<sup>1</sup> Includes models 9420, 9020, 9320, 9520 • <sup>2</sup> Includes models 9418, 9518, 9718, 9618  
Tested in accordance with AMCA standard 230-99. • Specifications are subject to change.



# INDUSTRIAL-GRADE MULTI MOUNT FANS

## Common Usages

Smaller industrial or commercial areas such as loading docks, fitness centers, restaurants


Cool employees at workstation(s)

12" - 14" for individual, 18" for multiple workstations



## FEATURES

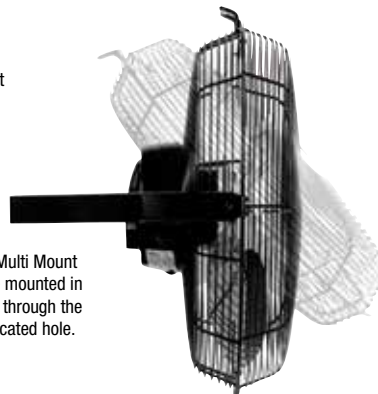
- Split capacitor motor is permanently lubricated for little to no maintenance
- Blade, Guard, and Mounts are powder coated steel
- Pivoting action allows fan to be easily directed to needed area
- Can be mounted to walls, ceilings, I-beams and more
- Multiple sizes available



Multi Mount  
9312, 9314, 9318



Secondary support cable included



Fan head pivots within Multi Mount Bracket. Bracket can be mounted in virtually any application through the predrilled 3/4" center located hole.



## SPECIFICATIONS

MODEL	DESCRIPTION	HP	BLADE SIZE	CONTROLS	POWER CORD	COMPLIANCE	PRODUCT DIMENSIONS	WEIGHT (LBS.)	CUBE (FEET)	LIST PRICE
9318	18" Multi Mount Fan	1/6	18"	Pull Cord	Black, 9' S	ETL, OSHA	21.5"L x 16"W x 21"H	21.4	2.85	\$181.00
9314	14" Multi Mount Fan	1/20	14"	Pull Cord	Black, 9' S	ETL, OSHA	18"L x 8.88"W x 18.25"H	14.3	1.85	\$155.00
9312	12" Multi Mount Fan	1/25	12"	Pull Cord	Black, 9' S	ETL, OSHA	15"L x 12"W x 15"H	11.5	1.39	\$138.00

## PERFORMANCE

MODEL	SPEEDS	VOLTS	PHASES	BEARINGS	CFM			RPM			AMPS			WATTS			DB A		
					HIGH	MED	LOW	HIGH	MED	LOW	HIGH	MED	LOW	HIGH	MED	LOW	HIGH	MED	LOW
9318	3	120	Single	Enclosed, Ball	3190	2970	2660	1500	1300	1100	1.52	1.30	1.00	180	150	125	67	58	49
9314	3	120	Single	Enclosed, Ball	1650	1470	1180	1498	1296	934	0.58	0.50	0.44	63	56	48	58	55	48
9312	3	120	Single	Open, Sleeve	1360	1170	1010	1545	1205	900	0.77	0.63	0.53	85	76	64	56	49	42

Tested in accordance with AMCA standard 230-99. • Specifications are subject to change.



# GOVERNMENT FANS

## Common Usages

Government buildings


Military bases

When GSA equipment is required



### FEATURES

- Split capacitor motor is permanently lubricated for little to no maintenance
- Blade, Guard, and Mounts are powder coated steel
- Guards completely enclose the face, perimeter, and reverse side and permit access to blade assembly without special tools.
- Class A or B installation, NEMA Standard number MG-1
- Conforms to the requirements of Underwriters Laboratories Inc. (UL) Standard No. UL 507
- Grounded, 3 wire North American S or SJT type cordsets
- Multiple fan styles available




#### Pedestal Fans

9130G, 9135G, 9125G

Base is suitable for floor use and will not move when fan is operated at high speed

Floor Fan  
9214GT



SPECIFICATIONS											
MODEL	DESCRIPTION	HP	BLADE SIZE	CONTROLS	POWER CORD	COMPLIANCE	HEIGHT ADJUSTMENT	PRODUCT DIMENSIONS	WEIGHT (LBS.)	CUBE (FEET)	LIST PRICE
9130G	30" Pedestal Fan	1/4	30"	Pull Cord	Black, 10' SJT	ETL, OSHA, UL507	54.75" - 79"	33.5"L x 29"W x 79"H	80.00	6.03	\$475.00
9135G	30" Oscillating Pedestal Fan	1/4	30"	Pull Cord	Black, 10' SJT	ETL, OSHA, UL507	56" - 81"	33.5"L x 29"W x 81"H	82.6	6.03	\$510.00
9125G	24" Oscillating Pedestal Fan	1/4	24"	Pull Cord	Black, 10' SJT	ETL, OSHA, UL507	53" - 76.5"	27"L x 78.5"W x "H	76.1	8.26	\$489.00
9214GT	14" Floor Fan	1/20	14"	Rotary	Black, 9' S	ETL, OSHA, UL507	-	18.7"L x 9"W x 18"H	13.6	1.98	\$157.00

PERFORMANCE																			
MODEL	SPEEDS	VOLTS	PHASES	BEARINGS	CFM			RPM			AMPS			WATTS			DB A		
					HIGH	MED	LOW	HIGH	MED	LOW	HIGH	MED	LOW	HIGH	MED	LOW	HIGH	MED	LOW
9130G	3	120	Single	Enclosed, Ball	7400	6360	4980	1110	975	822	2.04	1.81	1.60	234	206	176	75	71	67
9135G	3	120	Single	Enclosed, Ball	7400	6360	4980	1110	975	822	2.04	1.81	1.60	234	206	176	75	71	67
9125G	3	120	Single	Enclosed, Ball	5130	4490	3670	1500	1250	1000	2.03	1.81	1.63	229	200	176	72	69	64
9214GT	3	120	Single	Enclosed, Ball	1650	1470	1180	1498	1296	934	0.58	0.50	0.44	63	56	48	58	55	48

Tested in accordance with AMCA standard 230-99. • Specifications are subject to change.



# PIVOTING BLOWERS

## Common Usages

Areas needing ultra portable air circulation such as:  
Construction sites, restaurants, workshops  
Great for helping to quickly dry floors in basements,  
businesses or public areas




## FEATURES

- Split capacitor motor is permanently lubricated for little to no maintenance
- Molded ABS plastic won't rust
- Pivoting action allows fan to be easily directed to needed area
- Ultra portable
- Includes two 120V outlets with circuit breaker and reset button



Pivoting Utility Blower  
9550



Pivoting High Velocity Blower  
9555

## PERFORMANCE

MODEL	DESCRIPTION	HP	BLADE SIZE	CONTROLS	POWER CORD	COMPLIANCE	CFM			AMPS			WEIGHT (LBS.)	LIST PRICE
							HIGH	MED	LOW	HIGH	MED	LOW		
9555	Pivoting High Velocity Blower	1/13	7" x 7"	Rotary	Black, 10' SO	ETL, OSHA	350	300	250	0.94	0.78	0.70	12.8	\$199.00
9550	Pivoting Utility Blower	1/16	6" x 6"	Rotary	Black, 10' SO	ETL, OSHA	310	269	190	0.80	0.62	0.50	10.1	\$130.00

Tested in accordance with AMCA standard 230-99. • Specifications are subject to change.

# WINDOW FANS

## Common Usages

Exhaust hot air out of office areas or bring cooler air in.

Use in residential settings, small businesses or businesses set up in residential buildings



## FEATURES

- Split capacitor motor is permanently lubricated for little to no maintenance
- Reversible motor allows fan to exhaust air out or bring air in
- Can be mounted in front of window, allowing window to close behind the fan during inclement weather
- Impact resistant plastic housing, metal front grill and blade (model 9166)  
High impact styrene housing, ABS plastic blade, and metal front grill (model 9155)
- Window Size Requirements:  
9166: 27" - 38" x 26.25"H  
9155: 26.5" - 34.5" x 22"H



Whole House Window Fan  
9166



Window Fan  
9155

## PERFORMANCE

MODEL	DESCRIPTION	HP	BLADE SIZE	CONTROLS	POWER CORD	COMPLIANCE	CFM			AMPS			WEIGHT (LBS.)	LIST PRICE
							HIGH	MED	LOW	HIGH	MED	LOW		
9166	20" Whole House Window Fan	1/6	20"	Rotary	Black, 7' SPT-2R	ETL, OSHA	3560	3120	2510	1.40	1.30	1.00	36.0	\$308.00
9155	16" Window Fan	1/6	16"	Rotary	White, 7' SPT	ETL, OSHA	2470	1700	1360	0.83	0.55	0.45	15.0	\$199.00

Tested in accordance with AMCA standard 230-99. • Specifications are subject to change.





Model	Description	UPC	Page
<b>Industrial Grade Drum Fans</b>			
9942D	1/2 HP 42" Belt Drive Drum Fan	0-46013-30310-3	3
9936D	1/3 HP 36" Belt Drive Drum Fan	0-46013-30309-7	3
9236D	1/3 HP 36" Direct Drive Drum Fan	0-46013-30301-1	3
<b>1/3 HP Industrial Grade Fans</b>			
9170	30" Pedestal Fan	0-46013-38990-9	4
9175	30" Oscillating Pedestal Fan	0-46013-38960-2	4
9171	24" Pedestal Fan	0-46013-38980-0	4
9174	24" Oscillating Pedestal Fan	0-46013-38970-1	4
9070	30" Wall Mount Fan	0-46013-38940-4	4
9075	30" Oscillating Wall Mount Fan	0-46013-38920-6	4
9071	24" Wall Mount Fan	0-46013-38950-3	4
9074	24" Oscillating Wall Mount Fan	0-46013-38930-5	4
9370	30" Ceiling Mount Fan	0-46013-38900-8	4
9375	30" Oscillating Ceiling Mount Fan	0-46013-38880-3	4
9371	24" Ceiling Mount Fan	0-46013-38910-7	4
9374	24" Oscillating Ceiling Mount Fan	0-46013-38890-2	4
9670	30" I-Beam Mount Fan	0-46013-38860-5	4
9675	30" Oscillating I-Beam Mount Fan	0-46013-38840-7	4
9671	24" I-Beam Mount Fan	0-46013-38870-4	4
9674	24" Oscillating I-Beam Mount Fan	0-46013-38850-6	4
<b>Industrial Grade Fan Components</b>			
9170H	30" Assembled Fan Head	0-46013-38740-0	5
9175H	30" Oscillating Assembled Fan Head	0-46013-38730-1	5
9171H	24" Assembled Fan Head	0-46013-38720-2	5
9174H	24" Oscillating Assembled Fan Head	0-46013-38710-3	5
9130H	30" Assembled Fan Head	0-46013-39600-6	5
9135H	30" Oscillating Assembled Fan Head	0-46013-39730-0	5
9124H	24" Assembled Fan Head	0-46013-39610-5	5
9125H	24" Oscillating Assembled Fan Head	0-46013-39740-9	5
9100PB	Pedestal Base and Pole	0-46013-39620-4	5
9100WC	Wall Mount	0-46013-39630-3	5
9100CM	Ceiling Mount	0-46013-38700-4	5
9100I	I-Beam Mount	0-46013-39640-2	5
9100JHB	Joist Hanger	0-83162-96303-1	5
9100WB	Wheel Kit	0-46013-39590-0	5
<b>1/4 HP Industrial Grade Fans</b>			
9130	30" Pedestal Fan	0-46013-11780-9	6
9135	30" Oscillating Pedestal Fan	0-46013-39560-3	6
9124	24" Pedestal Fan	0-46013-39500-9	6
9125	24" Oscillating Pedestal Fan	0-46013-39510-8	6
9030	30" Wall Mount Fan	0-46013-39350-0	6
9035	30" Oscillating Wall Mount Fan	0-46013-39550-4	6
9024	24" Wall Mount Fan	0-46013-39480-4	6
9025	24" Oscillating Wall Mount Fan	0-46013-39490-3	6
9330	30" Ceiling Mount Fan	0-46013-38800-1	6
9335	30" Oscillating Ceiling Mount Fan	0-46013-38780-6	6
9724	24" Ceiling Mount Fan	0-46013-38810-0	6
9325	24" Oscillating Ceiling Mount Fan	0-46013-38790-5	6

Specifications are subject to change.

Model	Description	UPC	Page
<b>1/4 HP Industrial Grade Fans</b>			
9430	30" I-Beam Mount Fan	0-46013-39670-9	6
9635	30" Oscillating I-Beam Mount Fan	0-46013-38760-8	6
9424	24" I-Beam Mount Fan	0-46013-39690-7	6
9625	24" Oscillating I-Beam Mount Fan	0-46013-38770-7	6
<b>Industrial Grade Quiet Fans</b>			
99228	30" Quiet, Floor Fan	0-46013-39575-7	7
99222	24" Quiet, Floor Fan	0-46013-30525-2	7
99532	30" Quiet, Oscillating Pedestal Fan	0-46013-39565-8	8
99533	24" Quiet, Oscillating Pedestal Fan	0-46013-39515-3	8
99538	30" Quiet, Oscillating Wall Mount Fan	0-46013-39555-9	9
99539	24" Quiet, Oscillating Wall Mount Fan	0-46013-39495-8	9
<b>Industrial Grade Floor Fans</b>			
9230	1/4 HP 30" Floor Fan	0-46013-39570-2	10
9224	1/4 HP 24" Floor Fan	0-46013-39520-7	10
9220	1/6 HP 20" Floor Fan	0-46013-39300-5	10
9219	1/6 HP 18" Roll-About Stand Fan	0-46013-39190-2	10
9218	1/6 HP 18" Floor Fan	0-46013-39170-4	10
9214	1/20 HP 14" Floor Fan	0-46013-39710-2	10
9212	1/25 HP 12" Floor Fan	0-46013-39160-5	10
<b>20" and 18" Industrial Grade Fans</b>			
9420	1/6 HP 20" Pedestal Fan	0-46013-39290-9	11
9020	1/6 HP 20" Wall Mount Fan	0-46013-39340-1	11
9320	1/6 HP 20" Ceiling Mount Fan	0-46013-38820-9	11
9520	1/6 HP 20" I-Beam Mount Fan	0-46013-39650-1	11
9418	1/6 HP 18" Pedestal Fan	0-46013-39680-8	11
9518	1/6 HP 18" Wall Mount Fan	0-46013-39660-0	11
9718	1/6 HP 18" Ceiling Mount Fan	0-46013-38830-8	11
9618	1/6 HP 18" I-Beam Mount Fan	0-46013-39700-3	11
<b>Industrial Grade Multi Mount Fans</b>			
9318	1/6 HP 18" Multi Mount Fan	0-46013-39470-5	12
9314	1/20 HP 14" Multi Mount Fan	0-46013-39720-1	12
9312	1/25 HP 12" Multi Mount Fan	0-46013-39460-6	12
<b>Government Fans</b>			
9130G	30" Pedestal Fan	0-46013-11750-2	13
9135G	30" Oscillating Pedestal Fan	0-46013-38200-9	13
9125G	24" Oscillating Pedestal Fan	0-46013-38190-3	13
9214GT	14" Floor Fan	0-46013-39710-2	13
<b>Pivoting Blowers</b>			
9555	Pivoting High Velocity Blower	0-46013-43620-7	14
9550	Pivoting Utility Blower	0-46013-39840-6	14
<b>Window Fans</b>			
9166	20" Whole House Window Fan	0-46013-38020-3	14
9155	16" Window Fan	0-46013-38010-4	14





For additional information regarding our industrial air circulators or any of our other full lines of exhaust fans and range hoods, please contact the dealer nearest you or:

**United States:**

West Chester, PA

Phone: 877-304-3785

Fax: 610-696-8048

E-mail: [sales@airkinglimited.com](mailto:sales@airkinglimited.com)



[www.airkinglimited.com](http://www.airkinglimited.com)



Printed using low VOC inks on a composite of post consumer fiber, recycled paper and virgin pulp derived from sustainably managed forests.