

**Submittal Data: MULTI56HP230V1AO**      **56,000 BTUH Super +Multi-port Heat Pump System**

**Job Name** \_\_\_\_\_ **Location** \_\_\_\_\_ **Date** \_\_\_\_\_

**Purchaser** \_\_\_\_\_ **Engineer** \_\_\_\_\_

**Submitted To** \_\_\_\_\_ **For**     Reference     Approval     Construction

**Unit Designation** \_\_\_\_\_ **Schedule No.** \_\_\_\_\_

**GENERAL FEATURES**

- Operates up to 9 Indoor Units
- G10 DC Inverter Technology
- 2-Way & 3-Way Branch Units (Sold Sepatarely)
- Gold Fin Coil Coating
- Intelligent Defrost
- Auto Restart on Power Outages
- 5 yr. Limited Parts Warranty
- 7 year Limited Compressor Warranty



**System Ratings**

<b>Cooling</b>	
Rated Capacity	53,000 BTU/H
Capacity Range	3,412-61,416 BTU/H
Power Input (Max)	5,600 W
SEER	16.0
EER	9.5

**Outdoor Unit Data**

<b>Compressor</b>	Type	DC Inverter Driven Rotary
	RLA	23.0 A
<b>Fan Motor</b>	Output Power	2 x 1/6HP
	FLA	2 x 1.0 A
	Air Flow (Max)	4,120 CFM
<b>Sound Pressure</b>		
	Cooling	57 db(A)
	Heating	57 db(A)

<b>Heating at 47° F</b>	
Rated Capacity	61,500 BTU/H
Capacity Range	4,094-63,122 BTU/H
Input Power (Max)	5,200 W
HSPF	8.2
COP	3.5


**Refrigerant Piping Data**

Max. Number of Indoor Units	9
Connection Method	Flared
Refrigerant Type	R410A
Additional Charge Per Line Length	0.54-oz/ft
Factory Charge for Total Line Length	98-ft
Total Refrigerant Pipe Length	476-ft
Max Refrigerant Piping Length to any Indoor Unit	230-ft
Min Refrigerant Piping Length to any Indoor Unit	10-ft
Max Elevation between Indoor Units	50-ft
Max Lift from Outdoor to Indoor Unit	98-ft
Max Drop from Outdoor to Indoor Unit	98-ft

<b>Heating at 17° F</b>	
Rated Capacity	43,500 BTU/H
Capacity (Max)	51,901 BTU/H

<b>Operating Range</b>		
Cooling	(Max)	118°F (48 C)
	(Min)	5°F (-15 C)
Heating	(Max)	75°F (24 C)
	(Min)	-4°F (-20 C)

<b>Power Supply</b>	
Normal Operational Voltage	208/230 V, 1 Phase, 60 Hz
Voltage Range	187 - 253 V
MCA	30.0 A
MOCP/Breaker Size	50 A

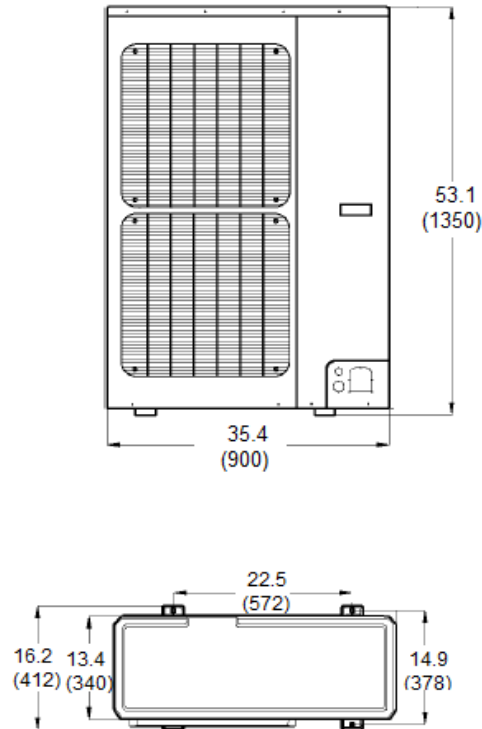


Units: inch (mm)



**56,000 BTUH MODEL**

Model # MULTI56HP230V1AO 56,000 BTUH 230V

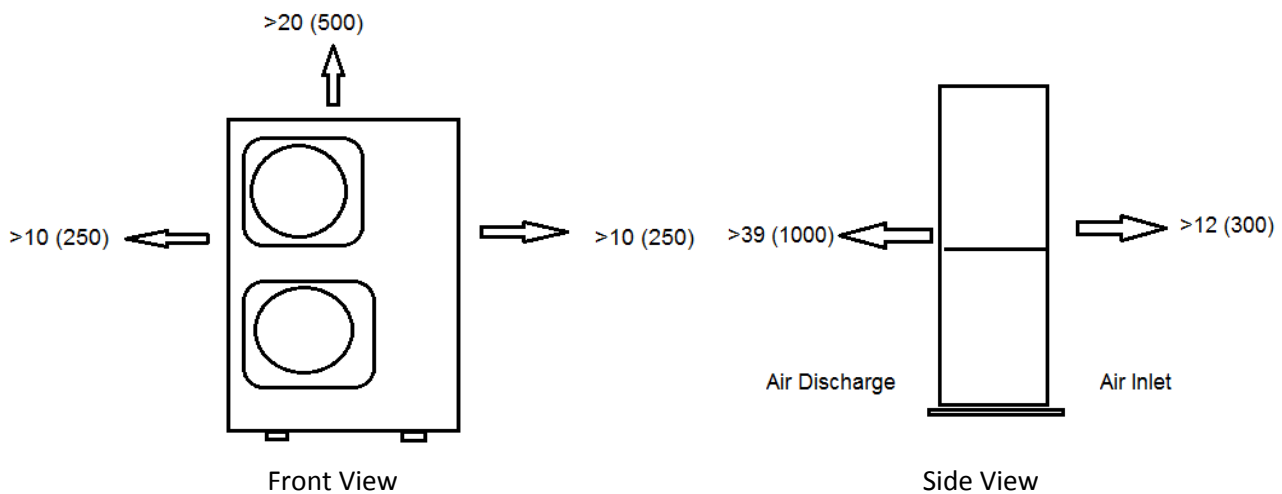


Net Weight	256 lbs
Shipping Weight	276 lbs

Liquid Line Port Size	3/8-in OD Flared
Suction/Gas Line Port Size	5/8-in OD Flared

**MINIMUM SPACING REQUIREMENTS**

Units: inch (mm)



**Notes:**

1. Communication Cable minimum 18 AWG Type Stranded Bare Copper Conductors THHN 600V Unshielded Wire
2. Power wiring cable size must comply with applicable national and local codes.



[www.greecomfort.com](http://www.greecomfort.com)



### COOLING PERFORMANCE

Outdoor Ambient Temperature (DB)	Indoor Entering Air Temperatures (DB) 50% RH					
	62 F		67 F		72 F	
	TC	SHC	TC	SHC	TC	SHC
25 F	55,212	46,540	58,192	48,511	59,860	49,939
35 F	54,292	45,497	57,216	47,388	58,704	48,828
45 F	53,716	43,810	56,888	46,275	57,980	47,276
55 F	53,010	43,065	56,550	45,199	57,310	46,728
65 F	55,525	44,035	58,780	47,503	59,600	49,258
75 F	54,840	43,937	57,120	45,836	58,824	48,325
85 F	53,200	42,125	55,786	43,424	57,600	47,063
95 F	51,200	41,723	52,000	43,960	53,760	44,865
105 F	46,290	38,582	47,912	41,254	48,600	42,642
115 F	40,200	36,357	41,200	37,512	41,900	38,441

### HEATING PERFORMANCE

Outdoor Ambient Temperature (DB) (80% RH)	Indoor Entering Air Temperatures (DB)					
	65 F		70 F		75 F	
	TC	SHC	TC	SHC	TC	SHC
5 F	33,429	33,429	32,776	32,776	31,973	31,973
15 F	43,422	43,422	42,867	42,867	42,164	42,164
25 F	47,988	47,988	47,384	47,384	46,857	46,857
35 F	55,286	55,286	54,491	54,491	53,876	53,876
45 F	60,759	60,759	59,710	59,710	58,913	58,913
55 F	62,118	62,118	61,235	61,235	60,690	60,690
65 F	62,611	62,611	62,173	62,173	61,749	61,749


TC- Total Capacity ( BtuH)

SHC- Sensible Capacity (BtuH)



[www.greecomfort.com](http://www.greecomfort.com)

## BRANCH (BU) SPECIFICATIONS



1-Port In/2-Ports Out  
Model no: RFX12A



1-Port In/3-Ports Out  
Model no: RFX13A

### Electrical

		RFX12A	RFX13A
No. of Indoor Units		2	3
Power Supply	volts	208/230v	208/230v
Rated Current	amps	3.15	3.15
MOCP	amps	15	15

### Piping

		RFX12A	RFX13A
Max Equivalent Length (BU to last Indoor Unit)	ft	60	60

### Notes:

1. Communication Cable minimum 18 AWG Type Stranded Bare Copper Conductors THHN 600V Unshielded Wire
2. Power wiring cable size must comply with applicable national and local codes.

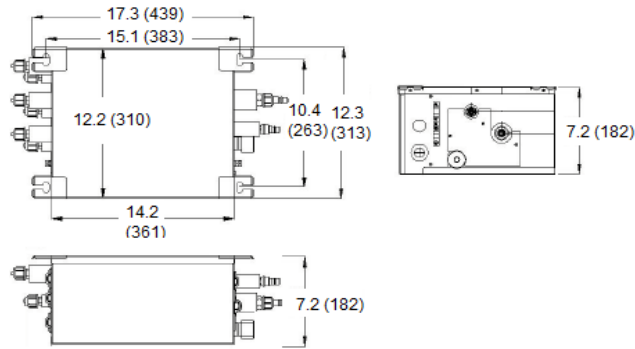


# BRANCH (BU) BOX DIMENSIONAL SPECIFICATIONS

Units: inch (mm)



1-Port In/2-Ports Out  
Model no: RFX12A

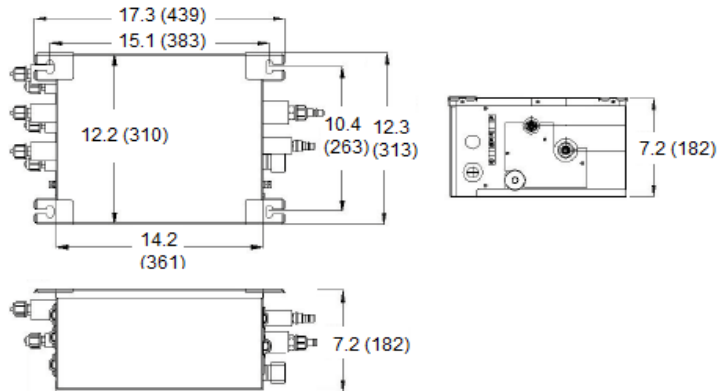


	Indoor Unit Side		Outdoor Unit
	Port A <sup>1</sup>	Port B <sup>1</sup>	Side <sup>1</sup>
Liquid Pipe	φ1/4	φ1/4	φ3/8
Gas Pipe	φ3/8	φ3/8	φ5/8

(1) Flare Fittings

Weight	
Net	Gross
12 lbs	16 lbs

1-Port In/3-Ports Out  
Model no: RFX13A



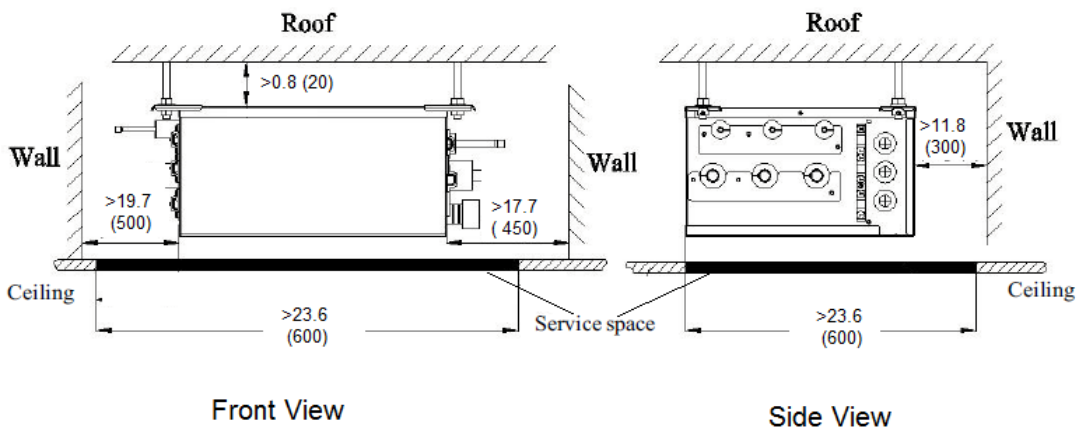
	Indoor Unit Side			Outdoor Unit
	Port A <sup>1</sup>	Port B <sup>1</sup>	Port C <sup>1</sup>	Side <sup>1</sup>
Liquid Pipe	φ1/4	φ1/4	φ1/4	φ3/8
Gas Pipe	φ3/8	φ3/8	φ3/8	φ5/8

(1) Flare Fittings

Weight	
Net	Gross
13 lbs	17 lbs

## MINIMUM SPACING REQUIREMENTS

Units: inch (mm)



Notes:

1. Recommended Interconnecting Cable Type Stranded Bare Copper Conductors THHN 600V Unshielded Wire
2. Power wiring cable size must comply with applicable national and local codes.





[www.greecomfort.com](http://www.greecomfort.com)

Model Number & Description

Ceiling Cassette      CAS12HP230V1AC      12,000 BtuH  
 CAS18HP230V1AC      18,000 BtuH  
 CAS24HP230V1AC      24,000 BtuH



Universal Floor/Ceiling      FLR09HP230V1AF      9,000 BtuH  
 FLR12HP230V1AF      12,000 BtuH  
 FLR18HP230V1AF      18,000 BtuH  
 FLR24HP230V1AF      24,000 BtuH



Neo High Wall      NEO09HP230V1AH      9,000 BtuH  
 NEO12HP230V1AH      12,000 BtuH  
 NEO18HP230V1AH      18,000 BtuH



Slim Duct      DUCT09HP230V1AD      9,000 BtuH  
 DUCT12HP230V1AD      12,000 BtuH  
 DUCT18HP230V1AD      18,000 BtuH  
 DUCT21HP230V1AD      24,000 BtuH



Mini -Console      CONS09HP230V1AF      9,000 BtuH  
 CONS12HP230V1AF      12,000 BtuH  
 CONS18HP230V1AF      18,000 BtuH



Branch (BU) Boxes      RFX12A      1-Port In/2-Ports Out  
 RFX13A      1-Port In/3-Ports Out



Copper Y-Branch Conne LN01300110      Liquid Branch & Gas Branch

